

stylex

Dela

PRICE LIST

Effective November 01, 2023

General Information

GENERAL INFORMATION
Terms Net 30 days from date of invoice. FOB Delanco, NJ
Damaged Shipments All Stylex products are carefully inspected before they are packed in sturdy cartons designed to satisfy shipping requirements. Stylex is not responsible for damage in shipment. The transportation company assumes responsibility for delivering products to you in good condition when the bill of lading is signed. You protect yourself by refusing shipments showing damage or shortage until transportation company has noted on the delivery sheet the extent of damage or shortage. Concealed damage should be reported to the carrier as soon as discovered, but not later than 15 days after receiving shipment.
Return/Restocking Policy Return shipments will not be accepted unless specifically authorized by Stylex in writing. The Return Authorization number should be clearly marked on the carton. The customer returning Stylex products is responsible for return shipping costs. Merchandise must be returned unused. Returned merchandise is subject to a 35% restocking fee.
Specials/Customs Modifications to standard products will be considered for large runs. Contact Stylex for more information.
Design Changes In keeping with modern manufacturing advances, Stylex reserves the right to incorporate minor modifications and design changes in products without notice.
Cancellation Policy No charge prior to production except for inventory specifically requisitioned to fulfill the particular order. After production has begun, only actual costs incurred, including labor and material, will be billed to the customer.

WARRANTY
Except as provided below, Stylex warrants exclusively to the original Purchaser of our product that all parts, under normal use and service, will be free from defects in workmanship and material for a period of ten (10) years from the date of purchase. “Normal use and service” means that the product will be used in a typical office environment for 40-45 hours per week.
This warranty is subject to the following limitations, exclusions and provisions:
Wood components of plywood stacking chairs (such as Brooks and Welcome) 5 years
Upholstery (including mesh used for Click, F4, Insight, and Zephyr Mesh) 3 years
SAVA Mesh 10 years
COM Upholstery No warranty Stylex makes every effort to ensure that the COM Upholstery it approves is suitable for the intended use. Nevertheless, we will not warrant, and assume no responsibility for, the durability or tailoring quality of any COM or COL. If you have any concerns about the ultimate appearance of any covering, please order an upholstered sample.
Painted Stack Chair Frames No Warranty We will not warrant the finish of painted stack chair frames against damage from stacking. We recommend ordering chrome frames for chairs that will be stacked.
Felt Glides No warranty Due to the different surfaces on which felt glides may be used, we cannot warrant their durability over time.
If this product fails during normal use and service within the applicable warranty period (other than through normal wear and tear), please send a description of the relevant part and the nature of the defect, together with proof of purchase of the product, to Stylex at: Customer Service. c/o Stylex, P.O. Box 5038, Delanco, NJ 08075. PLEASE DO NOT RETURN PARTS OR THE PRODUCT TO STYLEX UNLESS INSTRUCTED TO DO SO BY STYLEX. Stylex will, at its option, either repair or replace the product or the part found defective by Stylex completely without charge for materials or labor. Purchaser may be required (at the option of Stylex) to return to Stylex at Purchaser’s expense any defective part with all freight or shipping charges prepaid. The foregoing warranty shall be void if the product has been altered or repaired (other than by Stylex). The warranty does not cover damage to the product caused by accident, neglect, misuse, abuse, modification to the product by anyone other than Stylex or damage caused by use of the product for a purpose other than that for which it was designed. This warranty extends only to the original Purchaser of the product.
No Other Warranties This warranty is in lieu of all other warranties, expressed or implied, including, but not limited to, implied warranties of merchantability and fitness for a particular purpose. The rights and remedies provided herein are the exclusive rights and remedies of the original purchaser of the product.
No Liability For Damages In no event shall Stylex or its suppliers be responsible or liable for any special, indirect, consequential, or incidental damages. In no event shall the liability of Stylex exceed the actual purchase price paid to Stylex for the product.
Out of Warranty Products For all products no longer covered by our warranty, please refer to our Design for Durability and Upgradability Policy. Contact Customer Service if you would like to purchase any replaceable components to further extend the life of any Stylex seating product. This warranty applies to all Stylex products purchased on April 13, 2018, and thereafter.

PRODUCT TAKE BACK PROGRAM

At Stylex, responsible stewardship of our products extends beyond their initial use. Our Product Take Back Program provides a practical solution for the end of our products’ intended life cycle.

Through our partnership with ANEW, a 501(c)(3) nonprofit organization, we offer clients a comprehensive take-back solution for surplus office furniture and materials, regardless of their condition. ANEW’s mission aligns with ours—to connect surplus resources with non-profits, public agencies, and underserved communities, minimizing landfill impact and maximizing corporate social responsibility.

By repurposing surplus items, we strengthen community networks and reduce environmental impact. Stylex proudly supports ANEW, integrating this partnership into our strategic sales strategy since 2014. Learn more at www.anewfound.org.

Initiate a Product Take Back through ANEW by emailing Stylex at info@stylexdesign.com. For additional end-of-life recovery options, refer to our Product Disassembly Instructions and End of Life Recovery Options documents, available in the Resources section of each product on our website. Together, let’s build a sustainable future.

FREIGHT PROGRAM

Stylex offers a Guaranteed Freight Program, which provides the purchaser the ability to determine shipping and handling charges at the time of order. Freight charges will be calculated as a percentage of the net product price and added to the invoice at the time of shipment. The continental United States has been divided into three zones. Please use the map below to determine the freight charges for the product’s destination. There is a minimum freight charge of \$150.

Zone 1 - 4%

Zone 2 - 5%

Zone 3 - 6%

ZONE 1 - 4%

Connecticut
Delaware
New York
New Jersey
Maryland
Massachusetts
North Carolina
Ohio
Pennsylvania
Rhode Island
Virginia
Washington D.C.
West Virginia

ZONE 2 - 5%

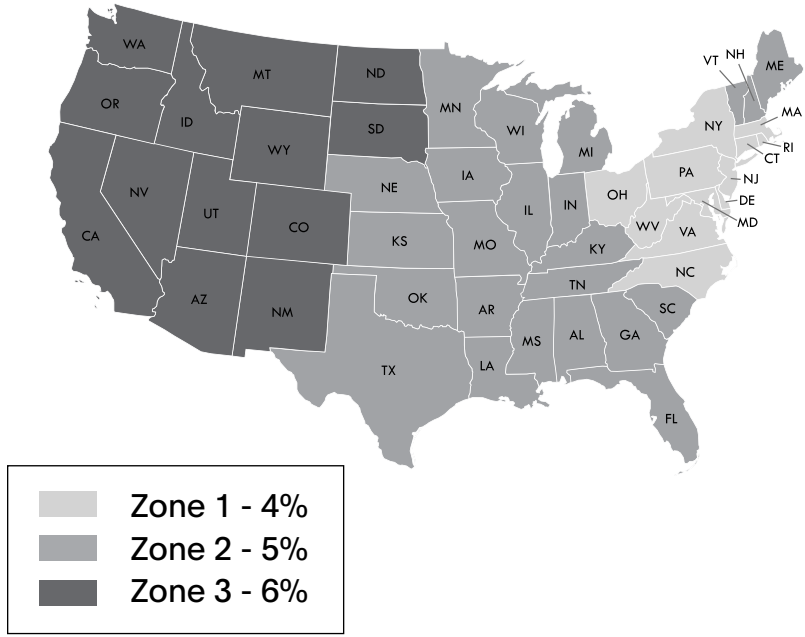
Alabama
Arkansas
Canada, Ontario
Canada, Quebec
Florida
Georgia
Iowa
Illinois
Indiana
Kansas
Kentucky
Louisiana
Nebraska
New Hampshire
Oklahoma
Maine
Michigan
Minnesota
Missouri
Mississippi
South Carolina
Tennessee
Texas
Vermont
Wisconsin

ZONE 3 - 6%

Arizona
California
Colorado
Idaho
Montana
Nevada
New Mexico
North Dakota
Oregon
South Dakota
Utah
Washington
Wyoming

Quote Per Project

Alaska
Hawaii
Canada
(outside Ontario
& Quebec)
Mexico



General Information

TEXTILE PARTNERS & APPROVALS

Textile Partners
To customize your furniture performance needs and design vision, Stylex offers a wide selection of in-graded leathers and textiles from Grades A through Y. We’ve partnered with leading manufacturers on the options, focusing on color, price, durability, and construction. To view our partners and explore our digital carded program with broadly approved textiles, visit **this page**. We stand by these textiles: They’re tried and tested, and will effortlessly fit into any design aesthetic.

Textile Approvals
To view Stylex Approved Textile documents to determine specific product approval status, refer to our Product Tested Textiles documents, available in the Resources section of each product on our website.

CAL 117 AND 133 COMPLIANCE

CAL 117-2013
All Stylex seating satisfies the requirements of CAL 117-2013 so long as one of our standard or in-graded textiles is applied. COM textiles cannot be so guaranteed. Please contact the supplier of COM’s directly to determine the fire retardancy of any COM supplied to us.

CAL 133
Most Stylex seating can be ordered to meet the requirements of CAL 133. When ordering, simply specify “CAL 133 compliance required”. The upcharge for this option is \$54 list per yard. Please refer to the COM yardage of each model to determine the number of yards required. We do frequently require full-scale burn tests in order to certify CAL 133 before an order will be accepted. Such burn tests may increase normal lead times and do carry additional charges. Please contact customer service for details.

CUSTOMER’S OWN MATERIAL/LEATHER

Customer’s own material (COM) and customer’s own leather (COL) will generally be upholstered at the price designated in each product’s price list. Please be advised, however, that we specifically reserve the right to charge a higher price when we determine that special circumstances, such as unusual repeats or challenging materials, present themselves. All orders for custom coverings must be approved by Stylex before they will be accepted for production. To submit proposed textile for approval, please use the COM form **here**.

Special Note:
We assume no responsibility for the durability or tailoring quality of any COM or COL. Directional covers in particular may not meet your satisfaction due to the design of certain products. Please be advised that COM and COL orders are not subject to return. If you have doubts about the ultimate appearance of certain coverings, please order a sample done with that specific COM or COL. In addition, while we inspect textiles for mill imperfections, some are difficult to recognize. We cannot be responsible for defects, color inaccuracies, dye lot variations, or other flaws.

Under no circumstances will we be responsible for COM shortages, flaws, or other such problems. Finally, it is not our responsibility to police the receipt of COM’s in order to meet delivery deadlines, and we assume our customers are aware of any undue delay in the shipment of their COM textiles.

COM textile and COL leather should be sent prepaid to: Stylex
Attn: COM/COL - [Your PO #]
740 Coopertown Road
Delanco, NJ 08075

Clearly mark textile or leather with the dealer’s name, purchase order number, and furniture model number of the item to be covered. Actual furniture orders should include the same information, as well as a description of the textile or leather, including pattern and color number, in order to provide a cross reference.

Yardage requirements shown in the price list are based on non-directional goods of 54” width. Textiles less than 54" wide or those requiring matching (stripes, prints, or large patterned designs) call for additional yardage. We will be happy to supply yardage requirements for large quantities where economies may be realized.

Add the following yardage for stripes, plaids, or patterns with repeats:

Textile Width	Plain Textile	2-14" Repeat	15-24" Repeat	25-27" Repeat	28-36" Repeat
54"	0%	10%	15%	20%	25%
50"	10%	20%	25%	30%	35%
48"	15%	25%	30%	35%	40%
45"	40%	50%	55%	60%	65%
36"	50%	60%	65%	70%	75%

COM/COL FORM

To avoid delay in processing COM orders we request that you submit a sample of your COM textile stapled to this form which can be downloaded **here**. If a textile has a stripe or design, the size of the repeat should be indicated. Please indicate the textile supplier’s name, textile number, and color. Also indicate the Stylex product on which the textile will be used.

The textile supplier must indicate on his shipping labels the dealer name and purchase order number as well as the Stylex model number.

Please Note:
No order may be entered into production or have a shipping date assigned until all related COM is received at the factory.



CENTER OF STRIPE OR DESIGN

TOP	TOP
-----	-----

1. Size of Repeat
2. Textile Supplier
3. Textile Number
4. Color
5. Stylex Product

Contents




























COLORS, MATERIALS, AND FINISHES	5	GUEST	9
STATEMENT OF LINE	6	TASK 4-BLADE CASTER	11
DIMENSIONS	7	STOOL	12
HOW TO ORDER	8	LOUNGE	14

CLICK THE TITLES ABOVE TO NAVIGATE THROUGH THE DOCUMENT
PRODUCT HEADERS ON SUBSEQUENT PAGES LINK BACK TO THIS PAGE


Dela

COLORS, MATERIALS, AND FINISHES

POWDER COAT & METAL LEG FINISH

										
MILK (MK)	SAND (SD)	PALE YELLOW (PY)	YELLOW (YL)	ORANGE (OR)	TERRACOTTA (TC)	RED (RD)	RED ORANGE (RO)	RUSTY RED (RR)	DUSTY PINK (DP)	MEADOW GREEN (MG)
										
FOREST GREEN (FG)	SOFT BLUE (SB)	BLUE (BL)	NAVY (NV)	LIGHT GRAY (LG)	CHAMPAGNE (CP)	METALLIC SILVER (MS)	NICKEL (NK)	BRASS (BR)	TAUPE (TP)	DARK BRONZE (DB)
										
DARK GRAY (DG)	TEXTURED SLATE (TS)	BLACK TWILIGHT (BT)	BLACK MATTE (BM)	BRIGHT CHROME (CH)						

WOOD SHELL

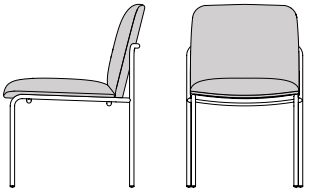
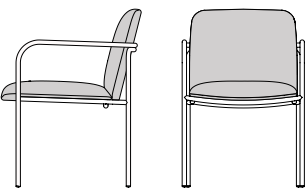
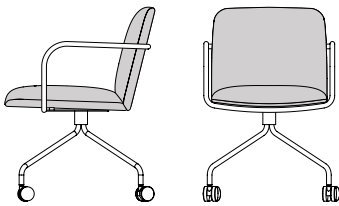
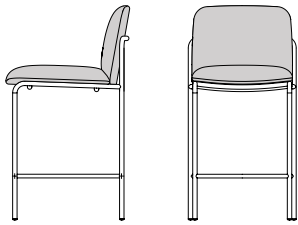

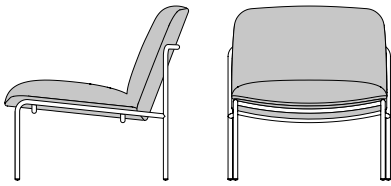


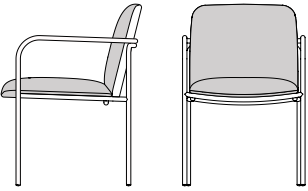
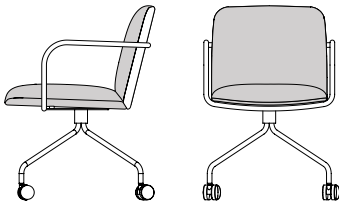
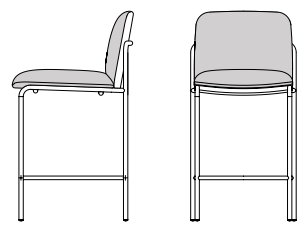

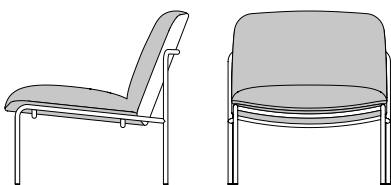
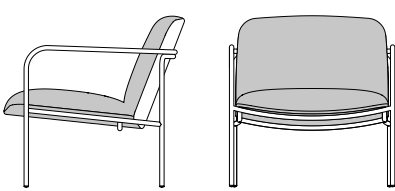


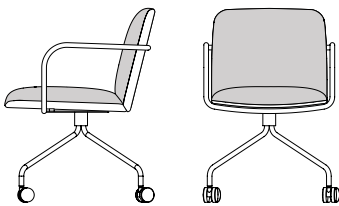
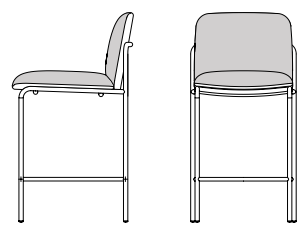

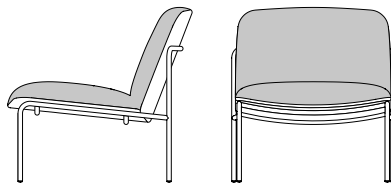
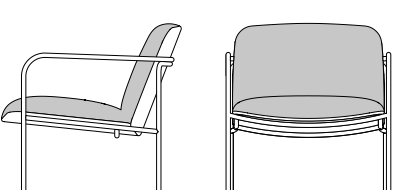
	
ALPI-RIFT CUT OAK (PZ30)	TONED WALNUT (PZ20)

WOOD ARM CAP

	
WHITE OAK (81)	TONED WALNUT (89)

Dela

SPECIFICATION GUIDE: STATEMENT OF LINE

OVERVIEW	GUEST		TASK	STOOL		LOUNGE	
	4-LEG ARMLESS	4-LEG ARM	4-BLADE CASTER	COUNTER	BAR	4-LEG ARMLESS	4-LEG ARM
Fully Upholstered							
Finished Wood Back							
Finished Wood Back and Seat							

OPTIONS							
Styles & Wood Finishes	Fully Upholstered	Finished Wood Back	Finished Wood Back and Seat	Plywood Back/Seat Toned Walnut	Plywood Back/Seat Alpi-Rift Cut Oak	Solid Wood Arm Cap Toned Walnut	Solid Wood Arm Cap Oak
							
Upholstery	Welt (Back & Seat)	Button Tuft (Back Only)	Liberty Tuft (Back Only)	Dual Upholstery - 1 Inside (Yellow), 2 Outside (Gray)			
							

PRODUCT INFORMATION

Design

Stylex/Brandon Walker

Construction

Seats and backs consist of curved upholstery grade or finished plywood. Upholstered interior liners consist of foam over plywood. Frames are constructed out of round steel tubing. Arm caps are offered in finished grade wood or upholstered constructed of foam and wood.

Wood Finishes

The beauty of wood lies in its natural grain patterns, which are unique to each piece of wood. As such, exposed wood surfaces will not offer the same consistency as man-made materials. Some variation in color, grain, and texture are to be expected, even within the same order. Another consideration is that wood components will tend to darken over time, exaggerating slightly naturally occurring differences.

Glides

Plastic and felted glides come in black or light gray.

Casters

Casters are available in black or light gray.

Use

Designed for indoor use only.

Performance Standards

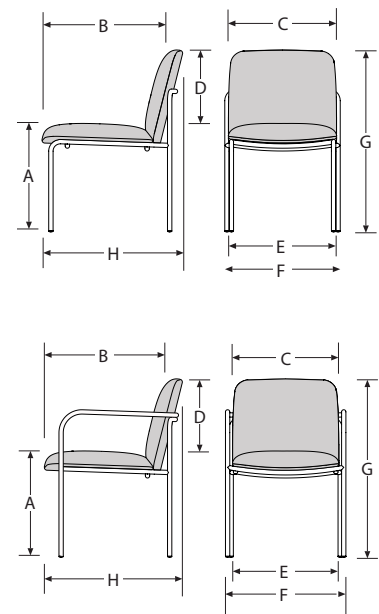
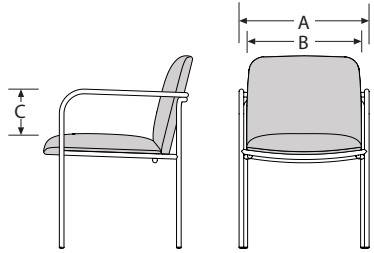
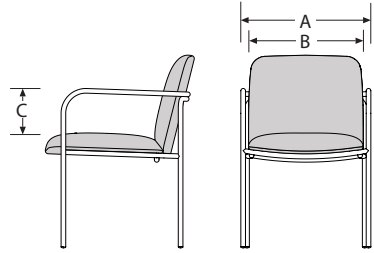
Manufactured to comply with:
ANSI/BIFMA X5.1 General-Purpose Office Chairs - Tests

Certifications

Greenguard Gold
LEVEL® 1

Dela

SPECIFICATION GUIDE: DIMENSIONS

OVERVIEW								
<div><div>Dimensions</div><div><div>A. Seat Height</div><div>B. Seat Depth</div><div>C. Seat Width</div><div>D. Back Height</div><div>E. Back Width</div><div>F. Overall Width</div><div>G. Maximum Overall Height</div><div>H. Maximum Overall Depth</div></div></div>		<div><div>4-Leg Armless Guest</div><div>A. 18</div><div>B. 17.75</div><div>C. 18.5</div><div>D. 13</div><div>E. 18.5</div><div>F. 19.75</div><div>G. 32.5</div><div>H. 24</div></div>	<div><div>4-Leg Arm Guest</div><div>A. 18</div><div>B. 17.75</div><div>C. 18.5</div><div>D. 13</div><div>E. 18.5</div><div>F. 21</div><div>G. 32.5</div><div>H. 24</div></div>	<div><div>4-Blade Caster</div><div>A. 18</div><div>B. 17.75</div><div>C. 18.5</div><div>D. 13</div><div>E. 18.5</div><div>F. 21</div><div>G. 32.5</div><div>H. 24</div></div>	<div><div>Counter Stool</div><div>A. 25.5</div><div>B. 16.5</div><div>C. 17</div><div>D. 10.5</div><div>E. 17</div><div>F. 18.25</div><div>G. 36.25</div><div>H. 19.75</div></div>	<div><div>Bar Stool</div><div>A. 30.5</div><div>B. 16.5</div><div>C. 17</div><div>D. 10.5</div><div>E. 17</div><div>F. 18.25</div><div>G. 41.25</div><div>H. 19.75</div></div>	<div><div>4-Leg Armless Lounge</div><div>A. 17.5</div><div>B. 20.5</div><div>C. 26</div><div>D. 14.5</div><div>E. 26</div><div>F. 27.25</div><div>G. 29</div><div>H. 27.5</div></div>	<div><div>4-Leg Arm Lounge</div><div>A. 17.5</div><div>B. 20.5</div><div>C. 26</div><div>D. 14.5</div><div>E. 26</div><div>F. 29</div><div>G. 29</div><div>H. 27.5</div></div>
<div><div>Arm</div><div><div>A. Max Width</div><div>B. Arm Distance</div><div>C. Arm Height</div></div></div>			<div><div>4- Leg Arm Guest</div><div>A. 21</div><div>B. 19.5</div><div>C. 7.5</div></div>	<div><div>4-Blade Caster</div><div>A. 21</div><div>B. 19.5</div><div>C. 7.5</div></div>				<div><div>4-Leg Arm Lounge</div><div>A. 28.25</div><div>B. 26.75</div><div>C. 7.5</div></div>
<div><div>Arm with Arm Caps</div><div><div>A. Max Width</div><div>B. Arm Distance</div><div>C. Arm Height</div></div></div>			<div><div>4- Leg Arm Guest</div><div>A. 22.5</div><div>B. 18.75</div><div>C. 8</div></div>	<div><div>4-Blade Caster</div><div>A. 22.5</div><div>B. 18.75</div><div>C. 9</div></div>				<div><div>4-Leg Arm Lounge</div><div>A. 30.5</div><div>B. 26</div><div>C. 8</div></div>

Dela

SPECIFICATION GUIDE: HOW TO ORDER

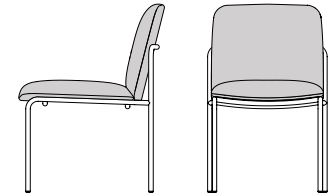


MODEL CODE BREAKDOWN

Sample Model Code: DL251B1BCUCBMCOM

1. Series	2. Type	3. Frame	4. Style	5. Options	6. Casters/Glides	7. Arm Cap/Wood Finish	8. Frame Finish	9. Textile
<div><div></div><div>DL</div><div></div></div>	<div><div></div><div>2</div><div></div></div>	<div><div></div><div>5</div><div></div></div>	<div><div></div><div>1</div><div></div></div>	<div><div></div><div>B1</div><div></div></div>	<div><div></div><div>BC</div><div></div></div>	<div><div></div><div>UC</div><div></div></div>	<div><div></div><div>BM</div><div></div></div>	<div><div></div><div>COM</div><div></div></div>
Series.	Choose type.	Choose frame.	Choose style.	Choose options.	Choose caster/glide.	Choose arm cap/wood finish.	Choose frame finish.	Choose textile.
<div><div>Series</div><div>DL – DELA</div></div>	<div><div>Type</div><div>1 – GUEST 2 – TASK 3 – COUNTER STOOL 4 – BAR STOOL 5 – LOUNGE</div></div>	<div><div>Frame</div><div>1 – 4-LEG ARMLESS 2 – 4-LEG ARM 5 – 4-BLADE CASTER</div></div>	<div><div>Style</div><div>1 – FULLY UPHOLSTERED 2 – FINISHED WOOD BACK 3 – FINISHED WOOD BACK AND SEAT</div></div>	<div><div>Options</div><div>DF – DUAL UPHOLSTERY W1 – WELT CORD B1 – BUTTON TUFT T1 – LIBERTY TUFT</div></div>	<div><div>Casters</div><div>BC – BLACK CARPET BS – BLACK SOFT WHEEL GC – GRAY CARPET GS – GRAY SOFT WHEEL</div><div><div>Glides</div><div>PG1 – PLASTIC BLACK GLIDES PG3 – PLASTIC LIGHT GRAY GLIDES FG1 – PLASTIC BLACK GLIDES WITH FELT PADS FG2 – PLASTIC LIGHT GRAY GLIDES WITH FELT PADS</div></div></div>	<div><div>Arm Cap</div><div>UC – UPHOLSTERED 81 – OAK 89 – TONED WALNUT</div><div><div>Wood Finish</div><div>PZ20 – TONED WALNUT PZ30 – ALPI-RIFT CUT OAK</div></div></div>	<div><div>Frame Color</div><div><div>Standard Power Coat</div><div>BL – BLUE BM – BLACK MATTE BR – BRASS BT – BLACK TWILIGHT CP – CHAMPAGNE DB – DARK BRONZE DG – DARK GRAY DP – DUSTY PINK FG – FOREST GREEN LG – LIGHT GRAY MG – MEADOW GREEN MK – MILK MS – METALLIC SILVER NK – NICKEL NV – NAVY OR – ORANGE PY – PALE YELLOW RD – RED RO – RED ORANGE RR – RUSTY RED SB – SOFT BLUE SD – SAND TC – TERRACOTTA TP – TAUPE TS – TEXTURED SLATE YL – YELLOW</div><div><div>Other</div><div>CH – BRIGHT CHROME</div></div></div></div>	<div><div>Textile</div><div><div>Textile Grades</div><div>COM – CUSTOMER'S OWN MATERIAL A – GRADE A B – GRADE B C – GRADE C D – GRADE D E – GRADE E F – GRADE F G – GRADE G H – GRADE H I – GRADE I J – GRADE J K – GRADE K L – GRADE L M – GRADE M</div><div><div>Leather Grades</div><div>COL – CUSTOMER'S OWN LEATHER W – GRADE W X – GRADE X Y – GRADE Y E1 – GRADE E1 E2 – GRADE E2</div></div></div></div>

Dela

GUEST 4-LEG: ARMLESS

						COM		COL	Textile Upholstery Grades													Leather Upholstery Grades				
TITLE	SERIES	FRAME	ARM	STYLE	DIMENSIONS	YDG	SQFT	COM	A	B	C	D	E	F	G	H	I	J	K	L	M	W	X	Y	E1	E2
<div>Chair, Guest 4-Leg Armless, Fully Upholstered</div> <div></div>	DL	1	1	1	19.75W x 24D x 32.5H	1.7	26.5	1,028	1,152	1,220	1,285	1,352	1,421	1,494	1,569	1,655	1,767	1,903	2,036	2,171	2,306	1,791	1,961	2,617	3,025	3,409
<div>Chair, Guest 4-Leg Armless, Finished Wood Back</div> <div></div>	DL	1	1	2	19.75W x 24D x 32.5H	1.7	20.7	1,399	1,523	1,591	1,655	1,723	1,791	1,866	1,938	2,025	2,138	2,273	2,407	2,542	2,676	2,024	2,158	2,670	2,990	3,292
<div>Chair, Guest 4-Leg Armless, Finished Wood Back and Seat</div> <div></div>	DL	1	1	3	19.75W x 24D x 32.5H	0.9	17.3	1,676	1,742	1,779	1,813	1,849	1,886	1,926	1,965	2,011	2,071	2,143	2,214	2,286	2,357	2,220	2,331	2,758	3,025	3,276

To Order Select Below

1. Series/Type/Frame/Style

DL111	DELA GUEST 4-LEG ARMLESS FULLY UPHOLSTERED
DL112	DELA GUEST 4-LEG ARMLESS FINISHED WOOD BACK
DL113	DELA GUEST 4-LEG ARMLESS FINISHED WOOD BACK AND SEAT

Contact Customer Service for custom contrasting upholstery details.

2. Options

B1	BUTTON TUFT	+27
T1	LIBERTY TUFT	+71
WC	WELT CORD	+79
Welt cord is required with leather upholstery and already captured in list pricing above. Welt cord upcharge is only applicable for fabrics. Welt cord is available for all styles.		
DF	DUAL UPHOLSTERY	
	INSIDE	0.8 YDS
	OUTSIDE	0.7 YDS

When specifying in-graded fabrics, please apply the higher of the two grades. Dual Fabric only available on Fully Upholstered models. Welt Cord on Dual Fabric Models uses the Inside Textile.

3. Glides

PG1	PLASTIC BLACK GLIDES
PG3	PLASTIC LIGHT GRAY GLIDES
FG1	PLASTIC BLACK GLIDES WITH FELT PADS
FG2	PLASTIC LIGHT GRAY GLIDES WITH FELT PADS

4. Wood Finish

PZ20	TONED WALNUT
PZ30	ALPI-RIFT CUT OAK

5. Frame Finish

BL	BLUE	LG	LIGHT GRAY
BM	BLACK MATTE	MG	MEADOW GREEN
BR	BRASS	MK	MILK
BT	BLACK TWILIGHT	MS	METALLIC SILVER
CP	CHAMPAGNE	NK	NICKEL
DB	DARK BRONZE	NV	NAVY
DG	DARK GRAY	OR	ORANGE
DP	DUSTY PINK	PY	PALE YELLOW
FG	FOREST GREEN	RD	RED
CH	CHROME		




6. Upholstery

See general information section for details on textiles program and COM/COL information

Textiles are cut railroaded by default

Dela

GUEST 4-LEG: ARM

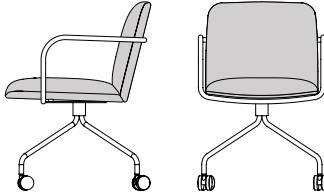
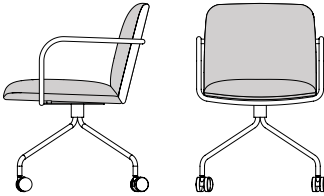
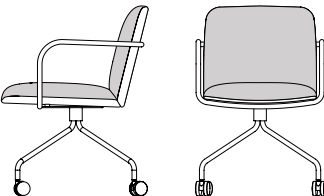
						COM		COL	Textile Upholstery Grades													Leather Upholstery Grades				
TITLE	SERIES	FRAME	ARM	STYLE	DIMENSIONS	YDG	SQFT	COM	A	B	C	D	E	F	G	H	I	J	K	L	M	W	X	Y	E1	E2
<div></div> <div>Chair, Guest 4-Leg Arm, Fully Upholstered</div>	DL	1	2	1	21W x 24D x 32.5H	1.7	26.5	1,083	1,205	1,274	1,340	1,407	1,475	1,549	1,623	1,710	1,822	1,958	2,091	2,226	2,359	1,846	2,016	2,670	3,080	3,464
<div></div> <div>Chair, Guest 4-Leg Arm, Finished Wood Back</div>	DL	1	2	2	21W x 24D x 32.5H	1.7	20.7	1,448	1,571	1,639	1,705	1,773	1,840	1,914	1,988	2,076	2,186	2,323	2,456	2,591	2,725	2,074	2,207	2,718	3,039	3,340
<div></div> <div>Chair, Guest 4-Leg Arm, Finished Wood Back and Seat</div>	DL	1	2	3	21W x 24D x 32.5H	0.9	17.3	1,721	1,787	1,824	1,859	1,894	1,931	1,971	2,010	2,056	2,116	2,187	2,260	2,331	2,402	2,265	2,376	2,804	3,070	3,321

To Order Select Below

<

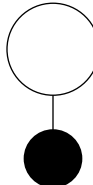
Dela

TASK 4-BLADE CASTER

						COM	COL	Textile Upholstery Grades														Leather Upholstery Grades				
TITLE	SERIES	FRAME	ARM	STYLE	DIMENSIONS	YDG	SQFT	COM	A	B	C	D	E	F	G	H	I	J	K	L	M	W	X	Y	E1	E2
<div>Chair, Task 4-Blade Caster, Fully Upholstered</div> <div></div>	DL	2	3	1	21W x 24D x 32.5H	1.7	26.5	1,257	1,381	1,448	1,513	1,581	1,650	1,723	1,797	1,884	1,996	2,132	2,265	2,400	2,534	2,019	2,190	2,843	3,254	3,638
<div>Chair, Task 4-Blade Caster, Finished Wood Back</div> <div></div>	DL	2	3	2	21W x 24D x 32.5H	1.7	20.7	1,504	1,628	1,695	1,760	1,828	1,896	1,970	2,043	2,132	2,243	2,378	2,513	2,647	2,781	2,129	2,263	2,775	3,095	3,397
<div>Chair, Task 4-Blade Caster, Finished Wood Back and Seat</div> <div></div>	DL	2	3	3	21W x 24D x 32.5H	0.9	17.3	1,771	1,838	1,873	1,909	1,945	1,981	2,020	2,059	2,106	2,166	2,239	2,310	2,381	2,453	2,316	2,427	2,854	3,121	3,372

To Order Select Below

1. Series/Type/Frame/Style



DL231	DELA TASK 4-BLADE CASTER FULLY UPHOLSTERED
DL232	DELA TASK 4-BLADE CASTER FINISHED WOOD BACK
DL233	DELA TASK 4-BLADE CASTER FINISHED WOOD BACK AND SEAT

Contact Customer Service for custom
contrasting upholstery details.

2. Options

● Upholstery Options

B1	BUTTON TUFT		+27
T1	LIBERTY TUFT		+71
WC	WELT CORD		+79
<p>Welt cord is required with leather upholstery and already captured in list pricing above. Welt cord upcharge is only applicable for fabrics. Welt cord is available for all styles.</p>			
DF	DUAL UPHOLSTERY		
	INSIDE	0.8 YDS	
	OUTSIDE	0.7 YDS	

When specifying in-graded fabrics, please apply the higher of the two grades. Dual Fabric only available on Fully Upholstered models. Welt Cord on Dual Fabric Models uses the Inside Textile.

3. Casters

● **Caster**

BC	BLACK CARPET	
BS	BLACK SOFT WHEEL	+37
GC	GRAY CARPET	+24
GS	GRAY SOFT WHEEL	+45

4. Arm Cap Finish

● Arm Cap

UC	UPHOLSTERED	+416
81	OAK	+318
89	TONED WALNUT	+334

Upholstered arm cap textiles default to match the seat components. When Dual Fabric is selected, the inside textile is the default.

5. Wood Finish

● **Wood**

PZ20	TONED WALNUT
PZ30	ALPI-RIFT CUT OAK

6. Frame Finish

- **Powder Coat**

BL	BLUE	LG	LIGHT GRAY	RO	RED ORANGE
BM	BLACK MATTE	MG	MEADOW GREEN	RR	RUSTY RED
BR	BRASS	MK	MILK	SB	SOFT BLUE
BT	BLACK TWILIGHT	MS	METALLIC SILVER	SD	SAND
CP	CHAMPAGNE	NK	NICKEL	TC	TERRACOTTA
DB	DARK BRONZE	NV	NAVY	TP	TAUPE
DG	DARK GRAY	OR	ORANGE	TS	TEXTURED SLATE
DP	DUSTY PINK	PY	PALE YELLOW	YL	YELLOW
FG	FOREST GREEN	RD	RED		

 Chrome

CH CHROME **+389**




7. Upholstery

See general information section for details on textile program and COM/COL information

Textiles are cut railroaded by default

Dela

STOOL: COUNTER

						COM		COL	Textile Upholstery Grades													Leather Upholstery Grades				
TITLE	SERIES	FRAME	ARM	STYLE	DIMENSIONS	YDG	SQFT	COM	A	B	C	D	E	F	G	H	I	J	K	L	M	W	X	Y	E1	E2
<div>Counter Stool, Fully Upholstered</div> <div></div>	DL	3	1	1	18.25W x 19.75D x 36.25H	1.7	26.5	1,234	1,349	1,412	1,474	1,537	1,601	1,670	1,739	1,821	1,925	2,051	2,175	2,301	2,426	1,887	2,029	2,568	2,906	3,225
<div>Counter Stool, Finished Wood Back</div> <div></div>	DL	3	1	2	18.25W x 19.75D x 36.25H	1.7	20.7	1,586	1,660	1,700	1,741	1,781	1,822	1,866	1,910	1,962	2,030	2,111	2,191	2,272	2,353	2,129	2,241	2,668	2,935	3,186
<div>Counter Stool, Finished Wood Back and Seat</div> <div></div>	DL	3	1	3	18.25W x 19.75D x 36.25H	0.9	17.3	2,001	2,067	2,103	2,139	2,175	2,210	2,250	2,289	2,336	2,395	2,469	2,540	2,611	2,683	2,463	2,552	2,894	3,107	3,308

To Order Select Below

1. Series/Type/Frame/Style

DL311	DELA COUNTER STOOL FULLY UPHOLSTERED
DL312	DELA COUNTER STOOL FINISHED WOOD BACK
DL313	DELA COUNTER STOOL FINISHED WOOD BACK AND SEAT

Contact Customer Service for custom contrasting upholstery details.

2. Options

B1	BUTTON TUFT	+27
T1	LIBERTY TUFT	+71
WC	WELT CORD	+79
Welt cord is required with leather upholstery and already captured in list pricing above. Welt cord upcharge is only applicable for fabrics. Welt cord is available for all styles.		
DF	DUAL UPHOLSTERY	
	INSIDE	0.8 YDS
	OUTSIDE	0.7 YDS

When specifying in-graded fabrics, please apply the higher of the two grades. Dual Fabric only available on Fully Upholstered models. Welt Cord on Dual Fabric Models uses the Inside Textile.

3. Glides

PG1	PLASTIC BLACK GLIDES
PG3	PLASTIC LIGHT GRAY GLIDES
FG1	PLASTIC BLACK GLIDES WITH FELT PADS
FG2	PLASTIC LIGHT GRAY GLIDES WITH FELT PADS

4. Wood Finish

PZ20	TONED WALNUT
PZ30	ALPI-RIFT CUT OAK

5. Frame Finish

BL	BLUE	LG	LIGHT GRAY
BM	BLACK MATTE	MG	MEADOW GREEN
BR	BRASS	MK	MILK
BT	BLACK TWILIGHT	MS	METALLIC SILVER
CP	CHAMPAGNE	NK	NICKEL
DB	DARK BRONZE	NV	NAVY
DG	DARK GRAY	OR	ORANGE
DP	DUSTY PINK	PY	PALE YELLOW
FG	FOREST GREEN	RD	RED
CH	CHROME		




6. Upholstery

See [general information section](#) for details on textile program and COM/COL information

Textiles are cut railroaded by default

Dela

STOOL: BAR

						COM		COL	Textile Upholstery Grades													Leather Upholstery Grades				
TITLE	SERIES	FRAME	ARM	STYLE	DIMENSIONS	YDG	SQFT	COM	A	B	C	D	E	F	G	H	I	J	K	L	M	W	X	Y	E1	E2
<div>Bar Stool, Fully Upholstered</div> <div></div>	DL	4	1	1	18.25W x 19.75D x 41.25H	1.7	26.5	1,234	1,349	1,412	1,474	1,537	1,601	1,670	1,739	1,821	1,925	2,051	2,175	2,301	2,426	1,887	2,029	2,568	2,906	3,225
<div>Bar Stool, Finished Wood Back</div> <div></div>	DL	4	1	2	18.25W x 19.75D x 41.25H	1.7	20.7	1,586	1,660	1,700	1,741	1,781	1,822	1,866	1,910	1,962	2,030	2,111	2,191	2,272	2,353	2,129	2,241	2,668	2,935	3,186
<div>Bar Stool, Finished Wood Back and Seat</div> <div></div>	DL	4	1	3	18.25W x 19.75D x 41.25H	0.9	17.3	2,001	2,067	2,103	2,139	2,175	2,210	2,250	2,289	2,336	2,395	2,469	2,540	2,611	2,683	2,463	2,552	2,894	3,107	3,308

To Order Select Below

1. Series/Type/Frame/Style

DL411	DELA BAR STOOL FULLY UPHOLSTERED
DL412	DELA BAR STOOL FINISHED WOOD BACK
DL413	DELA BAR STOOL FINISHED WOOD BACK AND SEAT
Contact Customer Service for custom contrasting upholstery details.	

2. Options

B1	BUTTON TUFT	+27
T1	LIBERTY TUFT	+71
WC	WELT CORD	+79
Welt cord is required with leather upholstery and already captured in list pricing above. Welt cord upcharge is only applicable for fabrics. Welt cord is available for all styles.		
DF	DUAL UPHOLSTERY	
	INSIDE	0.8 YDS
	OUTSIDE	0.7 YDS

When specifying in-graded fabrics, please apply the higher of the two grades. Dual Fabric only available on Fully Upholstered models. Welt Cord on Dual Fabric Models uses the Inside Textile.

3. Glides

PG1	PLASTIC BLACK GLIDES
PG3	PLASTIC LIGHT GRAY GLIDES
FG1	PLASTIC BLACK GLIDES WITH FELT PADS
FG2	PLASTIC LIGHT GRAY GLIDES WITH FELT PADS

4. Wood Finish

PZ20	TONED WALNUT
PZ30	ALPI-RIFT CUT OAK

5. Frame Finish

BL	BLUE	LG	LIGHT GRAY
BM	BLACK MATTE	MG	MEADOW GREEN
BR	BRASS	MK	MILK
BT	BLACK TWILIGHT	MS	METALLIC SILVER
CP	CHAMPAGNE	NK	NICKEL
DB	DARK BRONZE	NV	NAVY
DG	DARK GRAY	OR	ORANGE
DP	DUSTY PINK	PY	PALE YELLOW
FG	FOREST GREEN	RD	RED
CH	CHROME		

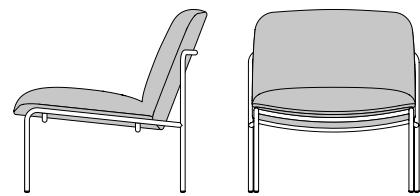
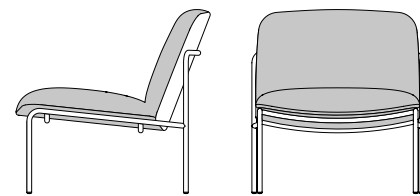
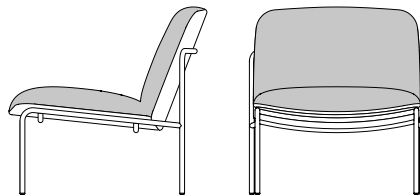
6. Upholstery

See general information section for details on textiles program and COM/COL information

Textiles are cut railroaded by default

Dela

LOUNGE 4-LEG: ARMLESS

						COM		COL	Textile Upholstery Grades													Leather Upholstery Grades				
TITLE	SERIES	FRAME	ARM	STYLE	DIMENSIONS	YDG	SQFT	COM	A	B	C	D	E	F	G	H	I	J	K	L	M	W	X	Y	E1	E2
<div>Chair, Lounge 4-Leg Armless, Fully Upholstered</div> <div></div>	DL	5	1	1	27.25W x 27.5D x 29H	1.7	26.5	2,072	2,253	2,353	2,449	2,548	2,647	2,756	2,864	2,993	3,156	3,356	3,550	3,750	3,946	3,053	3,283	4,166	4,717	5,235
<div>Chair, Lounge 4-Leg Armless, Finished Wood Back</div> <div></div>	DL	5	1	2	27.25W x 27.5D x 29H	1.7	20.7	2,319	2,484	2,575	2,663	2,752	2,842	2,941	3,039	3,155	3,304	3,486	3,663	3,844	4,022	3,109	3,288	3,970	4,397	4,800
<div>Chair, Lounge 4-Leg Armless, Finished Wood Back and Seat</div> <div></div>	DL	5	1	3	27.25W x 27.5D x 29H	0.9	17.3	2,694	2,860	2,949	3,038	3,128	3,218	3,317	3,416	3,532	3,681	3,861	4,039	4,220	4,398	3,376	3,524	4,093	4,449	4,783

To Order Select Below

1. Series/Type/Frame/Style

DL511	DELA LOUNGE 4-LEG ARMLESS FULLY UPHOLSTERED
DL512	DELA LOUNGE 4-LEG ARMLESS FINISHED WOOD BACK
DL513	DELALOUNGE 4-LEG ARMLESS FINISHED WOOD BACK AND SEAT
Contact Customer Service for custom contrasting upholstery details.	

2. Options

B1	BUTTON TUFT	+27
T1	LIBERTY TUFT	+71
WC	WELT CORD	+79
Welt cord is required with leather upholstery and already captured in list pricing above. Welt cord upcharge is only applicable for fabrics. Welt cord is available for all styles.		
DF	DUAL UPHOLSTERY	
	INSIDE	0.8 YDS
	OUTSIDE	0.7 YDS

When specifying in-graded fabrics, please apply the higher of the two grades. Dual Fabric only available on Fully Upholstered models. Welt Cord on Dual Fabric Models uses the Inside Textile.

3. Glides

PG1	PLASTIC BLACK GLIDES
PG3	PLASTIC LIGHT GRAY GLIDES
FG1	PLASTIC BLACK GLIDES WITH FELT PADS
FG2	PLASTIC LIGHT GRAY GLIDES WITH FELT PADS

4. Wood Finish

PZ20	TONED WALNUT
PZ30	ALPI-RIFT CUT OAK

5. Frame Finish

BL	BLUE	LG	LIGHT GRAY
BM	BLACK MATTE	MG	MEADOW GREEN
BR	BRASS	MK	MILK
BT	BLACK TWILIGHT	MS	METALLIC SILVER
CP	CHAMPAGNE	NK	NICKEL
DB	DARK BRONZE	NV	NAVY
DG	DARK GRAY	OR	ORANGE
DP	DUSTY PINK	PY	PALE YELLOW
FG	FOREST GREEN	RD	RED
CH	CHROME		


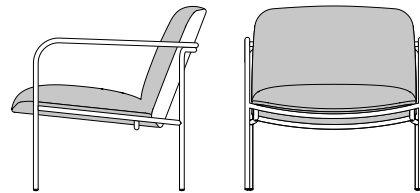
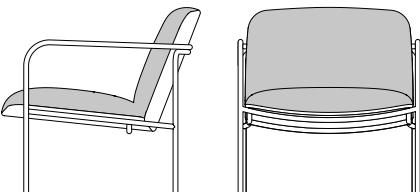
6. Upholstery

See general information section for details on textiles program and COM/COL information

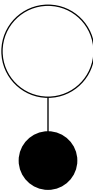
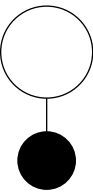
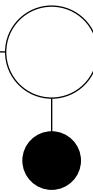
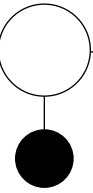
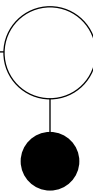
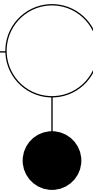
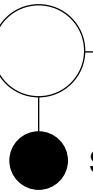
Textiles are cut railroaded by default

Dela

LOUNGE 4-LEG: ARM

						COM		COL	Textile Upholstery Grades													Leather Upholstery Grades				
TITLE	SERIES	FRAME	ARM	STYLE	DIMENSIONS	YDG	SQFT	COM	A	B	C	D	E	F	G	H	I	J	K	L	M	W	X	Y	E1	E2
<div></div> <div>Chair, Lounge 4-Leg Arm, Fully Upholstered</div>	DL	5	2	1	27.25W x 27.5D x 29H	1.7	26.5	2,208	2,390	2,490	2,586	2,686	2,785	2,892	3,001	3,129	3,293	3,491	3,688	3,887	4,081	3,191	3,420	4,303	4,853	5,373
<div></div> <div>Chair, Lounge 4-Leg Arm, Finished Wood Back</div>	DL	5	2	2	27.25W x 27.5D x 29H	1.7	20.7	2,433	2,597	2,687	2,774	2,865	2,956	3,053	3,152	3,269	3,418	3,598	3,776	3,957	4,135	3,222	3,399	4,083	4,511	4,911
<div></div> <div>Chair, Lounge 4-Leg Arm, Finished Wood Back and Seat</div>	DL	5	2	3	27.25W x 27.5D x 29H	0.9	17.3	2,799	2,965	3,056	3,143	3,233	3,323	3,421	3,521	3,637	3,786	3,966	4,144	4,324	4,503	3,348	3,497	4,065	4,421	4,755

To Order Select Below

1. Series/Type/Frame/Style	2. Options	3. Glides	4. Arm Cap Finish	5. Wood Finish	6. Frame Finish	7. Upholstery
<div></div> <div><div>DELA LOUNGE 4-LEG ARM FULLY UPHOLSTERED</div><div>DELA LOUNGE 4-LEG ARM FINISHED WOOD BACK</div><div>DELA LOUNGE 4-LEG ARM FINISHED WOOD BACK AND SEAT</div></div> <div>Contact Customer Service for custom contrasting upholstery details.</div>	<div></div> <div><div><div>B1</div><div>BUTTON TUFT</div><div>+27</div></div><div><div>T1</div><div>LIBERTY TUFT</div><div>+71</div></div><div><div>WC</div><div>WELT CORD</div><div>+79</div></div></div> <div>Welt cord is required with leather upholstery and already captured in list pricing above. Welt cord upcharge is only applicable for fabrics. Welt cord is available for all styles.</div> <div><div><div>DF</div><div>DUAL UPHOLSTERY</div></div><div><div>INSIDE</div><div>0.8 YDS</div></div><div><div>OUTSIDE</div><div>0.7 YDS</div></div></div> <div>When specifying in-graded fabrics, please apply the higher of the two grades. Dual Fabric only available on Fully Upholstered models. Welt Cord on Dual Fabric Models uses the Inside Textile.</div>	<div></div> <div><div><div>PG1</div><div>PLASTIC BLACK GLIDES</div></div><div><div>PG3</div><div>PLASTIC LIGHT GRAY GLIDES</div></div><div><div>FG1</div><div>PLASTIC BLACK GLIDES WITH FELT PADS</div></div><div><div>FG2</div><div>PLASTIC LIGHT GRAY GLIDES WITH FELT PADS</div></div></div>	<div></div> <div><div><div>UC</div><div>UPHOLSTERED</div><div>+416</div></div><div><div>81</div><div>OAK</div><div>+318</div></div><div><div>89</div><div>TONED WALNUT</div><div>+334</div></div></div> <div>Upholstered arm cap textiles default to match the seat components. When Dual Fabric is selected, the inside textile is the default.</div>	<div></div> <div><div><div>PZ20</div><div>TONED WALNUT</div></div><div><div>PZ30</div><div>ALPI-RIFT CUT OAK</div></div></div>	<div></div> <div><div><div>BL</div><div>BLUE</div></div><div><div>BM</div><div>BLACK MATTE</div></div><div><div>BR</div><div>BRASS</div></div><div><div>BT</div><div>BLACK TWILIGHT</div></div><div><div>CP</div><div>CHAMPAGNE</div></div><div><div>DB</div><div>DARK BRONZE</div></div><div><div>DG</div><div>DARK GRAY</div></div><div><div>DP</div><div>DUSTY PINK</div></div><div><div>FG</div><div>FOREST GREEN</div></div><div><div>CH</div><div>CHROME</div><div>+498</div></div></div> <div><div><div>LG</div><div>LIGHT GRAY</div></div><div><div>MG</div><div>MEADOW GREEN</div></div><div><div>MK</div><div>MILK</div></div><div><div>MS</div><div>METALLIC SILVER</div></div><div><div>NK</div><div>NICKEL</div></div><div><div>NV</div><div>NAVY</div></div><div><div>OR</div><div>ORANGE</div></div><div><div>PY</div><div>PALE YELLOW</div></div><div><div>RD</div><div>RED</div></div></div>	<div></div> <div><div>See <u>general information section</u> for details on textile program and COM/COL information</div><div>Textiles are cut railroaded by default</div></div>