

stylex

Verve

PRICE LIST

Effective November 01, 2023

General Information

GENERAL INFORMATION

Terms
Net 30 days from date of invoice,
F. O. B . Delanco, New Jersey.

Damaged Shipments
All Stylex products are carefully inspected before they are packed in sturdy cartons designed to satisfy shipping requirements. Stylex is not responsible for damage in shipment. The transportation company assumes responsibility for delivering products to you in good condition when the bill of lading is signed. You protect yourself by refusing shipments showing damage or shortage until transportation company has noted on the delivery sheet the extent of damage or shortage. Concealed damage should be reported to the carrier as soon as discovered, but not later than 15 days after receiving shipment.

Return/Restocking Policy
Return shipments will not be accepted unless specifically authorized by Stylex in writing. The Return Authorization number should be clearly marked on the carton. The customer returning Stylex products is responsible for return shipping costs. Merchandise must be returned unused. Returned merchandise is subject to a 35% restocking fee.

Custom Products
Modifications to standard products will be considered for large runs. Contact factory for price quotations.

Design Changes
In keeping with modern manufacturing advances, Stylex reserves the right to incorporate minor modifications and design changes in products without notice.

Cancellation Policy
No charge prior to production except for inventory specifically requisitioned to fulfill the particular order. After production has begun, only actual costs incurred, including labor and material, will be billed to the customer.

WARRANTY

Except as provided below, Stylex warrants exclusively to the original Purchaser of our product that all parts, under normal use and service, will be free from defects in workmanship and material for a period of ten (10) years from the date of purchase. "Normal use and service" means that the product will be used in a typical office environment for 40-45 hours per week.

This warranty is subject to the following limitations, exclusions and provisions:

Limitations involving materials and components:

Wood components of plywood stacking chairs
(such as Brooks and Welcome)
5 years

Upholstery
(including mesh used for Click, F4, Insight, and Zephyr Mesh)
3 years

SAVA Mesh
10 years

COM Upholstery
No warranty
Stylex makes every effort to ensure that the COM Upholstery it approves is suitable for the intended use. Nevertheless, we will not warrant, and assume no responsibility for, the durability or tailoring quality of any COM or COL . If you have any concerns about the ultimate appearance of any covering, please order an upholstered sample.

Painted Stack Chair Frames
No Warranty
We will not warrant the finish of painted stack chair frames against damage from stacking. Please order chrome frames for chairs that will be stacked.

Felt Glides
No warranty
Due to the different surfaces on which felt glides may be used, we cannot warrant their durability over time.

If this product fails during normal use and service within the applicable warranty period (other than through normal wear and tear), please send a description of the relevant part and the nature of the defect, together with proof of purchase of the product, to Stylex at: Customer Service. c/o Stylex, P.O. Box 5038, Delanco, NJ 08075. PLEASE DO NOT RETURN PARTS OR THE PRODUCT TO STYLEX UNLESS INSTRUCTED TO DO SO BY STYLEX. Stylex will, at its option, either repair or replace the product or the part found defective by Stylex completely without charge for materials or labor. Purchaser may be required (at the option of Stylex) to return to Stylex at Purchaser's expense any defective part with all freight or shipping charges prepaid. The foregoing warranty shall be void if the product has been altered or repaired (other than by Stylex). The warranty does not cover damage to the product caused by accident, neglect, misuse, abuse, modification to the product by anyone other than Stylex or damage caused by use of the product for a purpose other than that for which it was designed. This warranty extends only to the original Purchaser of the product.

No Other Warranties
This warranty is in lieu of all other warranties, expressed or implied, including, but not limited to, implied warranties of merchantability and fitness for a particular purpose. The rights and remedies provided herein are the exclusive rights and remedies of the original purchaser of the product.

No Liability For Damages
In no event shall Stylex or its suppliers be responsible or liable for any special, indirect, consequential, or incidental damages. In no event shall the liability of Stylex exceed the actual purchase price paid to Stylex for the product.

Out of Warranty Products
For all products no longer covered by our warranty, please refer to our Design for Durability and Upgradability Policy. Contact Customer Service if you would like to purchase any replaceable components to further extend the life of any Stylex seating product. This warranty applies to all Stylex products purchased on April 13, 2018, and thereafter.

PRODUCT TAKE BACK PROGRAM

In order to be good stewards of our products, Stylex offers a pathway towards a Product Take Back Program as a more viable solution to the end of our products' originally intended life.

Stylex supports the sustainable programs of ANEW and offers their added value to our clients through a comprehensive take-back solution for surplus office furniture and materials of any kind, in any condition. ANEW is a 501(c)(3) non-profit organization that exists to provide companies with smart, cost effective alternatives for their surplus furniture and other items with the priority of matching it to non- profits, public agencies and the underserved, within the local community of the project site. Corporate Social Responsibility is raised while the impact on the environment is lowered by diverting products and materials otherwise destined for landfill.

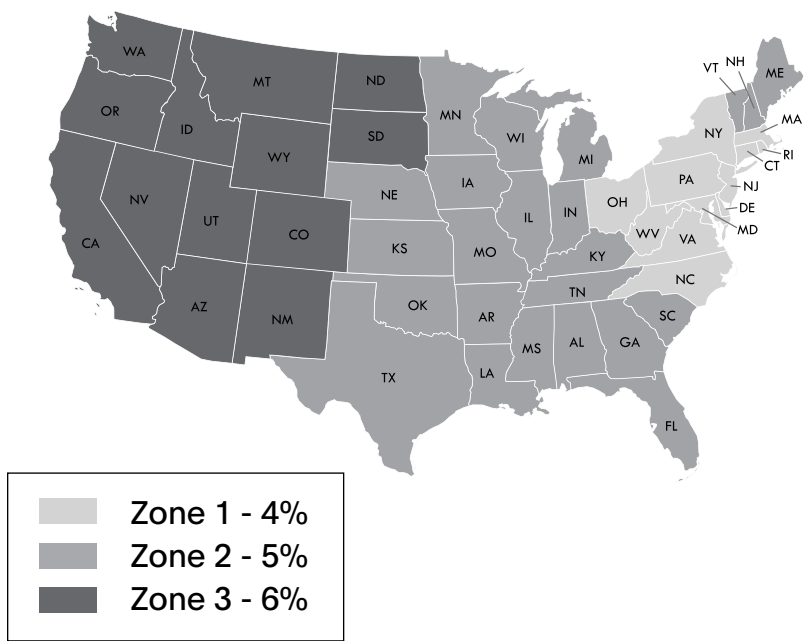
Stylex is proud to offer ANEW to customers dedicated to strengthening their community network by repurposing their furniture, fixtures and architectural materials to those in need. In 2014, Stylex committed to making this relationship a part of our strategic sales strategy. Visit www.anewfound.org to find out more.

To initiate a Product Take Back strategy through ANEW, contact Stylex Customer Service at 800-257-5742.

For other end of life recovery options, please see our Product Disassembly Instructions and End of Life Recovery Options documents available on our website in the resources section of each product in our line.

FREIGHT PROGRAM

	ZONE 1 - 4%	ZONE 2 - 5%	ZONE 3 - 6%
Stylex offers a Guaranteed Freight Program, which provides the purchaser the ability to determine shipping and handling charges at the time of order. Freight charges will be calculated as a percentage of the net product price and added to the invoice at the time of shipment. The continental United States has been divided into three zones. Please use the map below to determine the freight charges for the product's destination. There is a minimum freight charge of \$150.	Connecticut Delaware New York New Jersey Maryland Massachusetts North Carolina Ohio Pennsylvania Rhode Island Virginia Washington D.C. West Virginia	Alabama Arkansas Canada, Ontario Canada, Quebec Florida Georgia Iowa Illinois Indiana Kansas Kentucky Louisiana Nebraska New Hampshire Oklahoma Maine Michigan Minnesota Missouri Mississippi South Carolina Tennessee Texas Vermont Wisconsin	Arizona California Colorado Idaho Montana Nevada New Mexico North Dakota Oregon South Dakota Utah Washington Wyoming Quote Per Project Alaska Hawaii Canada (outside Ontario & Quebec) Mexico



General Information

TEXTILE PARTNERS & APPROVALS

Textile Partners
To customize your furniture performance needs and design vision, Stylex offers a wide selection of in-graded leathers and textiles from Grades A through Y. We’ve partnered with leading manufacturers on the options, focusing on color, price, durability, and construction. To view our partners and explore our digital carded program with broadly approved textiles, visit [this page](#). We stand by these textiles: They’re tried and tested, and will effortlessly fit into any design aesthetic.

Textile Approvals
To view Stylex Approved Textile documents to determine specific product approval status, visit [this page](#).

CAL 117 AND 133 COMPLIANCE

CAL 117-2013
All Stylex seating satisfies the requirements of CAL 117-2013 so long as one of our standard or in-graded fabrics is applied. COM textiles cannot be so guaranteed. Please contact the supplier of COM's directly to determine the fire retardancy of any COM supplied to us.

CAL 133
Most Stylex seating can be ordered to meet the requirements of CAL 133. When ordering, simply specify “CAL 133 compliance required”. The upcharge for this option is \$54 list per yard. Please refer to the COM yardage of each model to determine the number of yards required. We do frequently require full-scale burn tests in order to certify CAL 133 before an order will be accepted. Such burn tests may increase normal lead times and do carry additional charges. Please contact customer service for details.

CUSTOMER’S OWN MATERIAL/LEATHER

Customer’s own material (COM) and customer’s own leather (COL) will generally be upholstered at the price designated in each product’s price list. Please be advised, however, that we specifically reserve the right to charge a higher price when we determine that special circumstances, such as unusual repeats or challenging materials, present themselves. All orders for custom coverings must be approved by Stylex before they will be accepted for production. To submit proposed textile for approval, please use the COM form [here](#).

Special Note:
We assume no responsibility for the durability or tailoring quality of any COM or COL. Directional covers in particular may not meet your satisfaction due to the design of certain products. Please be advised that COM and COL orders are not subject to return. If you have doubts about the ultimate appearance of certain coverings, please order a sample done with that specific COM or COL. In addition, while we inspect fabrics for mill imperfections, some are difficult to recognize. We cannot be responsible for defects, color inaccuracies, dye lot variations, or other flaws.

Under no circumstances will we be responsible for COM shortages, flaws, or other such problems. Finally, it is not our responsibility to police the receipt of COM’s in order to meet delivery deadlines, and we assume our customers are aware of any undue delay in the shipment of their COM fabrics.

COM fabric and COL leather should be sent prepaid to: Stylex
Attn: COM/COL - [Your PO #]
740 Coopertown Road
Delanco, NJ 08075

Clearly mark fabric or leather with the dealers name, purchase order number, and furniture model number of the item to be covered. Actual furniture orders should include the same information, as well as a description of the fabric or leather, including pattern and color number, in order to provide a cross reference.

Yardage requirements shown in the price list are based on non-directional goods of 54” width. Fabrics less than 54" wide or those requiring matching (stripes, prints, or large patterned designs) call for additional yardage. We will be happy to supply yardage requirements for large quantities where economies may be realized.

Add the following yardage for stripes, plaids, or patterns with repeats:

Fabric Width	Plain Fabric	2-14" Repeat	15-24" Repeat	25-27" Repeat	28-36" Repeat
54"	0%	10%	15%	20%	25%
50"	10%	20%	25%	30%	35%
48"	15%	25%	30%	35%	40%
45"	40%	50%	55%	60%	65%
36"	50%	60%	65%	70%	75%

COM/COL FORM

To avoid delay in processing COM orders we request that you submit a sample of your COM fabric stapled to this form which can be downloaded [here](#). If a fabric has a stripe or design, the size of the repeat should be indicated. Please indicate the fabric supplier’s name, fabric number, and color. Also indicate the Stylex product on which the fabric will be used.

The fabric supplier must indicate on his shipping labels the dealer name and purchase order number as well as the Stylex model number.

Please Note:
No order may be entered into production or have a shipping date assigned until all related COM is received at the factory.



CENTER OF STRIPE OR DESIGN

TOP OF CHAIR	TOP OF CHAIR
--------------	--------------

1. Size of Repeat
2. Fabric Supplier
3. Fabric Number
4. Color
5. Stylex Product

Contents


COLORS, MATERIALS, AND FINISHES	5	NON-STACKING CHAIR	12
STATEMENT OF LINE	6	STACKING CHAIR	22
DIMENSIONS	8	STOOL	25
HOW TO ORDER	11		

CLICK THE TITLES ABOVE TO NAVIGATE THROUGH THE DOCUMENT
PRODUCT HEADERS ON SUBSEQUENT PAGES LINK BACK TO THIS PAGE


Verve

COLORS, MATERIALS, AND FINISHES


POWDER COAT & METAL FINISH




MILK
(MK)




SAND
(SD)




PALE YELLOW
(PY)




YELLOW
(YL)




ORANGE
(OR)




TERRACOTTA
(TC)




RED
(RD)




RED ORANGE
(RO)




RUSTY RED
(RR)




DUSTY PINK
(DP)




MEADOW GREEN
(MG)




FOREST GREEN
(FG)




SOFT BLUE
(SB)




BLUE
(BL)




NAVY
(NV)




LIGHT GRAY
(LG)




CHAMPAGNE
(CP)




METALLIC SILVER
(MS)




NICKEL
(NK)




BRASS
(BR)




TAUPE
(TP)




DARK BRONZE
(DB)




DARK GRAY
(DG)




TEXTURED SLATE
(TS)




BLACK TWILIGHT
(BT)



BLACK MATTE
(BM)



POLISHED ALUMINUM
(AL)



CHROME
(CH)

PLASTIC SHELL

WOOD LEG



NATURAL MAPLE
(83)



WHITE OAK
(81)



WALNUT
(85)



OPAQUE BLACK
(87)

WOOD SHELL



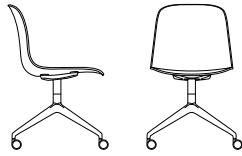

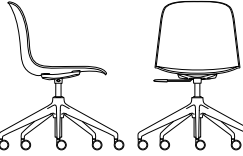







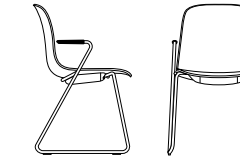


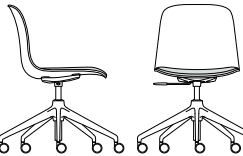








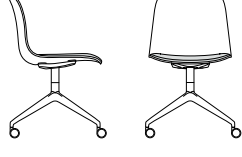

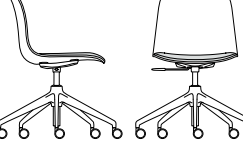

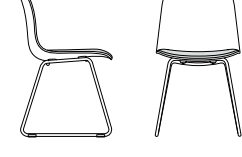






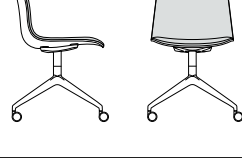

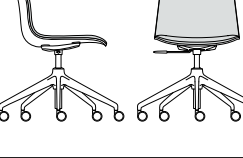


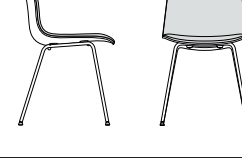



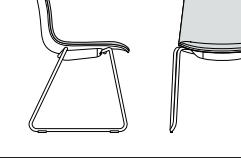

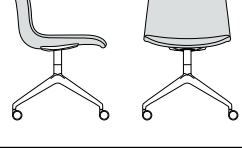

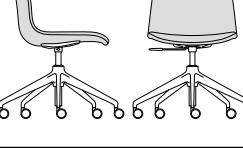

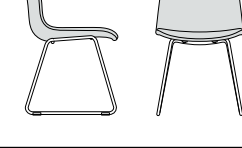
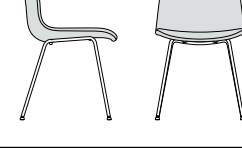

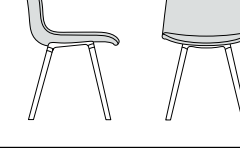
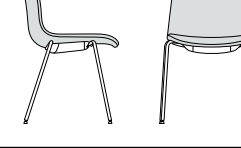
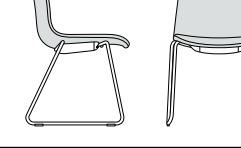

RIFT CUT OAK
(DZ02)



FLAT CUT WALNUT
(DZ01)

Verve

SPECIFICATION GUIDE: STATEMENT OF LINE, CHAIRS

OVERVIEW	NON-STACKING								STACKING		
	FOUR BLADE	FOUR BLADE, ARM	FIVE BLADE	FIVE BLADE, ARM	SLED	FOUR LEG STEEL	FOUR LEG ALUMINUM	FOUR LEG WOOD	FOUR LEG STEEL	SLED	SLED, ARM
Plastic/Wood Shell											
Plastic/Wood Shell Seat Pad											
Plastic/Wood Shell Loose Seat Pad											
Plastic Shell Upholstered Liner											
Fully Upholstered											

PRODUCT INFORMATION

Design

Mark Alan Kapka

Finishes

Plywood is a robust material which will continue to function for the life of the product despite scratches, dings, dents, etc. Stylex has made an effort to ensure a durable surface finish but does not warrant damage due to rough handling.

Most metal components are available in either powder coat or chrome. Tubular frames are powder coat or chrome. Wood legs are available in white oak, natural maple, walnut, or opaque black.

Casters

Casters are available in black, gray, and white. For 5-blade chairs, cylinders and lever handles are color matched to the caster color selected. When Polished Aluminum is the frame choice, the chair is shipped with a chrome cylinder regardless of caster color chosen.

Glides

Glides are either plastic or plastic with felt pads. Please note that felt pad glides are not available on models with aluminum legs.

Ganging

Available on armless, sled base stacking models.

Use




















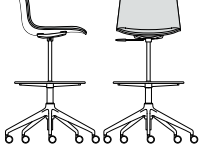










Designed for indoor use only.


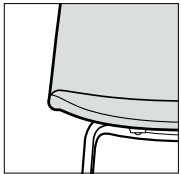
Performance Standards

Manufactured to comply with:
ANSI/BIFMA X5.1 General-Purpose Office Chairs - Tests

Certifications

GREENGUARD Gold (does not apply to Verve Wood)
LEVEL® 1, BIFMA's sustainability certification program for furniture

OVERVIEW	BAR			COUNTER		
	FOUR LEG STEEL	FIVE BLADE	FIVE BLADE, ARM	FOUR LEG STEEL	FIVE BLADE	FIVE BLADE, ARM
Plastic/Wood Shell						
Plastic/Wood Shell Seat Pad						
Plastic/Wood Shell Loose Seat Pad						
Plastic Shell Upholstered Liner						
Fully Upholstered						

OPTIONS	STACKING ON FLOOR	STACKING ON DOLLY
Accessories	Verve Wood w/ Uph: 5 high Verve Wood: 5 high Verve Plastic: 8 high	Verve Wood w/ Uph: 10 high Verve Wood: 14 high Verve Plastic: 14 high
		
Upholstery	Contrasting Thread	
		

PRODUCT INFORMATION

Design

Mark Alan Kapka

Finishes

Plywood is a robust material which will continue to function for the life of the product despite scratches, dings, dents, etc. Stylex has made an effort to ensure a durable surface finish but does not warrant damage due to rough handling.

Most metal components are available in either powder coat or chrome. Tubular frames are powder coat or chrome. Wood legs are available in white oak, natural maple, walnut, or opaque black.

Casters

Casters are available in black, gray, and white. For 5-blade chairs, cylinders and lever handles are color matched to the caster color selected. When Polished Aluminum is the frame choice, the chair is shipped with a chrome cylinder regardless of caster color chosen.

Glides

Glides are either plastic or plastic with felt pads. Please note that felt pad glides are not available on models with aluminum legs.

Ganging

Available on armless, sled base stacking models.

Use

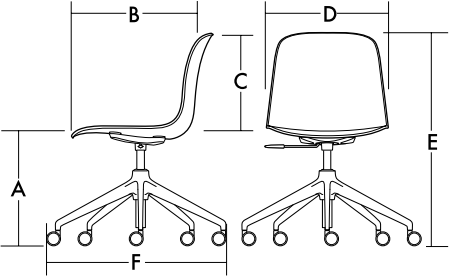
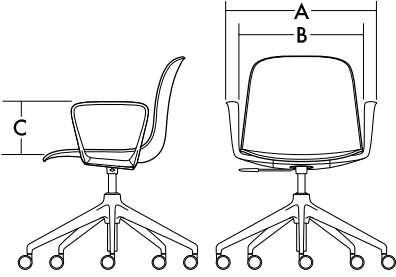
Designed for indoor use only.

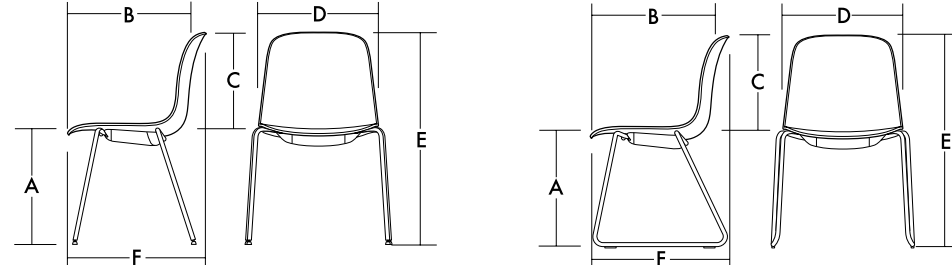
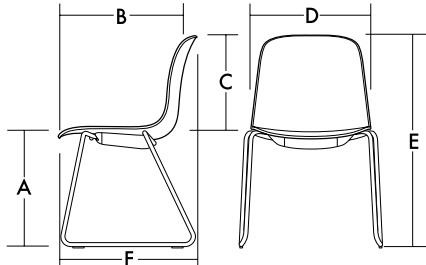
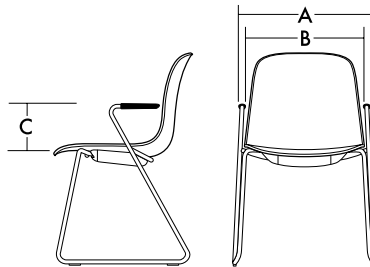
Performance Standards

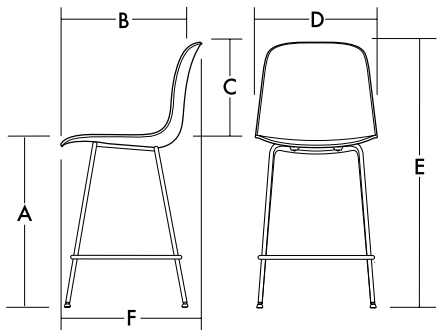
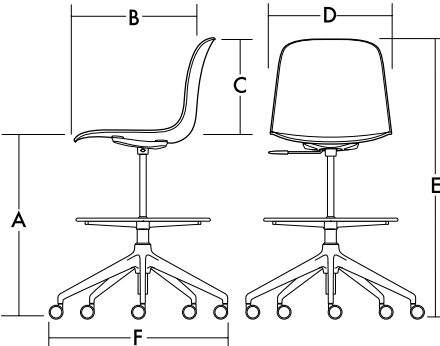
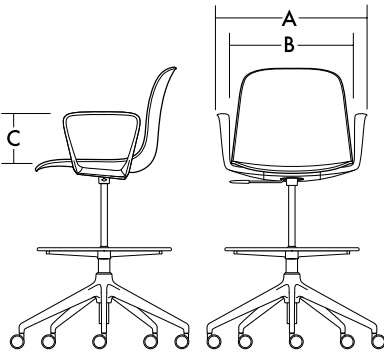
Manufactured to comply with:
ANSI/BIFMA X5.1 General-Purpose Office Chairs - Tests

Certifications

GREENGUARD Gold (does not apply to Verve Wood)
LEVEL® 1, BIFMA's sustainability certification program for furniture

OVERVIEW		PLASTIC/WOOD SHELL						UPHOLSTERED					
<div>Dimensions</div> <div>A. Seat Height</div> <div>B. Seat Depth</div> <div>C. Back Height</div> <div>D. Seat Width & Overall Width</div> <div>E. Maximum Overall Height</div> <div>F. Maximum Overall Depth</div>		Four Blade	Five Blade	Sled	Four Leg Steel	Four Leg Alum.	Four Leg Wood	Four Blade	Five Blade	Sled	Four Leg Steel	Four Leg Alum.	Four Leg Wood
		A. 18	A. 15.6 - 20.9	A. 18.1	A. 18.1	A. 18.1	A. 17.8	A. 18.7	A. 16.3 - 21.5	A. 18.9	A. 18.8	A. 18.8	A. 18.5
		B. 18.7	B. 18.7	B. 18.7	B. 18.7	B. 18.7	B. 18.7	B. 19.2	B. 19.2	B. 19.2	B. 19.2	B. 19.2	B. 19.2
		C. 15	C. 15	C. 15	C. 15	C. 15	C. 15	C. 15	C. 15	C. 15	C. 15	C. 15	C. 15
		D. 18.7	D. 29	D. 18.7	D. 18.7	D. 18.7	D. 18.7	D. 19.6	D. 29	D. 19.6	D. 19.6	D. 19.6	D. 19.6
		E. 33	E. 30.6 - 35.9	E. 33.1	E. 33.3	E. 33.1	E. 32.8	E. 31.1 - 36.4	E. 31.1 - 36.4	E. 33.8	E. 33.6	E. 33.6	E. 33.3
		F. 29	F. 29	F. 21.8	F. 21.8	F. 21.8	F. 21.8	F. 29	F. 29	F. 22.7	F. 22.7	F. 22.7	F. 22.7
<div>Arm Choice</div> <div>A. Max Width</div> <div>B. Arm Distance</div> <div>C. Arm Height</div>		Four Blade, Arm	Five Blade, Arm					Four Blade, Arm	Five Blade, Arm				
		A. 23.2	A. 23.2					A. 23.2	A. 23.2				
		B. 19	B. 19					B. 19	B. 19				
		C. 7.3	C. 7.3					C. 7.3	C. 7.3				

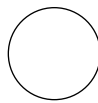
OVERVIEW		PLASTIC/WOOD SHELL		UPHOLSTERED	
<div>Dimensions</div> <div>A. Seat Height</div> <div>B. Seat Depth</div> <div>C. Back Height</div> <div>D. Seat Width & Overall Width</div> <div>E. Maximum Overall Height</div> <div>F. Maximum Overall Depth</div>		<div>Four Leg Steel</div> <div>A. 18</div> <div>B. 18.7</div> <div>C. 15</div> <div>D. 18.7</div> <div>E. 33.1</div> <div>F. 21.8</div>	<div>Sled</div> <div>A. 18</div> <div>B. 18.7</div> <div>C. 15</div> <div>D. 18.7</div> <div>E. 31.1</div> <div>F. 21.8</div>	<div>Four Leg Steel</div> <div>A. 18.7</div> <div>B. 19.2</div> <div>C. 15</div> <div>D. 19.6</div> <div>E. 33.6</div> <div>F. 22.7</div>	<div>Sled</div> <div>A. 18.7</div> <div>B. 19.2</div> <div>C. 15</div> <div>D. 19.6</div> <div>E. 33.6</div> <div>F. 22.7</div>
<div>Arm Choice</div> <div>A. Max Width</div> <div>B. Arm Distance</div> <div>C. Arm Height</div>			<div>Sled</div> <div>A. 20.2</div> <div>B. 18.2</div> <div>C. 7.2</div>		<div>Sled</div> <div>A. 20.2</div> <div>B. 18.2</div> <div>C. 7.2</div>
OVERVIEW		PLASTIC / UPHOLSTERED SHELL		WOOD SHELL	
<div>Fully Stacked Dolly</div> <div>A. Width</div> <div>B. Depth</div> <div>C. Height</div>		<div>14 Chair Maximum</div> <div>A. 24.5</div> <div>B. 44</div> <div>C. 63</div>		<div>10 Chair Maximum</div> <div>A. 24.5</div> <div>B. 44</div> <div>C. 51</div>	
<div>Stacked on Floor</div> <div>A. Width</div> <div>B. Depth</div> <div>C. Height</div>		<div>8 Chair Maximum</div> <div>A. 23.5</div> <div>B. 33</div> <div>C. 42</div>		<div>5 Chair Maximum</div> <div>A. 23.5</div> <div>B. 33</div> <div>C. 39</div>	

OVERVIEW		PLASTIC/WOOD SHELL		UPHOLSTERED	
<div>Dimensions<ul style="list-style-type: none">A. Seat HeightB. Seat DepthC. Back HeightD. Seat Width & Overall WidthE. Maximum Overall HeightF. Maximum Overall Depth</div>		Four Leg Counter <ul style="list-style-type: none">A. 25.7B. 18.7C. 15D. 18.7E. 40.8F. 21.8	Four Leg Bar <ul style="list-style-type: none">A. 30.6B. 18.7C. 15D. 18.7E. 45.7F. 21.9	Four Leg Counter <ul style="list-style-type: none">A. 26.4B. 19.2C. 15D. 19.6E. 41.3F. 22.7	Four Leg Bar <ul style="list-style-type: none">A. 31.3B. 19.2C. 15D. 19.6E. 46.2F. 22.8
<div>Dimensions<ul style="list-style-type: none">A. Seat HeightB. Seat DepthC. Back HeightD. Seat Width & Overall WidthE. Maximum Overall HeightF. Maximum Overall Depth</div>		Five Blade Counter <ul style="list-style-type: none">A. 21 - 28.7B. 18.7C. 15D. 18.7E. 36 - 43.7F. 29	Five Blade Bar <ul style="list-style-type: none">A. 23.5 -33.5B. 18.7C. 15D. 29E. 38.5 - 48.5F. 21.8	Five Blade Counter <ul style="list-style-type: none">A. 21.7 - 29.4B. 19.2C. 15D. 29E. 36.5 - 44.2F. 29	Five Blade Bar <ul style="list-style-type: none">A. 22.8 - 32.8B. 19.2C. 15D. 29E. 39.5 - 49F. 29
<div>Arm Choice<ul style="list-style-type: none">A. Max WidthB. Arm DistanceC. Arm Height</div>		Five Blade Counter <ul style="list-style-type: none">A. 23.2B. 19C. 7.3	Five Blade Bar <ul style="list-style-type: none">A. 23.2B. 19C. 7.3	Five Blade Counter <ul style="list-style-type: none">A. 23.2B. 19C. 7.3	Five Blade Bar <ul style="list-style-type: none">A. 23.2B. 19C. 7.3

MODEL CODE BREAKDOWN

Sample Model Code: VR13120PG01BM81COM

1. Series

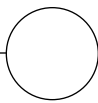


VR

Series

VR - VERVE

2. Style

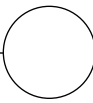


13

Style

10 - STACKING CHAIR, FOUR LEG STEEL
11 - NON-STACKING CHAIR, FOUR LEG STEEL
12 - NON-STACKING CHAIR, 4 LEG ALUMINUM
13 - NON-STACKING CHAIR, FOUR LEG WOOD
30 - NON-STACKING CHAIR, FOUR BLADE SWIVEL
31 - NON-STACKING CHAIR, FOUR BLADE FIXED
35 - NON-STACKING CHAIR, FIVE BLADE
50 - STACKING CHAIR, SLED
51 - NON-STACKING CHAIR, SLED
70 - STOOL, FOUR LEG COUNTER
90 - STOOL, FOUR LEG COUNTER

3. Arm Option

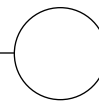


1

Arm Option

1 – ARMLESS
2 – ARMS

4. Upholstery Style

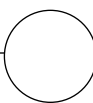


20

Upholstery Style

10 - PLASTIC SHELL
20 - PLASTIC SHELL, SEAT PAD
25 - PLASTIC SHELL, LOOSE SEAT PAD
30 - PLASTIC SHELL, UPHOLSTERED LINER
40 - FULLY UPHOLSTERED
50 - WOOD SHELL
60 - WOOD SHELL, SEAT PAD
65 - WOOD SHELL, LOOSE SEAT PAD

5. Casters/Glides



PG

Casters with Hard Wheels

C1 – HARD, BLACK
C2 - HARD, MILK WITH LIGHT GRAY TIRE
C3 - HARD, LIGHT GRAY

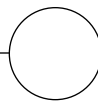
Casters with Soft Wheels

CS1 - SOFT, BLACK
CS2 - SOFT, MILK WITH LIGHT GRAY TIRE
CS3 - SOFT, LIGHT GRAY

Glides

PG - PLASTIC GLIDES
FG - PLASTIC GLIDES WITH FELT PADS

6. Shell Finish



01

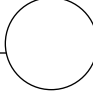
Plastic Finish

01 – BLACK MATTE
02 – MILK
03 – LIGHT GRAY
06 – RED
10 – NAVY
12 – DARK GRAY
15 – PALE YELLOW
16 – DUSTY PINK
17 – MEADOW GREEN
18 – SOFT BLUE
19 – SAND

Wood Finish

DZ01 – FLAT CUT WALNUT
DZ02 – RIFT CUT OAK

7. Frame Finish



BM81

Frame Color

Standard Powder Coat

BL – BLUE
BM – BLACK MATTE
BR – BRASS
BT – BLACK TWILIGHT
CP – CHAMPAGNE
DB – DARK BRONZE
DG – DARK GRAY
DP – DUSTY PINK
FG – FOREST GREEN
LG – LIGHT GRAY
MG – MEADOW GREEN
MK – MILK
MS – METALLIC SILVER
NK – NICKEL
NV – NAVY
OR – ORANGE
PY – PALE YELLOW
RD – RED
RO – RED ORANGE
RR – RUSTY RED
SB – SOFT BLUE
SD – SAND
TC – TERRACOTTA
TP – TAUPE
TS – TEXTURED SLATE
YL – YELLOW

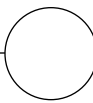
Other

AL - POLISHED ALUMINUM
CH - CHROME

Wood Leg Finish

81 - WHITE OAK
83 - NATURAL MAPLE
85 - WALNUT
87 - OPAQUE BLACK

8. Textile



COM


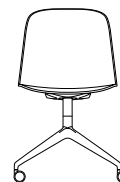



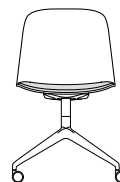

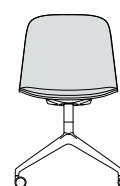

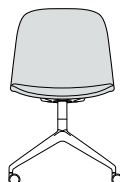
Textile

Textile Grades

COM – CUSTOMER'S OWN MATERIAL
A – GRADE A
B – GRADE B
C – GRADE C
D – GRADE D
E – GRADE E
F – GRADE F
G – GRADE G
H – GRADE H
I – GRADE I
J – GRADE J
K – GRADE K
L – GRADE L
M – GRADE M

Leather Grades

COL – CUSTOMER'S OWN LEATHER
W – GRADE W
X – GRADE X
Y – GRADE Y
E1 – GRADE E1
E2 – GRADE E2

									Textile Upholstery Grades														Leather Upholstery Grades						
									COM	COL																			
TITLE			SHELL/UPHOLSTERY	SERIES	FRAME	ARM	UPH	DIMENSIONS	YDG	SQFT	COM	A	B	C	D	E	F	G	H	I	J	K	L	M	W	X	Y	E1	E2
Non-Stacking Chair, Four Blade Swivel			Plastic Shell	VR	30	1	10	18.7W x 29D x 33H	-	-	629	-	-	-	-	-	-	-	-	-	-	-	-	-	-	-	-	-	-
			Wood Shell	VR	30	1	50	18.7W x 29D x 33H	-	-	1,394	-	-	-	-	-	-	-	-	-	-	-	-	-	-	-	-	-	-
Non-Stacking Chair, Four Blade Swivel			Plastic Shell, Seat Pad	VR	30	1	20	18.7W x 29D x 33H	0.4	7	802	832	848	865	881	898	918	933	955	983	1,016	1,050	1,082	1,114	969	999	1,157	1,192	1,322
			Wood Shell, Seat Pad	VR	30	1	60	18.7W x 29D x 33H	0.4	7	1,568	1,598	1,614	1,631	1,647	1,664	1,684	1,699	1,721	1,749	1,782	1,816	1,848	1,880	1,735	1,765	1,923	1,958	2,088
Non-Stacking Chair, Four Blade Swivel			Plastic Shell, Loose Seat Pad	VR	30	1	25	18.7W x 29D x 33H	0.4	7	842	872	889	904	922	937	956	973	995	1,023	1,056	1,089	1,121	1,154	1,008	1,038	1,196	1,231	1,362
			Wood Shell, Loose Seat Pad	VR	30	1	65	18.7W x 29D x 33H	0.4	7	1,608	1,638	1,655	1,670	1,688	1,703	1,722	1,739	1,761	1,789	1,822	1,855	1,887	1,920	1,774	1,804	1,962	1,997	2,128
Non-Stacking Chair, Four Blade Swivel			Plastic Shell, Upholstered Liner	VR	30	1	30	19.6W x 29D x 33.5H	0.8	11	936	997	1,028	1,060	1,095	1,127	1,162	1,199	1,241	1,296	1,362	1,427	1,493	1,559	1,209	1,264	1,523	1,581	1,796
Non-Stacking Chair, Four Blade Swivel			Fully Upholstered	VR	30	1	40	19.6W x 29D x 33.5H	1.4	16	1,028	1,134	1,191	1,247	1,306	1,362	1,427	1,489	1,562	1,659	1,775	1,890	2,003	2,118	-	-	-	-	-

To Order Select Below

1. Series/Style/Arm



VR301

Verve Non-Stacking Chair, Four Blade Swivel

2. Upholstery



10 PLASTIC SHELL

20 PLASTIC SHELL, SEAT PAD

25 PLASTIC SHELL, LOOSE SEAT PAD

30 PLASTIC SHELL, UPHOLSTERED LINER

40 FULLY UPHOLSTERED

50 WOOD SHELL

60 WOOD SHELL, SEAT PAD

65 WOOD SHELL, LOOSE SEAT PAD

3. Caster or Glide



Caster +42

C1 HARD, BLACK

C2 HARD, MILK WITH LIGHT GRAY TIRE

C3 HARD, LIGHT GRAY

CS1 SOFT, BLACK

CS2 SOFT, MILK WITH LIGHT GRAY TIRE

CS3 SOFT, LIGHT GRAY



Glide +42

PG PLASTIC GLIDES

FG PLASTIC GLIDES WITH FELT PADS

4. Shell Finish



Plastic

01 BLACK MATTE

02 MILK

03 LIGHT GRAY

06 RED

10 NAVY

12 DARK GRAY

15 PALE YELLOW

16 DUSTY PINK

17 MEADOW GREEN

18 SOFT BLUE

19 SAND



Wood

DZ01 FLAT CUT WALNUT

DZ02 RIFT CUT OAK

5. Frame Finish



Powder Coat +53

BL BLUE

BM BLACK MATTE

BR BRASS

BT BLACK TWILIGHT

CP CHAMPAGNE

DB DARK BRONZE

DG DARK GRAY

DP DUSTY PINK

FG FOREST GREEN



Other

AL POLISHED ALUMINUM

LG LIGHT GRAY

MG MEADOW GREEN

MK MILK

MS METALLIC SILVER

NK NICKEL

NV NAVY

OR ORANGE

PY PALE YELLOW

RD RED

RO RED ORANGE

RR RUSTY RED

SB SOFT BLUE

SD SAND

TC TERRACOTTA

TP TAUPE

TS TEXTURED SLATE

YL YELLOW

6. Options










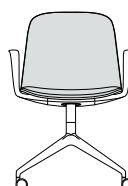


CONTRASTING THREAD

CT

7. Upholstery



See general information section for details on textile program and COM/COL information.

								Textile Upholstery Grades														Leather Upholstery Grades							
								COM	COL																				
TITLE		SHELL/UPHOLSTERY	SERIES	FRAME	ARM	UPH	DIMENSIONS	YDG	SQFT	COM	A	B	C	D	E	F	G	H	I	J	K	L	M	W	X	Y	E1	E2	
Non-Stacking Chair, Four Blade Swivel, Arm			Plastic Shell	VR	30	2	10	23.2W x 29D x 33H	-	-	795	-	-	-	-	-	-	-	-	-	-	-	-	-	-	-	-	-	
			Wood Shell	VR	30	2	50	23.2W x 29D x 33H	-	-	1,560	-	-	-	-	-	-	-	-	-	-	-	-	-	-	-	-	-	
Non-Stacking Chair, Four Blade Swivel, Arm			Plastic Shell, Seat Pad	VR	30	2	20	23.2W x 29D x 33H	0.4	7	968	998	1,014	1,031	1,047	1,064	1,084	1,099	1,121	1,149	1,182	1,216	1,248	1,280	1,135	1,165	1,323	1,358	1,488
			Wood Shell, Seat Pad	VR	30	2	60	23.2W x 29D x 33H	0.4	7	1,734	1,764	1,780	1,797	1,813	1,830	1,850	1,865	1,887	1,915	1,948	1,982	2,014	2,046	1,901	1,931	2,089	2,124	2,254
Non-Stacking Chair, Four Blade Swivel, Arm			Plastic Shell, Loose Seat Pad	VR	30	2	25	23.2W x 29D x 33H	0.4	7	1,008	1,038	1,055	1,070	1,088	1,103	1,122	1,139	1,161	1,189	1,222	1,255	1,287	1,320	1,174	1,204	1,362	1,397	1,528
			Wood Shell, Loose Seat Pad	VR	30	2	65	23.2W x 29D x 33H	0.4	7	1,774	1,804	1,821	1,836	1,854	1,869	1,888	1,905	1,927	1,955	1,988	2,021	2,053	2,086	1,940	1,970	2,128	2,163	2,294
Non-Stacking Chair, Four Blade Swivel, Arm			Plastic Shell, Upholstered Liner	VR	30	2	30	23.2W x 29D x 33.5H	0.8	11	1,102	1,163	1,194	1,226	1,261	1,293	1,328	1,365	1,407	1,462	1,528	1,593	1,659	1,725	1,375	1,430	1,689	1,747	1,962
Non-Stacking Chair, Four Blade Swivel, Arm			Fully Upholstered	VR	30	2	40	23.2W x 29D x 33.5H	1.4	16	1,194	1,300	1,357	1,413	1,472	1,528	1,593	1,655	1,728	1,825	1,941	2,056	2,169	2,284	-	-	-	-	-

To Order Select Below

1. Series/Style/Arm



VR302

**Verve
Non-Stacking Chair,
Four Blade Swivel,
Arm**

2. Upholstery



10

PLASTIC SHELL

20

PLASTIC SHELL, SEAT PAD

25

PLASTIC SHELL, LOOSE SEAT PAD

30

PLASTIC SHELL, UPHOLSTERED LINER

40

FULLY UPHOLSTERED

50

WOOD SHELL

60

WOOD SHELL, SEAT PAD

65

WOOD SHELL, LOOSE SEAT PAD

3. Caster or Glide



Caster +42

C1

HARD, BLACK

C2

HARD, MILK WITH LIGHT GRAY TIRE

C3

HARD, LIGHT GRAY

CS1

SOFT, BLACK

CS2

SOFT, MILK WITH LIGHT GRAY TIRE

CS3

SOFT, LIGHT GRAY



Glide +42

PG

PLASTIC GLIDES

FG

PLASTIC GLIDES WITH FELT PADS

4. Shell Finish



Plastic

01

BLACK MATTE

02

MILK

03

LIGHT GRAY

06

RED

10

NAVY

12

DARK GRAY

15

PALE YELLOW

16

DUSTY PINK

17

MEADOW GREEN

18

SOFT BLUE

19

SAND



Wood

DZ01

FLAT CUT WALNUT

DZ02

RIFT CUT OAK

5. Frame Finish



Powder Coat +65

BL

BLUE

BM

BLACK MATTE

BR

BRASS

BT

BLACK TWILIGHT

CP

CHAMPAGNE

DB

DARK BRONZE

DG

DARK GRAY

DP

DUSTY PINK

FG

FOREST GREEN

LG

LIGHT GRAY

MG

MEADOW GREEN

MK

MILK

MS

METALLIC SILVER

NK

NICKEL

NV

NAVY

OR

ORANGE

PY

PALE YELLOW

RD

RED

RO

RED ORANGE

RR

RUSTY RED

SB

SOFT BLUE

SD

SAND

TC

TERRACOTTA

TP

TAUPE

TS

TEXTURED SLATE

YL

YELLOW



Other

AL

POLISHED ALUMINUM

6. Options


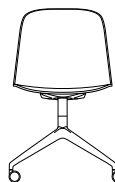





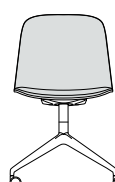

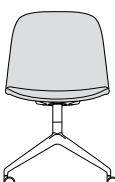


CONTRASTING
CT THREAD

7. Upholstery



**See general
information
section for
details on
textile program
and COM/COL
information.**

								COM		COL	Textile Upholstery Grades													Leather Upholstery Grades				
TITLE		SHELL/UPHOLSTERY	SERIES	FRAME	ARM	UPH	DIMENSIONS	YDG	SQFT	COM	A	B	C	D	E	F	G	H	I	J	K	L	M	W	X	Y	E1	E2
Non-Stacking Chair, Four Blade Fixed	 	Plastic Shell	VR	31	1	10	18.7W x 29D x 33H	-	-	564	-	-	-	-	-	-	-	-	-	-	-	-	-	-	-	-	-	-
		Wood Shell	VR	31	1	50	18.7W x 29D x 33H	-	-	1,329	-	-	-	-	-	-	-	-	-	-	-	-	-	-	-	-	-	-
Non-Stacking Chair, Four Blade Fixed	 	Plastic Shell, Seat Pad	VR	31	1	20	18.7W x 29D x 33H	0.4	7	737	767	783	800	816	833	853	868	890	918	951	985	1,017	1,049	904	934	1,092	1,127	1,257
		Wood Shell, Seat Pad	VR	31	1	60	18.7W x 29D x 33H	0.4	7	1,503	1,533	1,549	1,566	1,582	1,599	1,619	1,634	1,656	1,684	1,717	1,751	1,783	1,815	1,670	1,700	1,858	1,893	2,023
Non-Stacking Chair, Four Blade Fixed	 	Plastic Shell, Loose Seat Pad	VR	31	1	25	18.7W x 29D x 33H	0.4	7	777	807	824	839	857	872	891	908	930	958	991	1,024	1,056	1,089	943	973	1,131	1,166	1,297
		Wood Shell, Loose Seat Pad	VR	31	1	65	18.7W x 29D x 33H	0.4	7	1,543	1,573	1,590	1,605	1,623	1,638	1,657	1,674	1,696	1,724	1,757	1,790	1,822	1,855	1,709	1,739	1,897	1,932	2,063
Non-Stacking Chair, Four Blade Fixed	 	Plastic Shell, Upholstered Liner	VR	31	1	30	19.6W x 29D x 33.5H	0.8	11	871	932	963	995	1,030	1,062	1,097	1,134	1,176	1,231	1,297	1,362	1,428	1,494	1,144	1,199	1,458	1,516	1,731
Non-Stacking Chair, Four Blade Fixed	 	Fully Upholstered	VR	31	1	40	19.6W x 29D x 33.5H	1.4	16	963	1,069	1,126	1,182	1,241	1,297	1,362	1,424	1,497	1,594	1,710	1,825	1,938	2,053	-	-	-	-	-

To Order Select Below

1. Series/Style/Arm

VR311

Verve
Non-Stacking Chair,
Four Blade Fixed

2. Upholstery

10 PLASTIC SHELL

20 PLASTIC SHELL, SEAT PAD

25 PLASTIC SHELL, LOOSE SEAT PAD

30 PLASTIC SHELL, UPHOLSTERED LINER

40 FULLY UPHOLSTERED

50 WOOD SHELL

60 WOOD SHELL, SEAT PAD

65 WOOD SHELL, LOOSE SEAT PAD

3. Caster or Glide

Caster +42

C1 HARD, BLACK

C2 HARD, MILK WITH LIGHT GRAY TIRE

C3 HARD, LIGHT GRAY

CS1 SOFT, BLACK

CS2 SOFT, MILK WITH LIGHT GRAY TIRE

CS3 SOFT, LIGHT GRAY

Glide +42

PG PLASTIC GLIDES

FG PLASTIC GLIDES WITH FELT PADS

4. Shell Finish

Plastic

01 BLACK MATTE

02 MILK

03 LIGHT GRAY

06 RED

10 NAVY

12 DARK GRAY

15 PALE YELLOW

16 DUSTY PINK

17 MEADOW GREEN

18 SOFT BLUE

19 SAND

Wood

DZ01 FLAT CUT WALNUT

DZ02 RIFT CUT OAK

5. Frame Finish

Powder Coat +53

BL BLUE

BM BLACK MATTE

BR BRASS

BT BLACK TWILIGHT

CP CHAMPAGNE

DB DARK BRONZE

DG DARK GRAY

DP DUSTY PINK

FG FOREST GREEN

Other

AL POLISHED ALUMINUM

LG LIGHT GRAY

MG MEADOW GREEN

MK MILK

MS METALLIC SILVER

NK NICKEL

NV NAVY

OR ORANGE

PY PALE YELLOW

RD RED

RO RED ORANGE

RR RUSTY RED

SB SOFT BLUE

SD SAND

TC TERRACOTTA

TP TAUPE

TS TEXTURED SLATE

YL YELLOW

6. Options







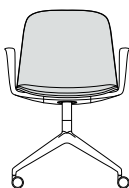



CONTRASTING
CT THREAD

7. Upholstery

See general
information
section for
details on
textile program
and COM/COL
information.



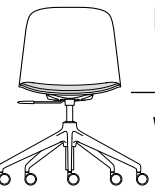

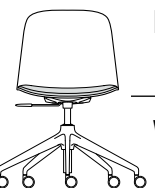

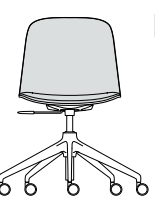



Verve

NON-STACKING CHAIR: FOUR BLADE FIXED, ARM

								COM	COL	Textile Upholstery Grades														Leather Upholstery Grades				
TITLE	SHELL/UPHOLSTERY		SERIES	FRAME	ARM	UPH	DIMENSIONS	YDG	SQFT	COM	A	B	C	D	E	F	G	H	I	J	K	L	M	W	X	Y	E1	E2
Non-Stacking Chair, Four Blade Fixed, Arm <div></div>	Plastic Shell		VR	31	2	10	23.2W x 29D x 33H	-	-	730	-	-	-	-	-	-	-	-	-	-	-	-	-	-	-	-	-	-
	Wood Shell		VR	31	2	50	23.2W x 29D x 33H	-	-	1,495	-	-	-	-	-	-	-	-	-	-	-	-	-	-	-	-	-	-
Non-Stacking Chair, Four Blade Fixed, Arm <div></div>	Plastic Shell, Seat Pad		VR	31	2	20	23.2W x 29D x 33H	0.4	7	903	933	949	966	982	999	1,019	1,034	1,056	1,084	1,117	1,151	1,183	1,215	1,070	1,100	1,258	1,293	1,423
	Wood Shell, Seat Pad		VR	31	2	60	23.2W x 29D x 33H	0.4	7	1,669	1,699	1,715	1,732	1,748	1,765	1,785	1,800	1,822	1,850	1,883	1,917	1,949	1,981	1,836	1,866	2,024	2,059	2,189
Non-Stacking Chair, Four Blade Fixed, Arm <div></div>	Plastic Shell, Loose Seat Pad		VR	31	2	25	23.2W x 29D x 33H	0.4	7	943	973	990	1,005	1,023	1,038	1,057	1,074	1,096	1,124	1,157	1,190	1,222	1,255	1,109	1,139	1,297	1,332	1,463
	Wood Shell, Loose Seat Pad		VR	31	2	65	23.2W x 29D x 33H	0.4	7	1,709	1,739	1,756	1,771	1,789	1,804	1,823	1,840	1,862	1,890	1,923	1,956	1,988	2,021	1,875	1,905	2,063	2,098	2,229
Non-Stacking Chair, Four Blade Fixed, Arm <div></div>	Plastic Shell, Upholstered Liner		VR	31	2	30	23.2W x 29D x 33.5H	0.8	11	1,037	1,098	1,129	1,161	1,196	1,228	1,263	1,300	1,342	1,397	1,463	1,528	1,594	1,660	1,310	1,365	1,624	1,682	1,897
Non-Stacking Chair, Four Blade Fixed, Arm <div></div>	Fully Upholstered		VR	31	2	40	23.2W x 29D x 33.5H	1.4	16	1,129	1,235	1,292	1,348	1,407	1,463	1,528	1,590	1,663	1,760	1,876	1,991	2,104	2,219	-	-	-	-	-

To Order Select Below

1. Series/Style/Arm	2. Upholstery	3. Caster or Glide	4. Shell Finish	5. Frame Finish	6. Options	7. Upholstery
<div></div> <div>VR302</div> <div>Verve Non-Stacking Chair, Four Blade Swivel, Arm</div>	<div></div> <div>10 PLASTIC SHELL 20 PLASTIC SHELL, SEAT PAD 25 PLASTIC SHELL, LOOSE SEAT PAD 30 PLASTIC SHELL, UPHOLSTERED LINER 40 FULLY UPHOLSTERED 50 WOOD SHELL 60 WOOD SHELL, SEAT PAD 65 WOOD SHELL, LOOSE SEAT PAD</div>	<div></div> <div>Caster +42</div> <div>C1 HARD, BLACK C2 HARD, MILK WITH LIGHT GRAY TIRE C3 HARD, LIGHT GRAY CS1 SOFT, BLACK CS2 SOFT, MILK WITH LIGHT GRAY TIRE CS3 SOFT, LIGHT GRAY</div> <div></div> <div>Glide +42</div> <div>PG PLASTIC GLIDES FG PLASTIC GLIDES WITH FELT PADS</div>	<div></div> <div>Plastic</div> <div>01 BLACK MATTE 02 MILK 03 LIGHT GRAY 06 RED 10 NAVY 12 DARK GRAY 15 PALE YELLOW 16 DUSTY PINK 17 MEADOW GREEN 18 SOFT BLUE 19 SAND</div> <div></div> <div>Wood</div> <div>DZ01 FLAT CUT WALNUT DZ02 RIFT CUT OAK</div>	<div></div> <div>Powder Coat +65</div> <div>BL BLUE BM BLACK MATTE BR BRASS BT BLACK TWILIGHT CP CHAMPAGNE DB DARK BRONZE DG DARK GRAY DP DUSTY PINK FG FOREST GREEN</div> <div></div> <div>Other</div> <div>AL POLISHED ALUMINUM</div> <div>LG LIGHT GRAY MG MEADOW GREEN MK MILK MS METALLIC SILVER NK NICKEL NV NAVY OR ORANGE PY PALE YELLOW RD RED</div>	<div></div> <div>CONTRASTING THREAD</div> <div>CT</div>	<div></div> <div>See general information section for details on textile program and COM/COL information.</div>

								COM	COL	Textile Upholstery Grades														Leather Upholstery Grades				
TITLE	SHELL/UPHOLSTERY		SERIES	FRAME	ARM	UPH	DIMENSIONS	YDG	SQFT	COM	A	B	C	D	E	F	G	H	I	J	K	L	M	W	X	Y	E1	E2
Non-Stacking Chair, Five Blade <div></div>	Plastic Shell		VR	35	1	10	29W x 29D x 30.6 - 35.9H	-	-	630	-	-	-	-	-	-	-	-	-	-	-	-	-	-	-	-	-	-
	Wood Shell		VR	35	1	50	29W x 29D x 30.6 - 35.9H	-	-	1,395	-	-	-	-	-	-	-	-	-	-	-	-	-	-	-	-	-	-
Non-Stacking Chair, Five Blade <div></div>	Plastic Shell, Seat Pad		VR	35	1	20	29W x 29D x 30.6 - 35.9H	0.4	7	803	833	849	866	882	899	919	934	956	984	1,017	1,051	1,083	1,115	970	1,000	1,158	1,193	1,323
	Wood Shell, Seat Pad		VR	35	1	60	29W x 29D x 30.6 - 35.9H	0.4	7	1,569	1,599	1,615	1,632	1,648	1,665	1,685	1,700	1,722	1,750	1,783	1,817	1,849	1,881	1,736	1,766	1,924	1,959	2,089
Non-Stacking Chair, Five Blade <div></div>	Plastic Shell, Loose Seat Pad		VR	35	1	25	29W x 29D x 30.6 - 35.9H	0.4	7	843	873	890	905	923	938	957	974	996	1,024	1,057	1,090	1,122	1,155	1,009	1,039	1,197	1,232	1,363
	Wood Shell, Loose Seat Pad		VR	35	1	65	29W x 29D x 30.6 - 35.9H	0.4	7	1,609	1,639	1,656	1,671	1,689	1,704	1,723	1,740	1,762	1,790	1,823	1,856	1,888	1,921	1,775	1,805	1,963	1,998	2,129
Non-Stacking Chair, Five Blade <div></div>	Plastic Shell, Upholstered Liner		VR	35	1	30	29W x 29D x 31.1 - 36.4H	0.8	11	937	998	1,029	1,061	1,096	1,128	1,163	1,200	1,242	1,297	1,363	1,428	1,494	1,560	1,210	1,265	1,524	1,582	1,797
Non-Stacking Chair, Five Blade <div></div>	Fully Upholstered		VR	35	1	40	29W x 29D x 31.1 - 36.4H	1.4	16	1,029	1,135	1,192	1,248	1,307	1,363	1,428	1,490	1,563	1,660	1,776	1,891	2,004	2,119	-	-	-	-	-

To Order Select Below

1. Series/Style/Arm

VR351

Verve Non-Stacking Chair, Five Blade

2. Upholstery

10 PLASTIC SHELL

20 PLASTIC SHELL, SEAT PAD

25 PLASTIC SHELL, LOOSE SEAT PAD

30 PLASTIC SHELL, UPHOLSTERED LINER

40 FULLY UPHOLSTERED

50 WOOD SHELL

60 WOOD SHELL, SEAT PAD

65 WOOD SHELL, LOOSE SEAT PAD

3. Caster or Glide

Caster +42

C1 HARD, BLACK

C2 HARD, MILK WITH LIGHT GRAY TIRE

C3 HARD, LIGHT GRAY

CS1 SOFT, BLACK

CS2 SOFT, MILK WITH LIGHT GRAY TIRE

CS3 SOFT, LIGHT GRAY

Glide +42

PG PLASTIC GLIDES

FG PLASTIC GLIDES WITH FELT PADS

4. Shell Finish

Plastic

01 BLACK MATTE

02 MILK

03 LIGHT GRAY

06 RED

10 NAVY

12 DARK GRAY

15 PALE YELLOW

16 DUSTY PINK

17 MEADOW GREEN

18 SOFT BLUE

19 SAND

Wood

DZ01 FLAT CUT WALNUT

DZ02 RIFT CUT OAK

5. Frame Finish

Powder Coat +53

BL BLUE

BM BLACK MATTE

BR BRASS

BT BLACK TWILIGHT

CP CHAMPAGNE

DB DARK BRONZE

DG DARK GRAY

DP DUSTY PINK

FG FOREST GREEN

Other

AL POLISHED ALUMINUM

LG LIGHT GRAY

MG MEADOW GREEN

MK MILK

MS METALLIC SILVER

NK NICKEL

NV NAVY

OR ORANGE

PY PALE YELLOW

RD RED

RO RED ORANGE

RR RUSTY RED

SB SOFT BLUE

SD SAND

TC TERRACOTTA

TP TAUPE

TS TEXTURED SLATE

YL YELLOW

6. Options

CONTRASTING THREAD

CT

7. Upholstery







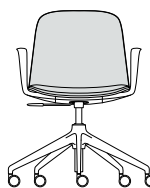
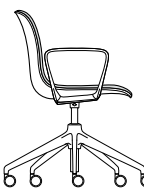


See general information section for details on textile program and COM/COL information.

Cylinder and lever handles match caster color selected. On chairs with glides, cylinders and lever handles are black, unless Milk or Light Gray is the selected frame color. Exception: Polished Aluminum frames will ship with chrome cylinders.

16

Verve

NON-STACKING CHAIR: FIVE BLADE, ARM

								COM	COL	Textile Upholstery Grades														Leather Upholstery Grades				
TITLE	SHELL/UPHOLSTERY		SERIES	FRAME	ARM	UPH	DIMENSIONS	YDG	SQFT	COM	A	B	C	D	E	F	G	H	I	J	K	L	M	W	X	Y	E1	E2
Non-Stacking Chair, Five Blade, Arm <div></div>	Plastic Shell		VR	35	2	10	29W x 29D x 30.6 - 35.9H	-	-	796	-	-	-	-	-	-	-	-	-	-	-	-	-	-	-	-	-	-
	Wood Shell		VR	35	2	50	29W x 29D x 30.6 - 35.9H	-	-	1,561	-	-	-	-	-	-	-	-	-	-	-	-	-	-	-	-	-	-
Non-Stacking Chair, Five Blade, Arm <div></div>	Plastic Shell, Seat Pad		VR	35	2	20	29W x 29D x 30.6 - 35.9H	0.4	7	969	999	1,015	1,032	1,048	1,065	1,085	1,100	1,122	1,150	1,183	1,217	1,249	1,281	1,136	1,166	1,324	1,359	1,489
	Wood Shell, Seat Pad		VR	35	2	60	29W x 29D x 30.6 - 35.9H	0.4	7	1,735	1,765	1,781	1,798	1,814	1,831	1,851	1,866	1,888	1,916	1,949	1,983	2,015	2,047	1,902	1,932	2,090	2,125	2,255
Non-Stacking Chair, Five Blade, Arm <div></div>	Plastic Shell, Loose Seat Pad		VR	35	2	25	29W x 29D x 30.6 - 35.9H	0.4	7	1,009	1,039	1,056	1,071	1,089	1,104	1,123	1,140	1,162	1,190	1,223	1,256	1,288	1,321	1,175	1,205	1,363	1,398	1,529
	Wood Shell, Loose Seat Pad		VR	35	2	65	29W x 29D x 30.6 - 35.9H	0.4	7	1,775	1,805	1,822	1,837	1,855	1,870	1,889	1,906	1,928	1,956	1,989	2,022	2,054	2,087	1,941	1,971	2,129	2,164	2,295
Non-Stacking Chair, Five Blade, Arm <div></div>	Plastic Shell, Upholstered Liner		VR	35	2	30	29W x 29D x 31.1 - 36.4H	0.8	11	1,103	1,164	1,195	1,227	1,262	1,294	1,329	1,366	1,408	1,463	1,529	1,594	1,660	1,726	1,376	1,431	1,690	1,748	1,963
Non-Stacking Chair, Five Blade, Arm <div></div>	Fully Upholstered		VR	35	2	40	29W x 29D x 31.1 - 36.4H	1.4	16	1,195	1,301	1,358	1,414	1,473	1,529	1,594	1,656	1,729	1,826	1,942	2,057	2,170	2,285	-	-	-	-	-











To Order Select Below

1. Series/Style/Arm	2. Upholstery	3. Caster or Glide	4. Shell Finish	5. Frame Finish	6. Options	7. Upholstery
<div></div> <div>VR352</div> <div>Verve Non-Stacking Chair, Five Blade, Arm</div>	<div></div> <div>10 PLASTIC SHELL 20 PLASTIC SHELL, SEAT PAD 25 PLASTIC SHELL, LOOSE SEAT PAD 30 PLASTIC SHELL, UPHOLSTERED LINER 40 FULLY UPHOLSTERED 50 WOOD SHELL 60 WOOD SHELL, SEAT PAD 65 WOOD SHELL, LOOSE SEAT PAD</div>	<div></div> <div>Caster +42 C1 HARD, BLACK C2 HARD, MILK WITH LIGHT GRAY TIRE C3 HARD, LIGHT GRAY CS1 SOFT, BLACK CS2 SOFT, MILK WITH LIGHT GRAY TIRE CS3 SOFT, LIGHT GRAY Glide +42 PG PLASTIC GLIDES FG PLASTIC GLIDES WITH FELT PADS</div>	<div></div> <div>Plastic 01 BLACK MATTE 02 MILK 03 LIGHT GRAY 06 RED 10 NAVY 12 DARK GRAY 15 PALE YELLOW 16 DUSTY PINK 17 MEADOW GREEN 18 SOFT BLUE 19 SAND</div> <div>Wood DZ01 FLAT CUT WALNUT DZ02 RIFT CUT OAK</div>	<div></div> <div>Powder Coat +65 BL BLUE BM BLACK MATTE BR BRASS BT BLACK TWILIGHT CP CHAMPAGNE DB DARK BRONZE DG DARK GRAY DP DUSTY PINK FG FOREST GREEN Other AL POLISHED ALUMINUM</div> <div>LG LIGHT GRAY MG MEADOW GREEN MK MILK MS METALLIC SILVER NK NICKEL NV NAVY OR ORANGE PY PALE YELLOW RD RED</div>	<div></div> <div>CT CONTRASTING THREAD</div>	<div></div> <div>See general information section for details on textile program and COM/COL information.</div>

Cylinder and lever handles match caster color selected. On chairs with glides, cylinders and lever handles are black, unless Milk or Light Gray is the selected frame color. Exception: Polished Aluminum frames will ship with chrome cylinders.

Verve

NON-STACKING CHAIR: SLED

									Textile Upholstery Grades														Leather Upholstery Grades						
									COM	COL					COL														
TITLE			SHELL/UPHOLSTERY	SERIES	FRAME	ARM	UPH	DIMENSIONS	YDG	SQFT	COM	A	B	C	D	E	F	G	H	I	J	K	L	M	W	X	Y	E1	E2
Non-Stacking Chair, Sled			Plastic Shell	VR	51	1	10	18.7W x 21.8D x 33.3H	-	-	504	-	-	-	-	-	-	-	-	-	-	-	-	-	-	-	-	-	-
			Wood Shell	VR	51	1	50	18.7W x 21.8D x 33.3H	-	-	1,269	-	-	-	-	-	-	-	-	-	-	-	-	-	-	-	-	-	-
Non-Stacking Chair, Sled			Plastic Shell, Seat Pad	VR	51	1	20	18.7W x 21.8D x 33.3H	0.4	7	677	707	723	740	756	773	793	808	830	858	891	925	957	989	844	874	1,032	1,067	1,197
			Wood Shell, Seat Pad	VR	51	1	60	18.7W x 21.8D x 33.3H	0.4	7	1,443	1,473	1,489	1,506	1,522	1,539	1,559	1,574	1,596	1,624	1,657	1,691	1,723	1,755	1,610	1,640	1,798	1,833	1,963
Non-Stacking Chair, Sled			Plastic Shell, Loose Seat Pad	VR	51	1	25	18.7W x 21.8D x 33.3H	0.4	7	717	747	764	779	797	812	831	848	870	898	931	964	996	1,029	883	913	1,071	1,106	1,237
			Wood Shell, Loose Seat Pad	VR	51	1	65	18.7W x 21.8D x 33.3H	0.4	7	1,483	1,513	1,530	1,545	1,563	1,578	1,597	1,614	1,636	1,664	1,697	1,730	1,762	1,795	1,649	1,679	1,837	1,872	2,003
Non-Stacking Chair, Sled			Plastic Shell, Upholstered Liner	VR	51	1	30	19.6W x 22.7D x 33.8H	0.8	11	811	872	903	935	970	1,002	1,037	1,074	1,116	1,171	1,237	1,302	1,368	1,434	1,084	1,139	1,398	1,456	1,671
Non-Stacking Chair, Sled			Fully Upholstered	VR	51	1	40	19.6W x 22.7D x 33.8H	1.4	16	903	1,009	1,066	1,122	1,181	1,237	1,302	1,364	1,437	1,534	1,650	1,765	1,878	1,993	-	-	-	-	-

To Order Select Below

1. Series/Style/Arm

VR511

Verve Non-Stacking Chair, Sled

2. Upholstery

10 PLASTIC SHELL

20 PLASTIC SHELL, SEAT PAD

25 PLASTIC SHELL, LOOSE SEAT PAD

30 PLASTIC SHELL, UPHOLSTERED LINER

40 FULLY UPHOLSTERED

50 WOOD SHELL

60 WOOD SHELL, SEAT PAD

65 WOOD SHELL, LOOSE SEAT PAD

3. Glide

PG PLASTIC GLIDES

FG PLASTIC GLIDES WITH FELT PADS

4. Shell Finish

01 BLACK MATTE

02 MILK

03 LIGHT GRAY

06 RED

10 NAVY

12 DARK GRAY

15 PALE YELLOW

16 DUSTY PINK

17 MEADOW GREEN

18 SOFT BLUE

19 SAND

DZ01 FLAT CUT WALNUT

DZ02 RIFT CUT OAK

5. Frame Finish

BL BLUE

BM BLACK MATTE

BR BRASS

BT BLACK TWILIGHT

CP CHAMPAGNE

DB DARK BRONZE

DG DARK GRAY

DP DUSTY PINK

FG FOREST GREEN

Other

CH CHROME

LG LIGHT GRAY

MG MEADOW GREEN

MK MILK

MS METALLIC SILVER

NK NICKEL

NV NAVY

OR ORANGE

PY PALE YELLOW

RD RED

RO RED ORANGE

RR RUSTY RED

SB SOFT BLUE

SD SAND

TC TERRACOTTA

TP TAUPE

TS TEXTURED SLATE

YL YELLOW

6. Options











CT CONTRASTING THREAD

7. Upholstery

See general information section for details on textile program and COM/COL information.

Verve

NON-STACKING CHAIR: FOUR LEG STEEL











								COM	COL	Textile Upholstery Grades														Leather Upholstery Grades				
TITLE	SHELL/UPHOLSTERY		SERIES	FRAME	ARM	UPH	DIMENSIONS	YDG	SQFT	COM	A	B	C	D	E	F	G	H	I	J	K	L	M	W	X	Y	E1	E2
Non-Stacking Chair, Four Leg Steel <div></div>	Plastic Shell		VR	11	1	10	18.7W x 21.8D x 33.1H	-	-	504	-	-	-	-	-	-	-	-	-	-	-	-	-	-	-	-	-	-
	Wood Shell		VR	11	1	50	18.7W x 21.8D x 33.1H	-	-	1,269	-	-	-	-	-	-	-	-	-	-	-	-	-	-	-	-	-	-
Non-Stacking Chair, Four Leg Steel <div></div>	Plastic Shell, Seat Pad		VR	11	1	20	18.7W x 21.8D x 33.1H	0.4	7	677	707	723	740	756	773	793	808	830	858	891	925	957	989	844	874	1,032	1,067	1,197
	Wood Shell, Seat Pad		VR	11	1	60	18.7W x 21.8D x 33.1H	0.4	7	1,443	1,473	1,489	1,506	1,522	1,539	1,559	1,574	1,596	1,624	1,657	1,691	1,723	1,755	1,610	1,640	1,798	1,833	1,963
Non-Stacking Chair, Four Leg Steel <div></div>	Plastic Shell, Loose Seat Pad		VR	11	1	25	18.7W x 21.8D x 33.1H	0.4	7	717	747	764	779	797	812	831	848	870	898	931	964	996	1,029	883	913	1,071	1,106	1,237
	Wood Shell, Loose Seat Pad		VR	11	1	65	18.7W x 21.8D x 33.1H	0.4	7	1,483	1,513	1,530	1,545	1,563	1,578	1,597	1,614	1,636	1,664	1,697	1,730	1,762	1,795	1,649	1,679	1,837	1,872	2,003
Non-Stacking Chair, Four Leg Steel <div></div>	Plastic Shell, Upholstered Liner		VR	11	1	30	19.6W x 22.7D x 33.6H	0.8	11	811	872	903	935	970	1,002	1,037	1,074	1,116	1,171	1,237	1,302	1,368	1,434	1,084	1,139	1,398	1,456	1,671
Non-Stacking Chair, Four Leg Steel <div></div>	Fully Upholstered		VR	11	1	40	19.6W x 22.7D x 33.6H	1.4	16	903	1,009	1,066	1,122	1,181	1,237	1,302	1,364	1,437	1,534	1,650	1,765	1,878	1,993	-	-	-	-	-

To Order Select Below

1. Series/Style/Arm	2. Upholstery	3. Glide	4. Shell Finish	5. Frame Finish	6. Options	7. Upholstery
<div><div></div><div></div></div> <div><div>VR111</div><div>Verve Non-Stacking Chair, Four Leg Steel</div></div>	<div><div></div><div></div></div> <div><div>10</div>PLASTIC SHELL</div> <div><div>20</div>PLASTIC SHELL, SEAT PAD</div> <div><div>25</div>PLASTIC SHELL, LOOSE SEAT PAD</div> <div><div>30</div>PLASTIC SHELL, UPHOLSTERED LINER</div> <div><div>40</div>FULLY UPHOLSTERED</div> <div><div>50</div>WOOD SHELL</div> <div><div>60</div>WOOD SHELL, SEAT PAD</div> <div><div>65</div>WOOD SHELL, LOOSE SEAT PAD</div>	<div><div></div><div></div></div> <div><div>Glide</div></div> <div><div>PG</div>PLASTIC GLIDES</div> <div><div>FG</div>PLASTIC GLIDES WITH FELT PADS</div>	<div><div></div><div></div></div> <div><div>Plastic</div></div> <div><div>01</div>BLACK MATTE</div> <div><div>02</div>MILK</div> <div><div>03</div>LIGHT GRAY</div> <div><div>06</div>RED</div> <div><div>10</div>NAVY</div> <div><div>12</div>DARK GRAY</div> <div><div>15</div>PALE YELLOW</div> <div><div>16</div>DUSTY PINK</div> <div><div>17</div>MEADOW GREEN</div> <div><div>18</div>SOFT BLUE</div> <div><div>19</div>SAND</div> <div><div>Wood</div></div> <div><div>DZ01</div>FLAT CUT WALNUT</div> <div><div>DZ02</div>RIFT CUT OAK</div>	<div><div></div><div></div></div> <div><div>Powder Coat</div></div> <div><div>BL</div>BLUE</div> <div><div>BM</div>BLACK MATTE</div> <div><div>BR</div>BRASS</div> <div><div>BT</div>BLACK TWILIGHT</div> <div><div>CP</div>CHAMPAGNE</div> <div><div>DB</div>DARK BRONZE</div> <div><div>DG</div>DARK GRAY</div> <div><div>DP</div>DUSTY PINK</div> <div><div>FG</div>FOREST GREEN</div> <div><div>Other</div></div> <div><div>CH</div>CHROME</div> <div><div>LG</div>LIGHT GRAY</div> <div><div>MG</div>MEADOW GREEN</div> <div><div>MK</div>MILK</div> <div><div>MS</div>METALLIC SILVER</div> <div><div>NK</div>NICKEL</div> <div><div>NV</div>NAVY</div> <div><div>OR</div>ORANGE</div> <div><div>PY</div>PALE YELLOW</div> <div><div>RD</div>RED</div> <div><div>RO</div>RED ORANGE</div> <div><div>RR</div>RUSTY RED</div> <div><div>SB</div>SOFT BLUE</div> <div><div>SD</div>SAND</div> <div><div>TC</div>TERRACOTTA</div> <div><div>TP</div>TAUPE</div> <div><div>TS</div>TEXTURED SLATE</div> <div><div>YL</div>YELLOW</div>	<div><div></div><div></div></div> <div><div>Options</div></div> <div><div>CT</div>CONTRASTING THREAD</div>	<div><div></div><div></div></div> <div><div>See general information section for details on textile program and COM/CO information.</div></div>











Verve

NON-STACKING CHAIR: FOUR LEG ALUMINUM

								COM	COL	Textile Upholstery Grades														Leather Upholstery Grades				
TITLE	SHELL/UPHOLSTERY		SERIES	FRAME	ARM	UPH	DIMENSIONS	YDG	SQFT	COM	A	B	C	D	E	F	G	H	I	J	K	L	M	W	X	Y	E1	E2
Non-Stacking Chair, Four Leg Aluminum <div></div>	Plastic Shell		VR	12	1	10	18.7W x 21.8D x 33.1H	-	-	624	-	-	-	-	-	-	-	-	-	-	-	-	-	-	-	-	-	-
	Wood Shell		VR	12	1	50	18.7W x 21.8D x 33.1H	-	-	1,389	-	-	-	-	-	-	-	-	-	-	-	-	-	-	-	-	-	-
Non-Stacking Chair, Four Leg Aluminum <div></div>	Plastic Shell, Seat Pad		VR	12	1	20	18.7W x 21.8D x 33.1H	0.4	7	797	827	843	860	876	893	913	928	950	978	1,011	1,045	1,077	1,109	964	994	1,152	1,187	1,317
	Wood Shell, Seat Pad		VR	12	1	60	18.7W x 21.8D x 33.1H	0.4	7	1,563	1,593	1,609	1,626	1,642	1,659	1,679	1,694	1,716	1,744	1,777	1,811	1,843	1,875	1,730	1,760	1,918	1,953	2,083
Non-Stacking Chair, Four Leg Aluminum <div></div>	Plastic Shell, Loose Seat Pad		VR	12	1	25	18.7W x 21.8D x 33.1H	0.4	7	837	867	884	899	917	932	951	968	990	1,018	1,051	1,084	1,116	1,149	1,003	1,033	1,191	1,226	1,357
	Wood Shell, Loose Seat Pad		VR	12	1	65	18.7W x 21.8D x 33.1H	0.4	7	1,603	1,633	1,650	1,665	1,683	1,698	1,717	1,734	1,756	1,784	1,817	1,850	1,882	1,915	1,769	1,799	1,957	1,992	2,123
Non-Stacking Chair, Four Leg Aluminum <div></div>	Plastic Shell, Upholstered Liner		VR	12	1	30	19.6W x 22.7D x 33.6H	0.8	11	931	992	1,023	1,055	1,090	1,122	1,157	1,194	1,236	1,291	1,357	1,422	1,488	1,554	1,204	1,259	1,518	1,576	1,791
Non-Stacking Chair, Four Leg Aluminum <div></div>	Fully Upholstered		VR	12	1	40	19.6W x 22.7D x 33.6H	1.4	16	1,023	1,129	1,186	1,242	1,301	1,357	1,422	1,484	1,557	1,654	1,770	1,885	1,998	2,113	-	-	-	-	-

To Order Select Below

1. Series/Style/Arm	2. Upholstery	3. Glide	4. Shell Finish	5. Frame Finish	6. Options	7. Upholstery
<div></div> <div>VR121</div> <div>Verve Non-Stacking Chair, Four Leg Aluminum</div>	<div></div> <div>10 PLASTIC SHELL 20 PLASTIC SHELL, SEAT PAD 25 PLASTIC SHELL, LOOSE SEAT PAD 30 PLASTIC SHELL, UPHOLSTERED LINER 40 FULLY UPHOLSTERED 50 WOOD SHELL 60 WOOD SHELL, SEAT PAD 65 WOOD SHELL, LOOSE SEAT PAD</div>	<div></div> <div>PG GLIDE</div>	<div><div><div>01 BLACK MATTE 02 MILK 03 LIGHT GRAY 06 RED 10 NAVY 12 DARK GRAY 15 PALE YELLOW 16 DUSTY PINK 17 MEADOW GREEN 18 SOFT BLUE 19 SAND</div></div><div><div>DZ01 FLAT CUT WALNUT DZ02 RIFT CUT OAK</div></div></div>	<div><div><div>BL BLUE BM BLACK MATTE BR BRASS BT BLACK TWILIGHT CP CHAMPAGNE DB DARK BRONZE DG DARK GRAY DP DUSTY PINK FG FOREST GREEN</div></div><div><div>AL POLISHED ALUMINUM</div></div><div>LG LIGHT GRAY MG MEADOW GREEN MK MILK MS METALLIC SILVER NK NICKEL NV NAVY OR ORANGE PY PALE YELLOW RD RED</div></div>	<div><div><div>CT CONTRASTING THREAD</div></div></div>	<div><div><div>See general information section for details on textile program and COM/COL information.</div></div></div>








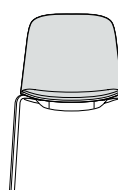

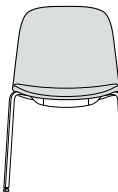
								COM	COL	Textile Upholstery Grades														Leather Upholstery Grades				
TITLE		SHELL/UPHOLSTERY	SERIES	FRAME	ARM	UPH	DIMENSIONS	YDG	SQFT	COM	A	B	C	D	E	F	G	H	I	J	K	L	M	W	X	Y	E1	E2
Non-Stacking Chair, Four Leg Wood	 	Plastic Shell	VR	13	1	10	18.7W x 21.8D x 32.8H	-	-	821	-	-	-	-	-	-	-	-	-	-	-	-	-	-	-	-	-	-
		Wood Shell	VR	13	1	50	18.7W x 21.8D x 32.8H	-	-	1,586	-	-	-	-	-	-	-	-	-	-	-	-	-	-	-	-	-	-
Non-Stacking Chair, Four Leg Wood	 	Plastic Shell, Seat Pad	VR	13	1	20	18.7W x 21.8D x 32.8H	0.4	7	994	1,024	1,040	1,057	1,073	1,090	1,110	1,125	1,147	1,175	1,208	1,242	1,274	1,306	1,161	1,191	1,349	1,384	1,514
		Wood Shell, Seat Pad	VR	13	1	60	18.7W x 21.8D x 32.8H	0.4	7	1,760	1,790	1,806	1,823	1,839	1,856	1,876	1,891	1,913	1,941	1,974	2,008	2,040	2,072	1,927	1,957	2,115	2,150	2,280
Non-Stacking Chair, Four Leg Wood	 	Plastic Shell, Loose Seat Pad	VR	13	1	25	18.7W x 21.8D x 32.8H	0.4	7	1,034	1,064	1,081	1,096	1,114	1,129	1,148	1,165	1,187	1,215	1,248	1,281	1,313	1,346	1,200	1,230	1,388	1,423	1,554
		Wood Shell, Loose Seat Pad	VR	13	1	65	18.7W x 21.8D x 32.8H	0.4	7	1,800	1,830	1,847	1,862	1,880	1,895	1,914	1,931	1,953	1,981	2,014	2,047	2,079	2,112	1,966	1,996	2,154	2,189	2,320
Non-Stacking Chair, Four Leg Wood	 	Plastic Shell, Upholstered Liner	VR	13	1	30	19.6W x 22.7D x 33.3H	0.8	11	1,128	1,189	1,220	1,252	1,287	1,319	1,354	1,391	1,433	1,488	1,554	1,619	1,685	1,751	1,401	1,456	1,715	1,773	1,988
Non-Stacking Chair, Four Leg Wood	 	Fully Upholstered	VR	13	1	40	19.6W x 22.7D x 33.3H	1.4	16	1,220	1,326	1,383	1,439	1,498	1,554	1,619	1,681	1,754	1,851	1,967	2,082	2,195	2,310	-	-	-	-	-

To Order Select Below

1. Series/Style/Arm	2. Upholstery	3. Glide	4. Shell Finish	5. Frame Finish	6. Wood Finishes	7 & 8. Options & Upholstery			
<div><div></div><div></div></div>	<div><div></div><div></div></div>	<div><div></div><div>Glide</div></div>	<div><div></div><div>Plastic</div></div>	<div><div></div><div>Wood</div></div>	<div><div></div><div>Powder Coat</div></div>	<div><div></div><div>Leg Finishes</div></div>			
VR131	10 PLASTIC SHELL	PG PLASTIC GLIDES	01 BLACK MATTE	DZ01 FLAT CUT WALNUT	BL BLUE	LG LIGHT GRAY	RO RED ORANGE	81 WHITE OAK	CT CONTRASTING
Verve Non-Stacking Chair, Four Leg Wood	20 PLASTIC SHELL, SEAT PAD	FG PLASTIC GLIDES WITH FELT PADS	02 MILK	DZ02 RIFT CUT OAK	BM BLACK MATTE	MG MEADOW GREEN	RR RUSTY RED	83 NATURAL MAPLE	
	25 PLASTIC SHELL, LOOSE SEAT PAD		03 LIGHT GRAY		BR BRASS	MK MILK	SB SOFT BLUE	85 WALNUT +68	general information section or details on textile program and COM/COL information.
	30 PLASTIC SHELL, UPHOLSTERED LINER		06 RED		BT BLACK TWILIGHT	MS METALLIC SILVER	SD SAND	87 OPAQUE BLACK +68	
	40 FULLY UPHOLSTERED		10 NAVY		CP CHAMPAGNE	NK NICKEL	TC TERRACOTTA		
	50 WOOD SHELL		12 DARK GRAY		DB DARK BRONZE	NV NAVY	TP TAUPE		
	60 WOOD SHELL, SEAT PAD		15 PALE YELLOW		DG DARK GRAY	OR ORANGE	TS TEXTURED SLATE		
	65 WOOD SHELL, LOOSE SEAT PAD		16 DUSTY PINK		DP DUSTY PINK	PY PALE YELLOW	YL YELLOW		
		17 MEADOW GREEN		FG FOREST GREEN	RD RED				
			18 SOFT BLUE						
			19 SAND						
					<div><div></div><div>Other</div></div>				
					AL POLISHED ALUMINUM				

Verve

STACKING CHAIR: FOUR LEG STEEL


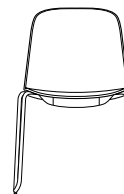

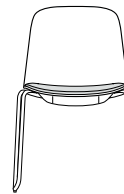

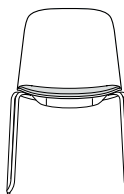

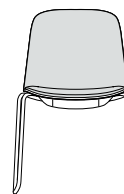

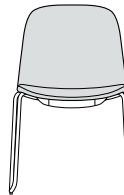
									Textile Upholstery Grades															Leather Upholstery Grades						
									COM	COL				COL																
TITLE			SHELL/UPHOLSTERY	SERIES	FRAME	ARM	UPH	DIMENSIONS	YDG	SQFT	COM	A	B	C	D	E	F	G	H	I	J	K	L	M	W	X	Y	E1	E2	
Stacking Chair, Four Leg Steel			Plastic Shell	VR	10	1	10	18.7W x 21.8D x 33.1H	-	-	462	-	-	-	-	-	-	-	-	-	-	-	-	-	-	-	-	-	-	
			Wood Shell	VR	10	1	50	18.7W x 21.8D x 33.1H	-	-	1,227	-	-	-	-	-	-	-	-	-	-	-	-	-	-	-	-	-	-	
Stacking Chair, Four Leg Steel			Plastic Shell, Seat Pad	VR	10	1	20	18.7W x 21.8D x 33.1H	0.4	7	635	665	681	698	714	731	751	766	788	816	849	883	915	947	802	832	990	1,025	1,155	
			Wood Shell, Seat Pad	VR	10	1	60	18.7W x 21.8D x 33.1H	0.4	7	1,401	1,431	1,447	1,464	1,480	1,497	1,517	1,532	1,554	1,582	1,615	1,649	1,681	1,713	1,568	1,598	1,756	1,791	1,921	
Stacking Chair, Four Leg Steel			Plastic Shell, Loose Seat Pad	VR	10	1	25	18.7W x 21.8D x 33.1H	0.4	7	675	705	722	737	755	770	789	806	828	856	889	922	954	987	841	871	1,029	1,064	1,195	
			Wood Shell, Loose Seat Pad	VR	10	1	65	18.7W x 21.8D x 33.1H	0.4	7	1,441	1,471	1,488	1,503	1,521	1,536	1,555	1,572	1,594	1,622	1,655	1,688	1,720	1,753	1,607	1,637	1,795	1,830	1,961	
Stacking Chair, Four Leg Steel			Plastic Shell, Upholstered Liner	VR	10	1	30	19.6W x 22.7D x 33.6H	0.8	11	769	830	861	893	928	960	995	1,032	1,074	1,129	1,195	1,260	1,326	1,392	1,042	1,097	1,356	1,414	1,629	
Stacking Chair, Four Leg Steel			Fully Upholstered	VR	10	1	40	19.6W x 22.7D x 33.6H	1.4	16	861	967	1,024	1,080	1,139	1,195	1,260	1,322	1,395	1,492	1,608	1,723	1,836	1,951	-	-	-	-	-	

To Order Select Below

1. Series/Style/Arm	2. Upholstery	3. Glide	4. Shell Finish	5. Frame Finish	6. Options	7. Upholstery
<div><div></div><div></div></div> <div>VR101</div> <div>Verve Stacking Chair, Four Leg Steel Stacking on Floor: 8 high - Verve Plastic 5 high - Verve Wood 5 high - Verve Wood w/ Uph. Stacking on Dolly: 14 high - Verve Plastic 14 high - Verve Wood 10 high - Verve Wood w/ Uph.</div>	<div><div></div><div></div></div> <div>10 PLASTIC SHELL 20 PLASTIC SHELL, SEAT PAD 25 PLASTIC SHELL, LOOSE SEAT PAD 30 PLASTIC SHELL, UPHOLSTERED LINER 40 FULLY UPHOLSTERED 50 WOOD SHELL 60 WOOD SHELL, SEAT PAD 65 WOOD SHELL, LOOSE SEAT PAD</div>	<div><div></div><div></div></div> <div>Glide PG PLASTIC GLIDES FG PLASTIC GLIDES WITH FELT PADS</div>	<div><div></div><div></div></div> <div>Plastic 01 BLACK MATTE 02 MILK 03 LIGHT GRAY 06 RED 10 NAVY 12 DARK GRAY 15 PALE YELLOW 16 DUSTY PINK 17 MEADOW GREEN 18 SOFT BLUE 19 SAND</div> <div><div></div><div></div></div> <div>Wood DZ01 FLAT CUT WALNUT DZ02 RIFT CUT OAK</div>	<div><div></div><div></div></div> <div>Powder Coat BL BLUE BM BLACK MATTE BR BRASS BT BLACK TWILIGHT CP CHAMPAGNE DB DARK BRONZE DG DARK GRAY DP DUSTY PINK FG FOREST GREEN Other CH CHROME</div> <div>Stylex will not warrant painted frames against damage caused by stacking. Only use dollies with chrome frames. We will not warrant powder coated Verve frames used on dollies against damage to the finish.</div>	<div><div></div><div></div></div> <div>Accessories VERVE TRANSPORT DOLLY FOR FOUR LEG FRAME PLASTIC OR WOOD SHELL +1,208 VERVE TRANSPORT DOLLY FOR FOUR LEG FRAME PLASTIC OR WOOD SHELL WITH UPHOLSTERY +1,208</div>	<div><div></div><div></div></div> <div>See general information section for details on textile program and COM/COL information.</div>


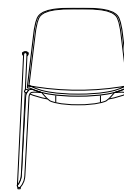

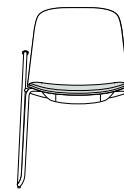

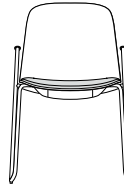

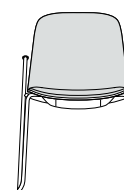

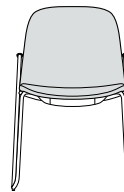
Verve

STACKING CHAIR: SLED

									Textile Upholstery Grades															Leather Upholstery Grades						
									COM	COL						COL														
TITLE			SHELL/UPHOLSTERY	SERIES	FRAME	ARM	UPH	DIMENSIONS	YDG	SQFT	COM	A	B	C	D	E	F	G	H	I	J	K	L	M	W	X	Y	E1	E2	
Stacking Chair, Sled			Plastic Shell	VR	50	1	10	18.7W x 21.8D x 33.1H	-	-	449	-	-	-	-	-	-	-	-	-	-	-	-	-	-	-	-	-	-	
			Wood Shell	VR	50	1	50	18.7W x 21.8D x 33.1H	-	-	1,214	-	-	-	-	-	-	-	-	-	-	-	-	-	-	-	-	-	-	-
Stacking Chair, Sled			Plastic Shell, Seat Pad	VR	50	1	20	18.7W x 21.8D x 33.1H	0.4	7	622	652	668	685	701	718	738	753	775	803	836	870	902	934	789	819	977	1,012	1,142	
			Wood Shell, Seat Pad	VR	50	1	60	18.7W x 21.8D x 33.1H	0.4	7	1,388	1,418	1,434	1,451	1,467	1,484	1,504	1,519	1,541	1,569	1,602	1,636	1,668	1,700	1,555	1,585	1,743	1,778	1,908	
Stacking Chair, Sled			Plastic Shell, Loose Seat Pad	VR	50	1	25	18.7W x 21.8D x 33.1H	0.4	7	662	692	709	724	742	757	776	793	815	843	876	909	941	974	828	858	1,016	1,051	1,182	
			Wood Shell, Loose Seat Pad	VR	50	1	65	18.7W x 21.8D x 33.1H	0.4	7	1,428	1,458	1,475	1,490	1,508	1,523	1,542	1,559	1,581	1,609	1,642	1,675	1,707	1,740	1,594	1,624	1,782	1,817	1,948	
Stacking Chair, Sled			Plastic Shell, Upholstered Liner	VR	50	1	30	19.6W x 22.7D x 33.6H	0.8	11	756	817	848	880	915	947	982	1,019	1,061	1,116	1,182	1,247	1,313	1,379	1,029	1,084	1,343	1,401	1,616	
Stacking Chair, Sled			Fully Upholstered	VR	50	1	40	19.6W x 22.7D x 33.6H	1.4	16	848	954	1,011	1,067	1,126	1,182	1,247	1,309	1,382	1,479	1,595	1,710	1,823	1,938	-	-	-	-	-	

To Order Select Below

1. Series/Style/Arm	2. Upholstery	3. Glide	4. Shell Finish	5. Frame Finish	6. Options	7. Upholstery
<div><div></div><div></div></div> <div>VR501</div> <div>Verve Stacking Chair, Sled</div> <div>Stacking on Floor: 8 high - Verve Plastic 5 high - Verve Wood 5 high - Verve Wood w/ Uph.</div> <div>Stacking on Dolly: 14 high - Verve Plastic 14 high - Verve Wood 10 high - Verve Wood w/ Uph.</div>	<div><div></div><div></div></div> <div><div>10</div>PLASTIC SHELL</div> <div><div>20</div>PLASTIC SHELL, SEAT PAD</div> <div><div>25</div>PLASTIC SHELL, LOOSE SEAT PAD</div> <div><div>30</div>PLASTIC SHELL, UPHOLSTERED LINER</div> <div><div>40</div>FULLY UPHOLSTERED</div> <div><div>50</div>WOOD SHELL</div> <div><div>60</div>WOOD SHELL, SEAT PAD</div> <div><div>65</div>WOOD SHELL, LOOSE SEAT PAD</div>	<div><div></div><div></div></div> <div><div>Glide</div><div><div>PG</div>PLASTIC GLIDES</div><div><div>FG</div>PLASTIC GLIDES WITH FELT PADS</div></div>	<div><div></div><div></div></div> <div><div>Plastic</div><div><div>01</div>BLACK MATTE</div><div><div>02</div>MILK</div><div><div>03</div>LIGHT GRAY</div><div><div>06</div>RED</div><div><div>10</div>NAVY</div><div><div>12</div>DARK GRAY</div><div><div>15</div>PALE YELLOW</div><div><div>16</div>DUSTY PINK</div><div><div>17</div>MEADOW GREEN</div><div><div>18</div>SOFT BLUE</div><div><div>19</div>SAND</div></div> <div><div>Wood</div><div><div>DZ01</div>FLAT CUT WALNUT</div><div><div>DZ02</div>RIFT CUT OAK</div></div>	<div><div></div><div></div></div> <div><div>Powder Coat</div><div><div>BL</div>BLUE</div><div><div>BM</div>BLACK MATTE</div><div><div>BR</div>BRASS</div><div><div>BT</div>BLACK TWILIGHT</div><div><div>CP</div>CHAMPAGNE</div><div><div>DB</div>DARK BRONZE</div><div><div>DG</div>DARK GRAY</div><div><div>DP</div>DUSTY PINK</div><div><div>FG</div>FOREST GREEN</div></div> <div><div>Other</div><div><div>CH</div>CHROME</div></div> <div>Stylex will not warrant painted frames against damage caused by stacking. Only use dollies with chrome frames. We will not warrant powder coated Verve frames used on dollies against damage to the finish.</div>	<div><div></div><div></div></div> <div><div></div><div><div>CT</div>CONTRASTING THREAD</div><div><div>G</div>ARMLESS GANGING BRACKET +24</div></div> <div><div></div><div>Accessories</div></div> <div><div>VRTD2</div><div>VERVE TRANSPORT DOLLY FOR SLED ARMLESS PLASTIC OR WOOD SHELL WITH UPHOLSTERY</div><div>+1,208</div></div> <div><div>VRTD3</div><div>VERVE TRANSPORT DOLLY FOR SLED ARMLESS PLASTIC OR WOOD SHELL</div><div>+1,208</div></div>	<div><div></div><div></div></div> <div><div>See general information section for details on textile program and COM/CO information.</div></div>

									Textile Upholstery Grades															Leather Upholstery Grades					
									COM	COL						COL													
TITLE			SHELL/UPHOLSTERY	SERIES	FRAME	ARM	UPH	DIMENSIONS	YDG	SQFT	COM	A	B	C	D	E	F	G	H	I	J	K	L	M	W	X	Y	E1	E2
Stacking Chair, Sled, Arm			Plastic Shell	VR	50	2	10	20.2W x 21.8D x 33.1H	-	-	474	-	-	-	-	-	-	-	-	-	-	-	-	-	-	-	-	-	-
			Wood Shell	VR	50	2	50	20.2W x 21.8D x 33.1H	-	-	1,239	-	-	-	-	-	-	-	-	-	-	-	-	-	-	-	-	-	-
Stacking Chair, Sled, Arm			Plastic Shell, Seat Pad	VR	50	2	20	20.2W x 21.8D x 33.1H	0.4	7	647	677	693	710	726	743	763	778	800	828	861	895	927	959	814	844	1,002	1,037	1,167
			Wood Shell, Seat Pad	VR	50	2	60	20.2W x 21.8D x 33.1H	0.4	7	1,413	1,443	1,459	1,476	1,492	1,509	1,529	1,544	1,566	1,594	1,627	1,661	1,693	1,725	1,580	1,610	1,768	1,803	1,933
Stacking Chair, Sled, Arm			Plastic Shell, Loose Seat Pad	VR	50	2	25	20.2W x 21.8D x 33.1H	0.4	7	687	717	734	749	767	782	801	818	840	868	901	934	966	999	853	883	1,041	1,076	1,207
			Wood Shell, Loose Seat Pad	VR	50	2	65	20.2W x 21.8D x 33.1H	0.4	7	1,453	1,483	1,500	1,515	1,533	1,548	1,567	1,584	1,606	1,634	1,667	1,700	1,732	1,765	1,619	1,649	1,807	1,842	1,973
Stacking Chair, Sled, Arm			Plastic Shell, Upholstered Liner	VR	50	2	30	20.2W x 22.7D x 33.6H	0.8	11	781	842	873	905	940	972	1,007	1,044	1,086	1,141	1,207	1,272	1,338	1,404	1,054	1,109	1,368	1,426	1,641
Stacking Chair, Sled, Arm			Fully Upholstered	VR	50	2	40	20.2W x 22.7D x 33.6H	1.4	16	873	979	1,036	1,092	1,151	1,207	1,272	1,334	1,407	1,504	1,620	1,735	1,848	1,963	-	-	-	-	-

To Order Select Below

1. Series/Style/Arm

VR502

Verve Stacking Chair, Sled, Arm

Stacking on Floor:
8 high - Verve Plastic
5 high - Verve Wood
5 high - Verve Wood w/ Uph.

Stacking on Dolly:
14 high - Verve Plastic
14 high - Verve Wood
10 high - Verve Wood w/ Uph.

2. Upholstery

10 PLASTIC SHELL
20 PLASTIC SHELL, SEAT PAD
25 PLASTIC SHELL, LOOSE SEAT PAD
30 PLASTIC SHELL, UPHOLSTERED LINER
40 FULLY UPHOLSTERED
50 WOOD SHELL
60 WOOD SHELL, SEAT PAD
65 WOOD SHELL, LOOSE SEAT PAD

3. Glide

PG PLASTIC GLIDES
FG PLASTIC GLIDES WITH FELT PADS

4. Shell Finish

01 BLACK MATTE
02 MILK
03 LIGHT GRAY
06 RED
10 NAVY
12 DARK GRAY
15 PALE YELLOW
16 DUSTY PINK
17 MEADOW GREEN
18 SOFT BLUE
19 SAND

DZ01 FLAT CUT WALNUT
DZ02 RIFT CUT OAK

5. Frame Finish

BL BLUE
BM BLACK MATTE
BR BRASS
BT BLACK TWILIGHT
CP CHAMPAGNE
DB DARK BRONZE
DG DARK GRAY
DP DUSTY PINK
FG FOREST GREEN

CH CHROME

LG LIGHT GRAY
MG MEADOW GREEN
MK MILK
MS METALLIC SILVER
NK NICKEL
NV NAVY
OR ORANGE
PY PALE YELLOW
RD RED

Stylex will not warrant painted frames against damage caused by stacking. Only use dollies with chrome frames. We will not warrant powder coated Verve frames used on dollies against damage to the finish.

6. Options

CT CONTRASTING THREAD

Accessories

VERVE TRANSPORT DOLLY FOR SLED WITH ARM+1,208






7. Upholstery

See general information section for details on textile program and COM/COL information.

24








STOOL: BAR FOUR LEG

										Textile Upholstery Grades															Leather Upholstery Grades				
								COM	COL																				
TITLE		SHELL/UPHOLSTERY	SERIES	FRAME	ARM	UPH	DIMENSIONS	YDG	SQFT	COM	A	B	C	D	E	F	G	H	I	J	K	L	M	W	X	Y	E1	E2	
Stool, Four Leg Bar		Plastic Shell	VR	70	1	10	18.7W x 21.9D x 45.7H	-	-	710	-	-	-	-	-	-	-	-	-	-	-	-	-	-	-	-	-	-	
		Wood Shell	VR	70	1	50	18.7W x 21.9D x 45.7H	-	-	1,475	-	-	-	-	-	-	-	-	-	-	-	-	-	-	-	-	-	-	
Stool, Four Leg Bar		Plastic Shell, Seat Pad	VR	70	1	20	18.7W x 21.9D x 45.7H	0.4	7	883	913	929	946	962	979	999	1,014	1,036	1,064	1,097	1,131	1,163	1,195	1,050	1,080	1,238	1,273	1,403	
		Wood Shell, Seat Pad	VR	70	1	60	18.7W x 21.9D x 45.7H	0.4	7	1,649	1,679	1,695	1,712	1,728	1,745	1,765	1,780	1,802	1,830	1,863	1,897	1,929	1,961	1,816	1,846	2,004	2,039	2,169	
Stool, Four Leg Bar		Plastic Shell, Loose Seat Pad	VR	70	1	25	18.7W x 21.9D x 45.7H	0.4	7	923	953	970	985	1,003	1,018	1,037	1,054	1,076	1,104	1,137	1,170	1,202	1,235	1,089	1,119	1,277	1,312	1,443	
		Wood Shell, Loose Seat Pad	VR	70	1	65	18.7W x 21.9D x 45.7H	0.4	7	1,689	1,719	1,736	1,751	1,769	1,784	1,803	1,820	1,842	1,870	1,903	1,936	1,968	2,001	1,855	1,885	2,043	2,078	2,209	
Stool, Four Leg Bar		Plastic Shell, Upholstered Liner	VR	70	1	30	19.6W x 22.8D x 46.2H	0.8	11	1,017	1,078	1,109	1,141	1,176	1,208	1,243	1,280	1,322	1,377	1,443	1,508	1,574	1,640	1,290	1,345	1,604	1,662	1,877	
Stool, Four Leg Bar		Fully Upholstered	VR	70	1	40	19.6W x 22.8D x 46.2H	1.4	16	1,109	1,215	1,272	1,328	1,387	1,443	1,508	1,570	1,643	1,740	1,856	1,971	2,084	2,199	-	-	-	-	-	

To Order Select Below

1. Series/Style/Arm	2. Upholstery	3. Glide	4. Shell Finish	5. Frame Finish	6. Options	7. Upholstery
 VR701 Verve Stool Four Leg Bar	 10 PLASTIC SHELL 20 PLASTIC SHELL, SEAT PAD 25 PLASTIC SHELL, LOOSE SEAT PAD 30 PLASTIC SHELL, UPHOLSTERED LINER 40 FULLY UPHOLSTERED 50 WOOD SHELL 60 WOOD SHELL, SEAT PAD 65 WOOD SHELL, LOOSE SEAT PAD	 PG PLASTIC GLIDES FG PLASTIC GLIDES WITH FELT PADS	 01 BLACK MATTE 02 MILK 03 LIGHT GRAY 06 RED 10 NAVY 12 DARK GRAY 15 PALE YELLOW 16 DUSTY PINK 17 MEADOW GREEN 18 SOFT BLUE 19 SAND  DZ01 FLAT CUT WALNUT DZ02 RIFT CUT OAK	 BL BLUE BM BLACK MATTE BR BRASS BT BLACK TWILIGHT CP CHAMPAGNE DB DARK BRONZE DG DARK GRAY DP DUSTY PINK FG FOREST GREEN  CH CHROME +79 LG LIGHT GRAY MG MEADOW GREEN MK MILK MS METALLIC SILVER NK NICKEL NV NAVY OR ORANGE PY PALE YELLOW RD RED	 CT CONTRASTING THREAD	 See <u>general information</u> section for details on textile program and COM/COL information.

STOOL: COUNTER FOUR LEG

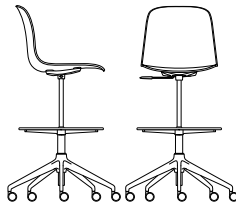


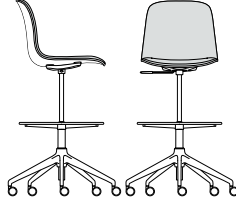
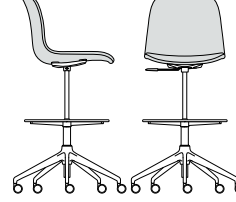
										Textile Upholstery Grades														Leather Upholstery Grades				
								COM	COL																			
TITLE		SHELL/UPHOLSTERY	SERIES	FRAME	ARM	UPH	DIMENSIONS	YDG	SQFT	COM	A	B	C	D	E	F	G	H	I	J	K	L	M	W	X	Y	E1	E2
Stool, Four Leg Counter		Plastic Shell	VR	90	1	10	18.7W x 21.8D x 40.8H	-	-	710	-	-	-	-	-	-	-	-	-	-	-	-	-	-	-	-	-	-
		Wood Shell	VR	90	1	50	18.7W x 21.8D x 40.8H	-	-	1,475	-	-	-	-	-	-	-	-	-	-	-	-	-	-	-	-	-	-
Stool, Four Leg Counter		Plastic Shell, Seat Pad	VR	90	1	20	18.7W x 21.8D x 40.8H	0.4	7	883	913	929	946	962	979	999	1,014	1,036	1,064	1,097	1,131	1,163	1,195	1,050	1,080	1,238	1,273	1,403
		Wood Shell, Seat Pad	VR	90	1	60	18.7W x 21.8D x 40.8H	0.4	7	1,649	1,679	1,695	1,712	1,728	1,745	1,765	1,780	1,802	1,830	1,863	1,897	1,929	1,961	1,816	1,846	2,004	2,039	2,169
Stool, Four Leg Counter		Plastic Shell, Loose Seat Pad	VR	90	1	25	18.7W x 21.8D x 40.8H	0.4	7	923	953	970	985	1,003	1,018	1,037	1,054	1,076	1,104	1,137	1,170	1,202	1,235	1,089	1,119	1,277	1,312	1,443
		Wood Shell, Loose Seat Pad	VR	90	1	65	18.7W x 21.8D x 40.8H	0.4	7	1,689	1,719	1,736	1,751	1,769	1,784	1,803	1,820	1,842	1,870	1,903	1,936	1,968	2,001	1,855	1,885	2,043	2,078	2,209
Stool, Four Leg Counter		Plastic Shell, Upholstered Liner	VR	90	1	30	19.6W x 22.7D x 41.3H	0.8	11	1,017	1,078	1,109	1,141	1,176	1,208	1,243	1,280	1,322	1,377	1,443	1,508	1,574	1,640	1,290	1,345	1,604	1,662	1,877
Stool, Four Leg Counter		Fully Upholstered	VR	90	1	40	19.6W x 22.7D x 41.3H	1.4	16	1,109	1,215	1,272	1,328	1,387	1,443	1,508	1,570	1,643	1,740	1,856	1,971	2,084	2,199	-	-	-	-	-

To Order Select Below

1. Series/Style/Arm	2. Upholstery	3. Glide	4. Shell Finish	5. Frame Finish	6. Options	7. Upholstery	
<div><div></div><div></div></div> <div>VR901</div> <div>Verve Stool Four Leg Counter</div>	<div><div></div><div></div></div> <div>10 PLASTIC SHELL</div> <div>20 PLASTIC SHELL, SEAT PAD</div> <div>25 PLASTIC SHELL, LOOSE SEAT PAD</div> <div>30 PLASTIC SHELL, UPHOLSTERED LINER</div> <div>40 FULLY UPHOLSTERED</div> <div>50 WOOD SHELL</div> <div>60 WOOD SHELL, SEAT PAD</div> <div>65 WOOD SHELL, LOOSE SEAT PAD</div>	<div><div></div><div></div></div> <div>Glide</div> <div>PG PLASTIC GLIDES</div> <div>FG PLASTIC GLIDES WITH FELT PADS</div>	<div><div></div><div></div></div> <div>Plastic</div> <div>01 BLACK MATTE</div> <div>02 MILK</div> <div>03 LIGHT GRAY</div> <div>06 RED</div> <div>10 NAVY</div> <div>12 DARK GRAY</div> <div>15 PALE YELLOW</div> <div>16 DUSTY PINK</div> <div>17 MEADOW GREEN</div> <div>18 SOFT BLUE</div> <div>19 SAND</div>	<div><div></div><div></div></div> <div>Wood</div> <div>DZ01 FLAT CUT WALNUT</div> <div>DZ02 RIFT CUT OAK</div>	<div><div></div><div></div></div> <div>Powder Coat</div> <div>BL BLUE</div> <div>BM BLACK MATTE</div> <div>BR BRASS</div> <div>BT BLACK TWILIGHT</div> <div>CP CHAMPAGNE</div> <div>DB DARK BRONZE</div> <div>DG DARK GRAY</div> <div>DP DUSTY PINK</div> <div>FG FOREST GREEN</div> <div>Other</div> <div>CH CHROME</div> <div>+79</div>	<div><div></div><div></div></div> <div>CONTRASTING THREAD</div> <div>CT</div>	<div><div></div><div></div></div> <div>See general information section for details on textile program and COM/CO information.</div>

Verve

STOOL: BAR FIVE BLADE

								COM		COL	Textile Upholstery Grades													Leather Upholstery Grades				
TITLE		SHELL/UPHOLSTERY	SERIES	FRAME	ARM	UPH	DIMENSIONS	YDG	SQFT	COM	A	B	C	D	E	F	G	H	I	J	K	L	M	W	X	Y	E1	E2
Stool, Five Blade Bar		Plastic Shell	VR	35	1	10	29W x 29D x 38.5 -48.5H	-	-	782	-	-	-	-	-	-	-	-	-	-	-	-	-	-	-	-	-	-
		Wood Shell	VR	35	1	50	29W x 29D x 38.5 -48.5H	-	-	1,547	-	-	-	-	-	-	-	-	-	-	-	-	-	-	-	-	-	-
Stool, Five Blade Bar		Plastic Shell, Seat Pad	VR	35	1	20	29W x 29D x 38.5 -48.5H	0.4	7	955	985	1,001	1,018	1,034	1,051	1,071	1,086	1,108	1,136	1,169	1,203	1,235	1,267	1,122	1,152	1,310	1,345	1,475
		Wood Shell, Seat Pad	VR	35	1	60	29W x 29D x 38.5 -48.5H	0.4	7	1,721	1,751	1,767	1,784	1,800	1,817	1,837	1,852	1,874	1,902	1,935	1,969	2,001	2,033	1,888	1,918	2,076	2,111	2,241
Stool, Five Blade Bar		Plastic Shell, Loose Seat Pad	VR	35	1	25	29W x 29D x 38.5 -48.5H	0.4	7	995	1,025	1,042	1,057	1,075	1,090	1,109	1,126	1,148	1,176	1,209	1,242	1,274	1,307	1,161	1,191	1,349	1,384	1,515
		Wood Shell, Loose Seat Pad	VR	35	1	65	29W x 29D x 38.5 -48.5H	0.4	7	1,761	1,791	1,808	1,823	1,841	1,856	1,875	1,892	1,914	1,942	1,975	2,008	2,040	2,073	1,927	1,957	2,115	2,150	2,281
Stool, Five Blade Bar		Plastic Shell, Upholstered Liner	VR	35	1	30	29W x 29D x 39.5 -49.0H	0.8	11	1,089	1,150	1,181	1,213	1,248	1,280	1,315	1,352	1,394	1,449	1,515	1,580	1,646	1,712	1,362	1,417	1,676	1,734	1,949
Stool, Five Blade Bar		Fully Upholstered	VR	35	1	40	29W x 29D x 39.5 -49.0H	1.4	16	1,181	1,287	1,344	1,400	1,459	1,515	1,580	1,642	1,715	1,812	1,928	2,043	2,156	2,271	-	-	-	-	-


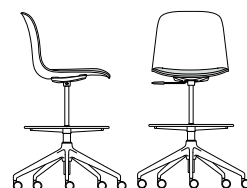
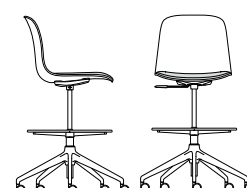

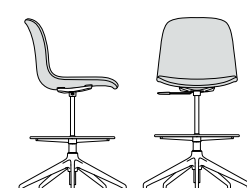
To Order Select Below

1. Series/Style/Arm	2. Upholstery	3. Height	4. Caster or Glide	5. Shell Finish	6. Frame Finish	7. Options	8. Upholstery
 <div>VR351</div> <div>Verve Stool Five Blade Bar</div>	 <div>10 PLASTIC SHELL</div> <div>20 PLASTIC SHELL, SEAT PAD</div> <div>25 PLASTIC SHELL, LOOSE SEAT PAD</div> <div>30 PLASTIC SHELL, UPHOLSTERED LINER</div> <div>40 FULLY UPHOLSTERED</div> <div>50 WOOD SHELL</div> <div>60 WOOD SHELL, SEAT PAD</div> <div>65 WOOD SHELL, LOOSE SEAT PAD</div>	 <div>H BAR HEIGHT</div>	 <div>Caster +42</div> <div>C1 HARD, BLACK</div> <div>C2 HARD, MILK WITH LIGHT GRAY TIRE</div> <div>C3 HARD, LIGHT GRAY</div> <div>CS1 SOFT, BLACK</div> <div>CS2 SOFT, MILK WITH LIGHT GRAY TIRE</div> <div>CS3 SOFT, LIGHT GRAY</div> <div><div>Glide +42</div><div>PG PLASTIC GLIDES</div><div>FG PLASTIC GLIDES WITH FELT PADS</div></div>	 <div>Plastic</div> <div>01 BLACK MATTE</div> <div>02 MILK</div> <div>03 LIGHT GRAY</div> <div>06 RED</div> <div>10 NAVY</div> <div>12 DARK GRAY</div> <div>15 PALE YELLOW</div> <div>16 DUSTY PINK</div> <div>17 MEADOW GREEN</div> <div>18 SOFT BLUE</div> <div>19 SAND</div> <div><div>Wood</div><div>DZ01 FLAT CUT WALNUT</div><div>DZ02 RIFT CUT OAK</div></div>	 <div>Powder Coat +53</div> <div>BL BLUE</div> <div>BM BLACK MATTE</div> <div>BR BRASS</div> <div>BT BLACK TWILIGHT</div> <div>CP CHAMPAGNE</div> <div>DB DARK BRONZE</div> <div>DG DARK GRAY</div> <div>DP DUSTY PINK</div> <div>FG FOREST GREEN</div> <div><div>Other</div><div>AL POLISHED ALUMINUM</div></div>	<div>LG LIGHT GRAY</div> <div>MG MEADOW GREEN</div> <div>MK MILK</div> <div>MS METALLIC SILVER</div> <div>NK NICKEL</div> <div>NV NAVY</div> <div>OR ORANGE</div> <div>PY PALE YELLOW</div> <div>RD RED</div> <div><div>CONTRASTING THREAD</div><div>CT</div><div>RO RED ORANGE</div><div>RR RUSTY RED</div><div>SB SOFT BLUE</div><div>SD SAND</div><div>TC TERRACOTTA</div><div>TP TAUPE</div><div>TS TEXTURED SLATE</div><div>YL YELLOW</div></div>	 <div>See general information section or details on textile program and COM/COL information.</div>

Cylinder and lever handles match caster color selected. On chairs with glides, cylinders and lever handles are black, unless Milk or Light Gray is the selected frame color. Exception: Polished Aluminum frames will ship with chrome cylinders.

Verve

STOOL: COUNTER FIVE BLADE

								COM	COL	Textile Upholstery Grades														Leather Upholstery Grades				
		SHELL/UPHOLSTERY	SERIES	FRAME	ARM	UPH	DIMENSIONS	YDG	SQFT	COM	A	B	C	D	E	F	G	H	I	J	K	L	M	W	X	Y	E1	E2
Stool, Five Blade Counter		Plastic Shell	VR	35	1	10	29W x 29D x 36.0 -43.7H	-	-	782	-	-	-	-	-	-	-	-	-	-	-	-	-	-	-	-	-	-
		Wood Shell	VR	35	1	50	29W x 29D x 36.0 -43.7H	-	-	1,547	-	-	-	-	-	-	-	-	-	-	-	-	-	-	-	-	-	-
Stool, Five Blade Counter		Plastic Shell, Seat Pad	VR	35	1	20	29W x 29D x 36.0 -43.7H	0.4	7	955	985	1,001	1,018	1,034	1,051	1,071	1,086	1,108	1,136	1,169	1,203	1,235	1,267	1,122	1,152	1,310	1,345	1,475
		Wood Shell, Seat Pad	VR	35	1	60	29W x 29D x 36.0 -43.7H	0.4	7	1,721	1,751	1,767	1,784	1,800	1,817	1,837	1,852	1,874	1,902	1,935	1,969	2,001	2,033	1,888	1,918	2,076	2,111	2,241
Stool, Five Blade Counter		Plastic Shell, Loose Seat Pad	VR	35	1	25	29W x 29D x 36.0 -43.7H	0.4	7	995	1,025	1,042	1,057	1,075	1,090	1,109	1,126	1,148	1,176	1,209	1,242	1,274	1,307	1,161	1,191	1,349	1,384	1,515
		Wood Shell, Loose Seat Pad	VR	35	1	65	29W x 29D x 36.0 -43.7H	0.4	7	1,761	1,791	1,808	1,823	1,841	1,856	1,875	1,892	1,914	1,942	1,975	2,008	2,040	2,073	1,927	1,957	2,115	2,150	2,281
Stool, Five Blade Counter		Plastic Shell, Upholstered Liner	VR	35	1	30	29W x 29D x 36.5 -44.2H	0.8	11	1,089	1,150	1,181	1,213	1,248	1,280	1,315	1,352	1,394	1,449	1,515	1,580	1,646	1,712	1,362	1,417	1,676	1,734	1,949
Stool, Five Blade Counter		Fully Upholstered	VR	35	1	40	29W x 29D x 36.5 -44.2H	1.4	16	1,181	1,287	1,344	1,400	1,459	1,515	1,580	1,642	1,715	1,812	1,928	2,043	2,156	2,271	-	-	-	-	-


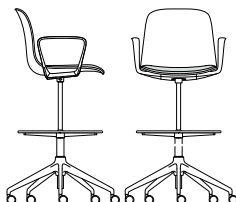

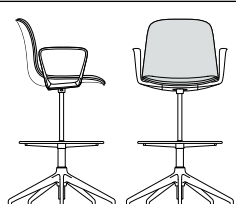

To Order Select Below

1. Series/Style/Arm	2. Upholstery	3. Height	4. Caster or Glide	5. Shell Finish	6. Frame Finish	7. Options	8. Upholstery
							
VR351	10 PLASTIC SHELL 20 PLASTIC SHELL, SEAT PAD 25 PLASTIC SHELL, LOOSE SEAT PAD 30 PLASTIC SHELL, UPHOLSTERED LINER 40 FULLY UPHOLSTERED 50 WOOD SHELL 60 WOOD SHELL, SEAT PAD 65 WOOD SHELL, LOOSE SEAT PAD	M COUNTER HEIGHT	 Caster +42 C1 HARD, BLACK C2 HARD, MILK WITH LIGHT GRAY TIRE C3 HARD, LIGHT GRAY CS1 SOFT, BLACK CS2 SOFT, MILK WITH LIGHT GRAY TIRE CS3 SOFT, LIGHT GRAY  Glide +42 PG PLASTIC GLIDES FG PLASTIC GLIDES WITH FELT PADS	 Plastic 01 BLACK MATTE 02 MILK 03 LIGHT GRAY 06 RED 10 NAVY 12 DARK GRAY 15 PALE YELLOW 16 DUSTY PINK 17 MEADOW GREEN 18 SOFT BLUE 19 SAND  Wood DZ01 FLAT CUT WALNUT DZ02 RIFT CUT OAK	 Powder Coat +53 BL BLUE BM BLACK MATTE BR BRASS BT BLACK TWILIGHT CP CHAMPAGNE DB DARK BRONZE DG DARK GRAY DP DUSTY PINK FG FOREST GREEN  Other AL POLISHED ALUMINUM	 Other LG LIGHT GRAY MG MEADOW GREEN MK MILK MS METALLIC SILVER NK NICKEL NV NAVY OR ORANGE PY PALE YELLOW RD RED RO RED ORANGE RR RUSTY RED SB SOFT BLUE SD SAND TC TERRACOTTA TP TAUPE TS TEXTURED SLATE YL YELLOW CT CONTRASTING THREAD	 See general information section or details on textile program and COM/COL information.

Cylinder and lever handles match caster color selected. On chairs with glides, cylinders and lever handles are black, unless Milk or Light Gray is the selected frame color. Exception: Polished Aluminum frames will ship with chrome cylinders.

Verve

STOOL: BAR FIVE BLADE, ARM

								COM	COL	Textile Upholstery Grades														Leather Upholstery Grades				
TITLE		SHELL/UPHOLSTERY	SERIES	FRAME	ARM	UPH	DIMENSIONS	YDG	SQFT	COM	A	B	C	D	E	F	G	H	I	J	K	L	M	W	X	Y	E1	E2
Stool, Five Blade Bar, Arm		Plastic Shell	VR	35	2	10	29W x 29D x 38.5 -48.5H	-	-	948	-	-	-	-	-	-	-	-	-	-	-	-	-	-	-	-	-	-
		Wood Shell	VR	35	2	50	29W x 29D x 38.5 -48.5H	-	-	1,713	-	-	-	-	-	-	-	-	-	-	-	-	-	-	-	-	-	-
Stool, Five Blade Bar, Arm		Plastic Shell, Seat Pad	VR	35	2	20	29W x 29D x 38.5 -48.5H	0.4	7	1,121	1,151	1,167	1,184	1,200	1,217	1,237	1,252	1,274	1,302	1,335	1,369	1,401	1,433	1,288	1,318	1,476	1,511	1,641
		Wood Shell, Seat Pad	VR	35	2	60	29W x 29D x 38.5 -48.5H	0.4	7	1,887	1,917	1,933	1,950	1,966	1,983	2,003	2,018	2,040	2,068	2,101	2,135	2,167	2,199	2,054	2,084	2,242	2,277	2,407
Stool, Five Blade Bar, Arm		Plastic Shell, Loose Seat Pad	VR	35	2	25	29W x 29D x 38.5 -48.5H	0.4	7	1,161	1,191	1,208	1,223	1,241	1,256	1,275	1,292	1,314	1,342	1,375	1,408	1,440	1,473	1,327	1,357	1,515	1,550	1,681
		Wood Shell, Loose Seat Pad	VR	35	2	65	29W x 29D x 38.5 -48.5H	0.4	7	1,927	1,957	1,974	1,989	2,007	2,022	2,041	2,058	2,080	2,108	2,141	2,174	2,206	2,239	2,093	2,123	2,281	2,316	2,447
Stool, Five Blade Bar, Arm		Plastic Shell, Upholstered Liner	VR	35	2	30	29W x 29D x 39.5 -49.0H	0.8	11	1,255	1,316	1,347	1,379	1,414	1,446	1,481	1,518	1,560	1,615	1,681	1,746	1,812	1,878	1,528	1,583	1,842	1,900	2,115
Stool, Five Blade Bar, Arm		Fully Upholstered	VR	35	2	40	29W x 29D x 39.5 -49.0H	1.4	16	1,347	1,453	1,510	1,566	1,625	1,681	1,746	1,808	1,881	1,978	2,094	2,209	2,322	2,437	-	-	-	-	-


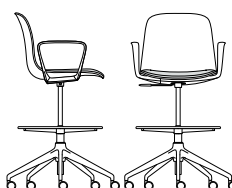



To Order Select Below

1. Series/Style/Arm	2. Upholstery	3. Height	4. Caster or Glide	5. Shell Finish	6. Frame Finish	7. Options	8. Upholstery
<div><div></div><div>VR352</div><div>Verve Stool Five Blade Bar, Arm</div></div>	<div><div></div><div>10 PLASTIC SHELL</div><div>20 PLASTIC SHELL, SEAT PAD</div><div>25 PLASTIC SHELL, LOOSE SEAT PAD</div><div>30 PLASTIC SHELL, UPHOLSTERED LINER</div><div>40 FULLY UPHOLSTERED</div><div>50 WOOD SHELL</div><div>60 WOOD SHELL, SEAT PAD</div><div>65 WOOD SHELL, LOOSE SEAT PAD</div></div>	<div><div></div><div>H BAR HEIGHT</div></div>	<div><div></div><div>Caster +42</div><div>C1 HARD, BLACK</div><div>C2 HARD, MILK WITH LIGHT GRAY TIRE</div><div>C3 HARD, LIGHT GRAY</div><div>CS1 SOFT, BLACK</div><div>CS2 SOFT, MILK WITH LIGHT GRAY TIRE</div><div>CS3 SOFT, LIGHT GRAY</div><div></div><div>Glide +42</div><div>PG PLASTIC GLIDES</div><div>FG PLASTIC GLIDES WITH FELT PADS</div></div>	<div><div></div><div>Plastic</div><div>01 BLACK MATTE</div><div>02 MILK</div><div>03 LIGHT GRAY</div><div>06 RED</div><div>10 NAVY</div><div>12 DARK GRAY</div><div>15 PALE YELLOW</div><div>16 DUSTY PINK</div><div>17 MEADOW GREEN</div><div>18 SOFT BLUE</div><div>19 SAND</div></div> <div><div></div><div>Wood</div><div>DZ01 FLAT CUT WALNUT</div><div>DZ02 RIFT CUT OAK</div></div>	<div><div></div><div>Powder Coat +65</div><div>BL BLUE</div><div>BM BLACK MATTE</div><div>BR BRASS</div><div>BT BLACK TWILIGHT</div><div>CP CHAMPAGNE</div><div>DB DARK BRONZE</div><div>DG DARK GRAY</div><div>DP DUSTY PINK</div><div>FG FOREST GREEN</div><div></div><div>Other</div><div>AL POLISHED ALUMINUM</div></div> <div><div></div><div>LG LIGHT GRAY</div><div>MG MEADOW GREEN</div><div>MK MILK</div><div>MS METALLIC SILVER</div><div>NK NICKEL</div><div>NV NAVY</div><div>OR ORANGE</div><div>PY PALE YELLOW</div><div>RD RED</div></div> <div><div></div><div>RO RED ORANGE</div><div>RR RUSTY RED</div><div>SB SOFT BLUE</div><div>SD SAND</div><div>TC TERRACOTTA</div><div>TP TAUPE</div><div>TS TEXTURED SLATE</div><div>YL YELLOW</div></div>	<div><div></div><div>CONTRASTING THREAD</div></div>	<div><div></div><div>See general information section or details on textile program and COM/COL information.</div></div>

Cylinder and lever handles match caster color selected. On chairs with glides, cylinders and lever handles are black, unless Milk or Light Gray is the selected frame color. Exception: Polished Aluminum frames will ship with chrome cylinders.

Verve

STOOL: COUNTER FIVE BLADE, ARM

								COM	COL	Textile Upholstery Grades														Leather Upholstery Grades				
		SHELL/UPHOLSTERY	SERIES	FRAME	ARM	UPH	DIMENSIONS	YDG	SQFT	COM	A	B	C	D	E	F	G	H	I	J	K	L	M	W	X	Y	E1	E2
Stool, Five Blade Counter, Arm		Plastic Shell	VR	35	2	10	29W x 29D x 36.0 -43.7H	-	-	948	-	-	-	-	-	-	-	-	-	-	-	-	-	-	-	-	-	-
		Wood Shell	VR	35	2	50	29W x 29D x 36.0 -43.7H	-	-	1,713	-	-	-	-	-	-	-	-	-	-	-	-	-	-	-	-	-	-
Stool, Five Blade Counter, Arm		Plastic Shell, Seat Pad	VR	35	2	20	29W x 29D x 36.0 -43.7H	0.4	7	1,121	1,151	1,167	1,184	1,200	1,217	1,237	1,252	1,274	1,302	1,335	1,369	1,401	1,433	1,288	1,318	1,476	1,511	1,641
		Wood Shell, Seat Pad	VR	35	2	60	29W x 29D x 36.0 -43.7H	0.4	7	1,887	1,917	1,933	1,950	1,966	1,983	2,003	2,018	2,040	2,068	2,101	2,135	2,167	2,199	2,054	2,084	2,242	2,277	2,407
Stool, Five Blade Counter, Arm		Plastic Shell, Loose Seat Pad	VR	35	2	25	29W x 29D x 36.0 -43.7H	0.4	7	1,161	1,191	1,208	1,223	1,241	1,256	1,275	1,292	1,314	1,342	1,375	1,408	1,440	1,473	1,327	1,357	1,515	1,550	1,681
		Wood Shell, Loose Seat Pad	VR	35	2	65	29W x 29D x 36.0 -43.7H	0.4	7	1,927	1,957	1,974	1,989	2,007	2,022	2,041	2,058	2,080	2,108	2,141	2,174	2,206	2,239	2,093	2,123	2,281	2,316	2,447
Stool, Five Blade Counter, Arm		Plastic Shell, Upholstered Liner	VR	35	2	30	29W x 29D x 36.5 -44.2H	0.8	11	1,255	1,316	1,347	1,379	1,414	1,446	1,481	1,518	1,560	1,615	1,681	1,746	1,812	1,878	1,528	1,583	1,842	1,900	2,115
Stool, Five Blade Counter, Arm		Fully Upholstered	VR	35	2	40	29W x 29D x 36.5 -44.2H	1.4	16	1,347	1,453	1,510	1,566	1,625	1,681	1,746	1,808	1,881	1,978	2,094	2,209	2,322	2,437	-	-	-	-	-

To Order Select Below

1. Series/Style/Arm

2. Upholstery

3. Height

4. Caster or Glide

5. Shell Finish

6. Frame Finish

7. Options

8. Upholstery

VR352

Verve Stool Five Blade Counter, Arm

10 PLASTIC SHELL

20 PLASTIC SHELL, SEAT PAD

25 PLASTIC SHELL, LOOSE SEAT PAD

30 PLASTIC SHELL, UPHOLSTERED LINER

40 FULLY UPHOLSTERED

50 WOOD SHELL

60 WOOD SHELL, SEAT PAD

65 WOOD SHELL, LOOSE SEAT PAD

M COUNTER HEIGHT

C1 HARD, BLACK

C2 HARD, MILK WITH LIGHT GRAY TIRE

C3 HARD, LIGHT GRAY

CS1 SOFT, BLACK

CS2 SOFT, MILK WITH LIGHT GRAY TIRE

CS3 SOFT, LIGHT GRAY

Glide +42

PG PLASTIC GLIDES

FG PLASTIC GLIDES WITH FELT PADS

01 BLACK MATTE

02 MILK

03 LIGHT GRAY

06 RED

10 NAVY

12 DARK GRAY

15 PALE YELLOW

16 DUSTY PINK

17 MEADOW GREEN

18 SOFT BLUE

19 SAND

DZ01 FLAT CUT WALNUT

DZ02 RIFT CUT OAK

BL BLUE

BM BLACK MATTE

BR BRASS

BT BLACK TWILIGHT

CP CHAMPAGNE

DB DARK BRONZE

DG DARK GRAY

DP DUSTY PINK

FG FOREST GREEN

Other

AL POLISHED ALUMINUM

LG LIGHT GRAY

MG MEADOW GREEN

MK MILK

MS METALLIC SILVER

NK NICKEL

NV NAVY

OR ORANGE

PY PALE YELLOW

RD RED

RO RED ORANGE

RR RUSTY RED

SB SOFT BLUE

SD SAND

TC TERRACOTTA

TP TAUPE

TS TEXTURED SLATE

YL YELLOW

CT CONTRASTING THREAD

See general information section or details on textile program and COM/COL information.

Cylinder and lever handles match caster color selected. On chairs with glides, cylinders and lever handles are black, unless Milk or Light Gray is the selected frame color. Exception: Polished Aluminum frames will ship with chrome cylinders.