

stylex

Underline

PRICE LIST

Effective November 01, 2023

General Information

GENERAL INFORMATION

Terms
Net 30 days from date of invoice.
FOB Delanco, NJ

Damaged Shipments
All Stylex products are carefully inspected before they are packed in sturdy cartons designed to satisfy shipping requirements. Stylex is not responsible for damage in shipment. The transportation company assumes responsibility for delivering products to you in good condition when the bill of lading is signed. You protect yourself by refusing shipments showing damage or shortage until transportation company has noted on the delivery sheet the extent of damage or shortage. Concealed damage should be reported to the carrier as soon as discovered, but not later than 15 days after receiving shipment.

Return/Restocking Policy
Return shipments will not be accepted unless specifically authorized by Stylex in writing. The Return Authorization number should be clearly marked on the carton. The customer returning Stylex products is responsible for return shipping costs. Merchandise must be returned unused. Returned merchandise is subject to a 35% restocking fee.

Specials/Customs
Modifications to standard products will be considered for large runs. Contact Stylex for more information.

Design Changes
In keeping with modern manufacturing advances, Stylex reserves the right to incorporate minor modifications and design changes in products without notice.

Cancellation Policy
No charge prior to production except for inventory specifically requisitioned to fulfill the particular order. After production has begun, only actual costs incurred, including labor and material, will be billed to the customer.

WARRANTY

Except as provided below, Stylex warrants exclusively to the original Purchaser of our product that all parts, under normal use and service, will be free from defects in workmanship and material for a period of ten (10) years from the date of purchase. “Normal use and service” means that the product will be used in a typical office environment for 40-45 hours per week.

This warranty is subject to the following limitations, exclusions and provisions:

Wood components of plywood stacking chairs
(such as Brooks and Welcome)
5 years

Upholstery
(including mesh used for Click, F4, Insight, and Zephyr Mesh)
3 years

SAVA Mesh
10 years

COM Upholstery
No warranty
Stylex makes every effort to ensure that the COM Upholstery it approves is suitable for the intended use. Nevertheless, we will not warrant, and assume no responsibility for, the durability or tailoring quality of any COM or COL. If you have any concerns about the ultimate appearance of any covering, please order an upholstered sample.

Painted Stack Chair Frames
No Warranty
We will not warrant the finish of painted stack chair frames against damage from stacking. We recommend ordering chrome frames for chairs that will be stacked.

Felt Glides
No warranty
Due to the different surfaces on which felt glides may be used, we cannot warrant their durability over time.

If this product fails during normal use and service within the applicable warranty period (other than through normal wear and tear), please send a description of the relevant part and the nature of the defect, together with proof of purchase of the product, to Stylex at: Customer Service. c/o Stylex, P.O. Box 5038, Delanco, NJ 08075. PLEASE DO NOT RETURN PARTS OR THE PRODUCT TO STYLEX UNLESS INSTRUCTED TO DO SO BY STYLEX. Stylex will, at its option, either repair or replace the product or the part found defective by Stylex completely without charge for materials or labor. Purchaser may be required (at the option of Stylex) to return to Stylex at Purchaser’s expense any defective part with all freight or shipping charges prepaid. The foregoing warranty shall be void if the product has been altered or repaired (other than by Stylex). The warranty does not cover damage to the product caused by accident, neglect, misuse, abuse, modification to the product by anyone other than Stylex or damage caused by use of the product for a purpose other than that for which it was designed. This warranty extends only to the original Purchaser of the product.

No Other Warranties
This warranty is in lieu of all other warranties, expressed or implied, including, but not limited to, implied warranties of merchantability and fitness for a particular purpose. The rights and remedies provided herein are the exclusive rights and remedies of the original purchaser of the product.

No Liability For Damages
In no event shall Stylex or its suppliers be responsible or liable for any special, indirect, consequential, or incidental damages. In no event shall the liability of Stylex exceed the actual purchase price paid to Stylex for the product.

Out of Warranty Products
For all products no longer covered by our warranty, please refer to our Design for Durability and Upgradability Policy. Contact Customer Service if you would like to purchase any replaceable components to further extend the life of any Stylex seating product. This warranty applies to all Stylex products purchased on April 13, 2018, and thereafter.

PRODUCT TAKE BACK PROGRAM

At Stylex, responsible stewardship of our products extends beyond their initial use. Our Product Take Back Program provides a practical solution for the end of our products’ intended life cycle.

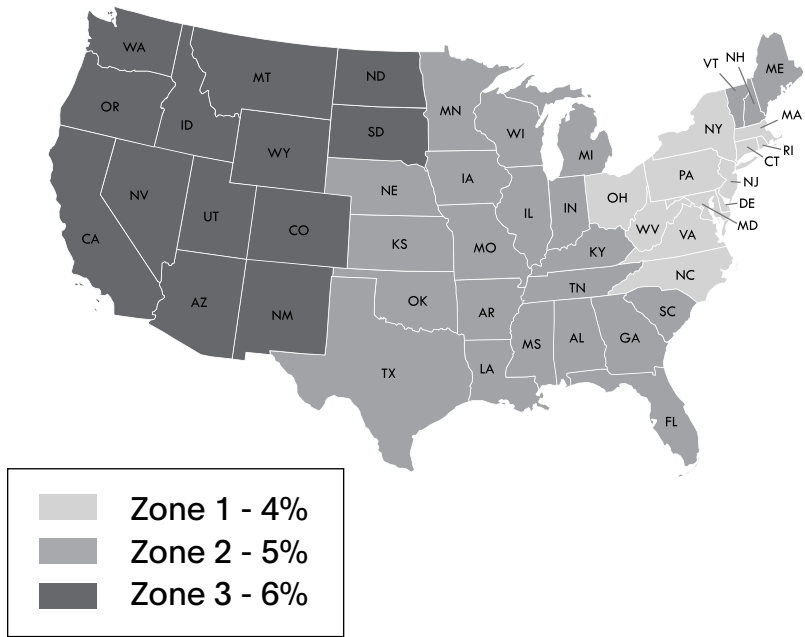
Through our partnership with ANEW, a 501(c)(3) nonprofit organization, we offer clients a comprehensive take-back solution for surplus office furniture and materials, regardless of their condition. ANEW’s mission aligns with ours—to connect surplus resources with non-profits, public agencies, and underserved communities, minimizing landfill impact and maximizing corporate social responsibility.

By repurposing surplus items, we strengthen community networks and reduce environmental impact. Stylex proudly supports ANEW, integrating this partnership into our strategic sales strategy since 2014. Learn more at www.anewfound.org.

Initiate a Product Take Back through ANEW by emailing Stylex at info@stylexdesign.com. For additional end-of-life recovery options, refer to our Product Disassembly Instructions and End of Life Recovery Options documents, available in the Resources section of each product on our website. Together, let’s build a sustainable future.

FREIGHT PROGRAM

	ZONE 1 - 4%	ZONE 2 - 5%	ZONE 3 - 6%
Stylex offers a Guaranteed Freight Program, which provides the purchaser the ability to determine shipping and handling charges at the time of order. Freight charges will be calculated as a percentage of the net product price and added to the invoice at the time of shipment. The continental United States has been divided into three zones. Please use the map below to determine the freight charges for the product’s destination. There is a minimum freight charge of \$150.	Connecticut Delaware New York New Jersey Maryland Massachusetts North Carolina Ohio Pennsylvania Rhode Island Virginia Washington D.C. West Virginia	Alabama Arkansas Canada, Ontario Canada, Quebec Florida Georgia Iowa Illinois Indiana Kansas Kentucky Louisiana Nebraska New Hampshire Oklahoma Maine Michigan Minnesota Missouri Mississippi South Carolina Tennessee Texas Vermont Wisconsin	Arizona California Colorado Idaho Montana Nevada New Mexico North Dakota Oregon South Dakota Utah Washington Wyoming Quote Per Project Alaska Hawaii Canada (outside Ontario & Quebec) Mexico



General Information

TEXTILE PARTNERS & APPROVALS

Textile Partners
To customize your furniture performance needs and design vision, Stylex offers a wide selection of in-graded leathers and textiles from Grades A through Y. We’ve partnered with leading manufacturers on the options, focusing on color, price, durability, and construction. To view our partners and explore our digital carded program with broadly approved textiles, visit **this page**. We stand by these textiles: They’re tried and tested, and will effortlessly fit into any design aesthetic.

Textile Approvals
To view Stylex Approved Textile documents to determine specific product approval status, refer to our Product Tested Textiles documents, available in the Resources section of each product on our website.

CAL 117 AND 133 COMPLIANCE

CAL 117-2013
All Stylex seating satisfies the requirements of CAL 117-2013 so long as one of our standard or in-graded textiles is applied. COM textiles cannot be so guaranteed. Please contact the supplier of COM’s directly to determine the fire retardancy of any COM supplied to us.

CAL 133
Most Stylex seating can be ordered to meet the requirements of CAL 133. When ordering, simply specify “CAL 133 compliance required”. The upcharge for this option is \$54 list per yard. Please refer to the COM yardage of each model to determine the number of yards required. We do frequently require full-scale burn tests in order to certify CAL 133 before an order will be accepted. Such burn tests may increase normal lead times and do carry additional charges. Please contact customer service for details.

CUSTOMER’S OWN MATERIAL/LEATHER

Customer’s own material (COM) and customer’s own leather (COL) will generally be upholstered at the price designated in each product’s price list. Please be advised, however, that we specifically reserve the right to charge a higher price when we determine that special circumstances, such as unusual repeats or challenging materials, present themselves. All orders for custom coverings must be approved by Stylex before they will be accepted for production. To submit proposed textile for approval, please use the COM form **here**.

Special Note:
We assume no responsibility for the durability or tailoring quality of any COM or COL. Directional covers in particular may not meet your satisfaction due to the design of certain products. Please be advised that COM and COL orders are not subject to return. If you have doubts about the ultimate appearance of certain coverings, please order a sample done with that specific COM or COL. In addition, while we inspect textiles for mill imperfections, some are difficult to recognize. We cannot be responsible for defects, color inaccuracies, dye lot variations, or other flaws.

Under no circumstances will we be responsible for COM shortages, flaws, or other such problems. Finally, it is not our responsibility to police the receipt of COM’s in order to meet delivery deadlines, and we assume our customers are aware of any undue delay in the shipment of their COM textiles.

COM textile and COL leather should be sent prepaid to: Stylex
Attn: COM/COL - [Your PO #]
740 Coopertown Road
Delanco, NJ 08075

Clearly mark textile or leather with the dealer’s name, purchase order number, and furniture model number of the item to be covered. Actual furniture orders should include the same information, as well as a description of the textile or leather, including pattern and color number, in order to provide a cross reference.

Yardage requirements shown in the price list are based on non-directional goods of 54” width. Textiles less than 54" wide or those requiring matching (stripes, prints, or large patterned designs) call for additional yardage. We will be happy to supply yardage requirements for large quantities where economies may be realized.

Add the following yardage for stripes, plaids, or patterns with repeats:

Textile Width	Plain Textile	2-14" Repeat	15-24" Repeat	25-27" Repeat	28-36" Repeat
54"	0%	10%	15%	20%	25%
50"	10%	20%	25%	30%	35%
48"	15%	25%	30%	35%	40%
45"	40%	50%	55%	60%	65%
36"	50%	60%	65%	70%	75%

COM/COL FORM

To avoid delay in processing COM orders we request that you submit a sample of your COM textile stapled to this form which can be downloaded **here**. If a textile has a stripe or design, the size of the repeat should be indicated. Please indicate the textile supplier’s name, textile number, and color. Also indicate the Stylex product on which the textile will be used.

The textile supplier must indicate on his shipping labels the dealer name and purchase order number as well as the Stylex model number.

Please Note:
No order may be entered into production or have a shipping date assigned until all related COM is received at the factory.



CENTER OF STRIPE OR DESIGN

TOP	TOP
-----	-----

1. Size of Repeat
2. Textile Supplier
3. Textile Number
4. Color
5. Stylex Product

Contents

















COLORS, MATERIALS, AND FINISHES	5	CHAIR: ARMLESS	9
STATEMENT OF LINE	6	CHAIR: ARM	10
DIMENSIONS	7	STOOL: COUNTER	11
HOW TO ORDER	8	STOOL: BAR	12

CLICK THE TITLES ABOVE TO NAVIGATE THROUGH THE DOCUMENT
PRODUCT HEADERS ON SUBSEQUENT PAGES LINK BACK TO THIS PAGE

Underline

COLORS, MATERIALS, AND FINISHES

POWDER COATED PAINTED METAL

								
MILK (MK)	SAND (SD)	PALE YELLOW (PY)	YELLOW (YL)	ORANGE (OR)	TERRACOTTA (TC)	RED (RD)	RED ORANGE (RO)	RUSTY RED (RR)
								
DUSTY PINK (DP)	MEADOW GREEN (MG)	FOREST GREEN (FG)	SOFT BLUE (SB)	BLUE (BL)	NAVY (NV)	LIGHT GRAY (LG)	CHAMPAGNE (CP)	METALLIC SILVER (MS)
								
NICKEL (NK)	BRASS (BR)	TAUPE (TP)	DARK BRONZE (DB)	DARK GRAY (DG)	TEXTURED SLATE (TS)	BLACK TWILIGHT (BT)	BLACK MATTE (BM)	

POLISHED METAL






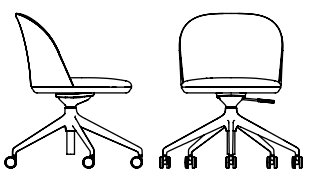



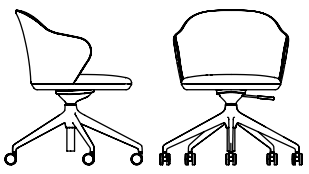


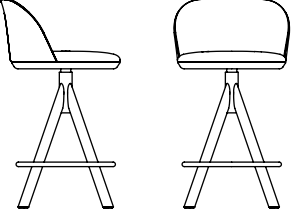
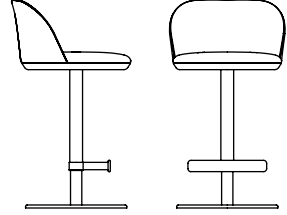



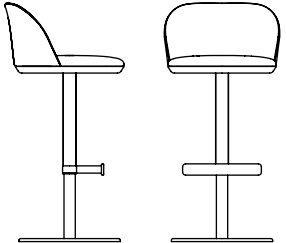
POLISHED
ALUMINUM
(AL)

WOOD FINISH

			
MAPLE (83)	WHITE OAK (81)	WALNUT (85)	OPAQUE BLACK (87)

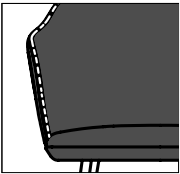
Underline

SPECIFICATION GUIDE: STATEMENT OF LINE


OVERVIEW	FOUR LEG METAL	SLED METAL	WOOD	SWIVEL METAL
Chair, Armless			Four Leg Wood 	5-Blade 
Chair, Arms			Four Leg Wood 	5-Blade 
Counter Stool			Swivel Wood 	Swivel Pedestal 
Bar Stool			Swivel Wood 	Swivel Pedestal 

OPTIONS

Contrasting Thread



Dual Upholstered
Seat and Back



PRODUCT INFORMATION

Design

LucidiPevere

Construction

Upholstered elements are constructed with plastic and molded polyurethane foam for comfort. Internal back structures are molded with 100% recycled material.

Carriages and other aluminum components are made from recyclable aluminum. Sled and Four Leg metal bases are made from steel tubing. Chair Wood Four Leg bases are attached to the carriage using steel brackets. Stool Wood Swivel bases are attached to an aluminum, return-to-center swivel hub. A steel ring is used as a footrest.

Finishes

All metal components are available in all Stylex powder coat colors. In addition, Aluminum components are offered with a polished finish; Steel components are chromed to match. Aluminum carriages and frames will be produced with matching finishes.

Casters

Casters are available in black, gray, and white. For Five-Blade chairs, cylinders and lever handles are color matched to the caster color selected. When Polished Aluminum is the frame choice, the chair is shipped with a chrome cylinder regardless of caster color chosen.

Glides

Glides are available in black or gray, and are either plastic or plastic with felt pads.

Ganging

Not Available

Use

Designed for indoor use only.

Performance Standards

Manufactured to comply with:
ANSI/BIFMA X5.1 General-Purpose Office Chairs - Tests

Environment

GREENGUARD Gold
LEVEL® 1, BIFMA's sustainability certification program for furniture

Underline

SPECIFICATION GUIDE: DIMENSIONS

OVERVIEW	FOUR LEG METAL	SLED METAL	WOOD	SWIVEL METAL
<div><div><div><div>Dimensions</div><div>A. Sit Height</div><div>B. Seat Depth</div><div>C. Back Height</div><div>D1. Seat Width</div><div>D2. Overall Width</div><div>E. Overall Height</div><div>F. Overall Depth</div><div>G. Arm Height (Chair)</div><div>Footrail from Seat Height (Stool)</div><div>H. Arm Depth</div><div>I. Distance Between Arms</div></div></div><div><div><div><div><div><div></div><div></div></div><div><div></div><div></div></div><div><div></div><div></div></div><div><div></div><div></div></div><div><div></div><div></div></div><div><div></div><div></div></div><div><div></div><div></div></div><div><div></div><div></div></div><div><div></div><div></div></div><div><div></div><div></div></div><div><div></div><div></div></div><div><div></div><div></div></div></div></div><div><div><div><div></div><div></div></div><div><div></div><div></div></div><div><div></div><div></div></div><div><div></div><div></div></div><div><div></div><div></div></div><div><div></div><div></div></div><div><div></div><div></div></div><div><div></div><div></div></div><div><div></div><div></div></div><div><div></div><div></div></div><div><div></div><div></div></div><div><div></div><div></div></div></div></div><div><div><div><div></div><div></div></div><div><div></div><div></div></div><div><div></div><div></div></div><div><div></div><div></div></div><div><div></div><div></div></div><div><div></div><div></div></div><div><div></div><div></div></div><div><div></div><div></div></div><div><div></div><div></div></div><div><div></div><div></div></div><div><div></div><div></div></div><div><div></div><div></div></div></div></div></div></div><div><div>All measurements provided are taken using a BIFMA ISO Chair Measuring Device.</div></div></div>	<div><div><div><div>Armless Chair</div><div>A. 18</div><div>B. 18</div><div>C. 13.25</div><div>D1. 19</div><div>D2. 19.9</div><div>E. 31.25</div><div>F. 22.25</div></div></div><div><div><div><div>Arm Chair</div><div>A. 18</div><div>B. 18</div><div>C. 13.25</div><div>D1. 19</div><div>D2. 19.9</div><div>E. 31.25</div><div>F. 22.25</div><div>G. 8</div><div>H. 10.2</div><div>I. 17.5</div></div></div><div><div><div><div>Counter Stool</div><div>A. 25.5</div><div>B. 16.6</div><div>C. 9</div><div>D1. 18</div><div>D2. 19.2</div><div>E. 34.5</div><div>F. 19.6</div><div>G. 17.9</div></div></div><div><div><div><div>Bar Stool</div><div>A. 30.5</div><div>B. 16.6</div><div>C. 9</div><div>D1. 18</div><div>D2. 19.2</div><div>E. 39.5</div><div>F. 19.6</div><div>G. 17.9</div></div></div></div></div></div></div>	<div><div><div><div>Armless Chair</div><div>A. 18</div><div>B. 18</div><div>C. 13.25</div><div>D1. 19</div><div>D2. 19.9</div><div>E. 31.25</div><div>F. 22.25</div></div></div><div><div><div><div>Arm Chair</div><div>A. 18</div><div>B. 18</div><div>C. 13.25</div><div>D1. 19</div><div>D2. 19.9</div><div>E. 31.25</div><div>F. 22.25</div><div>G. 8</div><div>H. 10.2</div><div>I. 17.5</div></div></div><div><div><div><div>Counter Stool</div><div>A. 25.5</div><div>B. 16.6</div><div>C. 9</div><div>D1. 18</div><div>D2. 19.2</div><div>E. 34.5</div><div>F. 19.6</div><div>G. 17.9</div></div></div><div><div><div><div>Bar Stool</div><div>A. 30.5</div><div>B. 16.6</div><div>C. 9</div><div>D1. 18</div><div>D2. 19.2</div><div>E. 39.5</div><div>F. 19.6</div><div>G. 17.9</div></div></div></div></div></div></div>	<div><div><div><div>Armless Chair, Four Leg Wood</div><div>A. 18</div><div>B. 18</div><div>C. 13.25</div><div>D1. 19</div><div>D2. 19.9</div><div>E. 31.25</div><div>F. 22.25</div></div></div><div><div><div><div>Arm Chair, Four Leg Wood</div><div>A. 18</div><div>B. 18</div><div>C. 13.25</div><div>D1. 19</div><div>D2. 19.9</div><div>E. 31.25</div><div>F. 22.25</div><div>G. 8</div><div>H. 10.2</div><div>I. 17.5</div></div></div><div><div><div><div>Counter Stool, Swivel Wood</div><div>A. 25.5</div><div>B. 16.6</div><div>C. 9</div><div>D1. 18</div><div>D2. 19.2</div><div>E. 34.5</div><div>F. 19.6</div><div>G. 17.9</div></div></div><div><div><div><div>Bar Stool, Swivel Wood</div><div>A. 30.5</div><div>B. 16.6</div><div>C. 9</div><div>D1. 18</div><div>D2. 19.2</div><div>E. 39.5</div><div>F. 19.6</div><div>G. 17.9</div></div></div></div></div></div></div>	<div><div><div><div>Armless Chair, 5-Blade</div><div>A. 16.9 - 21.9</div><div>B. 18</div><div>C. 13.25</div><div>D1. 19</div><div>D2. 29</div><div>E. 29.5 – 34.5</div><div>F. 29</div></div></div><div><div><div><div>Arm Chair, 5-Blade</div><div>A. 18 - 23.5</div><div>B. 18</div><div>C. 13.25</div><div>D1. 19</div><div>D2. 29</div><div>E. 30 - 35</div><div>F. 29</div><div>G. 8</div><div>H. 10.2</div><div>I. 17.5</div></div></div><div><div><div><div>Counter Stool, Swivel Pedestal</div><div>A. 25.5</div><div>B. 16.6</div><div>C. 9</div><div>D1. 18</div><div>D2. 19.2</div><div>E. 34.5</div><div>F. 19.6</div><div>G. 17.9</div></div></div><div><div><div><div>Bar Stool, Swivel Pedestal</div><div>A. 30.5</div><div>B. 16.6</div><div>C. 9</div><div>D1. 18</div><div>D2. 19.2</div><div>E. 39.5</div><div>F. 19.6</div><div>G. 17.9</div></div></div></div></div></div></div>

Underline

SPECIFICATION GUIDE: HOW TO ORDER




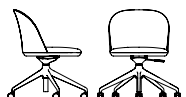
MODEL CODE BREAKDOWN

Sample Model Code: UL1210DFPG1BMCOM

1. Series	2. Style	3. Shell	4. Base	5. Options	6. Caster/Glide	7. Frame Finish	8. Textile	
<div></div>	<div></div>	<div></div>	<div></div>	<div></div>	<div></div>	<div></div>	<div></div>	
<div>UL</div>	<div>1</div>	<div>2</div>	<div>10</div>	<div>DF</div>	<div>PG1</div>	<div>BM</div>	<div>COM</div>	
<div><div>Series</div><div>UL UNDERLINE</div></div>	<div><div>Style</div><div>1 CHAIR 2 STOOL</div></div>	<div><div>Shell</div><div>1 ARMLESS 2 ARM 5 LOW BACK</div></div>	<div><div>Base</div><div>10 CHAIR, FOUR LEG METAL 11 CHAIR, SLED METAL 12 CHAIR, FOUR LEG WOOD 50 CHAIR, 5-BLADE 20 COUNTER STOOL, FOUR LEG METAL 21 COUNTER STOOL, SLED 22 COUNTER STOOL, SWIVEL WOOD 23 COUNTER STOOL, SWIVEL PEDESTAL 30 BAR STOOL, FOUR LEG METAL 31 BAR STOOL, SLED 32 BAR STOOL, SWIVEL WOOD 33 BAR STOOL, SWIVEL PEDESTAL</div></div>	<div><div>Options</div><div>DF DUAL UPHOLSTERY CT CONTRASTING THREAD</div></div>	<div><div>Casters with Hard Wheels</div><div>C1 HARD, BLACK C2 HARD, MILK WITH LIGHT GRAY TIRE C3 HARD, LIGHT GRAY</div><div><div>Casters with Soft Wheels</div><div>CS1 SOFT, BLACK CS2 SOFT, MILK WITH LIGHT GRAY TIRE CS3 SOFT, LIGHT GRAY</div><div><div>Glides</div><div>PG1 PLASTIC GLIDE LIGHT GRAY PG2 PLASTIC GLIDE BLACK FG1 PLASTIC GLIDE LIGHT GRAY WITH FELT PAD FG2 PLASTIC GLIDE BLACK WITH FELT PAD PG PLASTIC NAIL GLIDE FG FELT NAIL GLIDE</div></div></div></div>	<div><div>Standard Powder Coated Metal</div><div>BL BLUE BM BLACK MATTE BR BRASS BT BLACK TWILIGHT CP CHAMPAGNE DB DARK BRONZE DG DARK GRAY DP DUSTY PINK FG FOREST GREEN LG LIGHT GRAY MG MEADOW GREEN MK MILK MS METALLIC SILVER NK NICKEL NV NAVY OR ORANGE PY PALE YELLOW RD RED RO RED ORANGE RR RUSTY RED SB SOFT BLUE SD SAND TC TERRACOTTA TP TAUPE TS TEXTURED SLATE YL YELLOW</div><div><div>Polished Metal</div><div>AL POLISHED ALUMINUM</div></div></div>	<div><div>Wood Finish</div><div>81 WHITE OAK 83 MAPLE 85 WALNUT 87 OPAQUE BLACK</div><div><div>Leather Grades</div><div>COL CUSTOMER'S OWN LEATHER W GRADE W X GRADE X Y GRADE Y E1 GRADE E1 E2 GRADE E2</div><div>Note: Select highest grade in the case of dual upholstery</div></div></div>	<div><div>Textile Grades</div><div>COM CUSTOMER'S OWN MATERIAL A GRADE A B GRADE B C GRADE C D GRADE D E GRADE E F GRADE F G GRADE G H GRADE H I GRADE I J GRADE J K GRADE K L GRADE L M GRADE M</div></div>

Underline

CHAIR: ARMLESS

						COM	COL	Textile Upholstery Grades														Leather Upholstery Grades				
TITLE	SERIES	STYLE	SHELL	BASE	DIMENSIONS	YDG	SQFT	COM	A	B	C	D	E	F	G	H	I	J	K	L	M	W	X	Y	E1	E2
Chair, Armless, Four Leg Metal Base 	UL	1	1	10	20W x 22.25D x 31.25H	1.4	16	846	987	1,064	1,139	1,216	1,294	1,377	1,461	1,560	1,687	1,842	1,994	2,148	2,301	1,159	1,268	1,617	1,839	2,059
Chair, Armless, Sled Metal Frame 	UL	1	1	11	20W x 22.25D x 31.25H	1.4	16	896	1,036	1,113	1,189	1,265	1,343	1,426	1,510	1,610	1,737	1,891	2,043	2,198	2,350	1,209	1,318	1,666	1,888	2,108
Chair, Armless, Four Leg Wood Base 	UL	1	1	12	20W x 22.25D x 31.25H	1.4	16	1,019	1,159	1,236	1,311	1,388	1,466	1,549	1,633	1,733	1,860	2,014	2,166	2,321	2,473	1,331	1,441	1,789	2,011	2,231
Chair, Armless, 5 Blade Base 	UL	1	1	50	29W x 29D x 29.5 - 34.5H	1.4	16	970	1,111	1,188	1,263	1,340	1,418	1,500	1,584	1,684	1,811	1,966	2,118	2,272	2,424	1,283	1,392	1,741	1,962	2,183

To Order Select Below

1. Series/Style/Shell

UL11

Underline Chair, Armless

2. Base

Base

10

CHAIR, FOUR LEG METAL

11

CHAIR, SLED METAL

12

CHAIR, FOUR LEG WOOD

50

CHAIR, 5-BLADE

3. Options

Options

DF

DUAL UPHOLSTERY

CT

CONTRASTING THREAD

4. Caster/Glide

Casters with Hard Wheels

C1

HARD, BLACK

C2

HARD, MILK W/ LIGHT GRAY TIRE

+4

C3

HARD, LIGHT GRAY

+3

Casters with Soft Wheels

CS1

SOFT, BLACK

+9

CS2

SOFT, MILK W/ LIGHT GRAY TIRE

+16

CS3

SOFT, LIGHT GRAY

+15

5. Frame Finish

Standard Powder Coated Metal

BL

BLUE

BM

BLACK MATTE

BR

BRASS

BT

BLACK TWILIGHT

CP

CHAMPAGNE

DB

DARK BRONZE

DG

DARK GRAY

DP

DUSTY PINK

FG

FOREST GREEN

LG

LIGHT GRAY

MG

MEADOW GREEN

MK

MILK

MS

METALLIC SILVER

Polished Metal

AL

POLISHED ALUMINUM

Wood Finish

NK

NICKEL

NV

NAVY

OR

ORANGE

PY

PALE YELLOW

RD

RED

RO

RED ORANGE

RR

RUSTY RED

SB

SOFT BLUE

SD

SAND

TC

TERRACOTTA

TP

TAUPE

TS

TEXTURED SLATE

YL




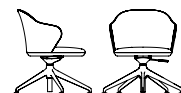
YELLOW

6. Upholstery

See general information section for details on textile program and COM/COL information.

Underline

CHAIR: ARM

						COM	COL	Textile Upholstery Grades															Leather Upholstery Grades				
		SERIES	STYLE	SHELL	BASE	DIMENSIONS	YDG	SQFT	COM	A	B	C	D	E	F	G	H	I	J	K	L	M	W	X	Y	E1	E2
Chair, Arm, Four Leg Metal Base		UL	1	2	10	20W x 22.25D x 31.25H	1.4	18	953	1,112	1,198	1,282	1,369	1,456	1,551	1,645	1,757	1,901	2,074	2,245	2,418	2,589	1,310	1,436	1,833	2,087	2,339
Chair, Arm, Sled Metal Frame		UL	1	2	11	20W x 22.25D x 31.25H	1.4	18	1,004	1,162	1,248	1,332	1,420	1,507	1,601	1,696	1,807	1,951	2,124	2,295	2,469	2,640	1,361	1,487	1,884	2,138	2,390
Chair, Arm, Four Leg Wood Base		UL	1	2	12	20W x 22.25D x 31.25H	1.4	18	1,126	1,284	1,370	1,454	1,541	1,629	1,723	1,818	1,929	2,073	2,246	2,417	2,590	2,762	1,483	1,609	2,006	2,260	2,512
Chair, Arm, 5 Blade Base		UL	1	2	50	29W x 29D x 30 - 35H	1.4	18	1,077	1,236	1,322	1,406	1,493	1,580	1,675	1,769	1,881	2,024	2,198	2,369	2,542	2,713	1,434	1,560	1,957	2,211	2,463

To Order Select Below

1. Series/Style/Shell

UL12

Underline Chair, Arm

2. Base

Base

10

CHAIR, FOUR LEG METAL

11

CHAIR, SLED METAL

12

CHAIR, FOUR LEG WOOD

50

CHAIR, 5-BLADE

3. Options

Options

DF

DUAL UPHOLSTERY

CT

CONTRASTING THREAD

4. Caster/Glide

Casters with Hard Wheels

C1

HARD, BLACK

C2

HARD, MILK W/ LIGHT GRAY TIRE

+4

C3

HARD, LIGHT GRAY

+3

Casters with Soft Wheels

CS1

SOFT, BLACK

+9

CS2

SOFT, MILK W/ LIGHT GRAY TIRE

+16

CS3

SOFT, LIGHT GRAY

+15

5. Frame Finish

Standard Powder Coated Metal

BL

BLUE

BM

BLACK MATTE

BR

BRASS

BT

BLACK TWILIGHT

CP

CHAMPAGNE

DB

DARK BRONZE

DG

DARK GRAY

DP

DUSTY PINK

FG

FOREST GREEN

LG

LIGHT GRAY

MG

MEADOW GREEN

MK

MILK

MS

METALLIC SILVER

Polished Metal

AL

POLISHED ALUMINUM

Wood Finish

81

WHITE OAK

+29

83

MAPLE

85

WALNUT

+63

87

OPAQUE BLACK

+59




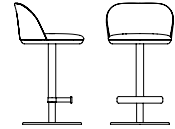
6. Upholstery

See general information section for details on textile program and COM/COL information.

10

Underline

STOOL: COUNTER

						COM	COL	Textile Upholstery Grades															Leather Upholstery Grades				
TITLE	SERIES	STYLE	SHELL	BASE	DIMENSIONS	YDG	SQFT	COM	A	B	C	D	E	F	G	H	I	J	K	L	M	W	X	Y	E1	E2	
Stool, Low Back, Counter Four Leg Metal Base 	UL	2	5	20	19.2W x 19.6D x 34.5H	1.1	14	899	1,022	1,089	1,155	1,222	1,289	1,363	1,436	1,524	1,635	1,770	1,903	2,038	2,170	1,167	1,261	1,559	1,749	1,938	
Stool, Low Back, Counter Sled Frame 	UL	2	5	21	19.2W x 19.6D x 34.5H	1.1	14	864	987	1,054	1,120	1,188	1,255	1,328	1,402	1,489	1,600	1,736	1,868	2,003	2,136	1,132	1,226	1,525	1,715	1,904	
Stool, Low Back, Counter Swivel Wood Base 	UL	2	5	22	19.2W x 19.6D x 34.5H	1.1	14	1,280	1,403	1,470	1,536	1,603	1,671	1,744	1,818	1,905	2,016	2,151	2,284	2,419	2,552	1,548	1,642	1,940	2,130	2,319	
Stool, Low Back, Counter Swivel Pedestal Base 	UL	2	5	23	19.2W x 19.6D x 34.5H	1.1	14	1,717	1,840	1,907	1,973	2,040	2,107	2,181	2,254	2,342	2,453	2,588	2,721	2,856	2,988	1,985	2,079	2,377	2,567	2,756	

To Order Select Below

1. Series/Style/Shell

UL25

Underline Stool, Low Back

2. Base

Base

COUNTER STOOL, FOUR LEG METAL

20

COUNTER STOOL, SLED

21

COUNTER STOOL, SWIVEL WOOD BASE

22

COUNTER STOOL, SWIVEL PEDESTAL

23

3. Options

Options

DF

DUAL UPHOLSTERY

CT

CONTRASTING THREAD

4. Caster/Glide

Casters with Hard Wheels

C1

HARD, BLACK

C2

HARD, MILK W/ LIGHT GRAY TIRE

+4

C3

HARD, LIGHT GRAY

+3

Casters with Soft Wheels

CS1

SOFT, BLACK

+9

CS2

SOFT, MILK W/ LIGHT GRAY TIRE

+16

CS3

SOFT, LIGHT GRAY

+15

Glides

PG1

PLASTIC GLIDE LIGHT GRAY

PG2

PLASTIC GLIDE BLACK

FG1

PLASTIC GLIDE LIGHT GRAY WITH FELT PAD

FG2

PLASTIC GLIDE BLACK WITH FELT PAD

PG

PLASTIC NAIL GLIDE

FG

FELT NAIL GLIDE

5. Frame Finish

Standard Powder Coated Metal

BL

BLUE

BM

BLACK MATTE

BR

BRASS

BT

BLACK TWILIGHT

CP

CHAMPAGNE

DB

DARK BRONZE

DG

DARK GRAY

DP

DUSTY PINK

FG

FOREST GREEN

LG

LIGHT GRAY

MG

MEADOW GREEN

MK

MILK

MS

METALLIC SILVER

Polished Metal

AL

POLISHED ALUMINUM

Wood Finish

NK

NICKEL

NV

NAVY

OR

ORANGE

PY

PALE YELLOW

RD

RED

RO

RED ORANGE

RR

RUSTY RED

SB

SOFT BLUE

SD

SAND

TC

TERRACOTTA

TP

TAUPE

TS

TEXTURED SLATE

YL

YELLOW

See general information section for details on textile program and COM/COL information.





Walnut is not available on stools.

'AL' is unavailable for the Stool Swivel Wood and Swivel Pedestal models.

11

Underline

STOOL: BAR

						COM	COL	Textile Upholstery Grades															Leather Upholstery Grades				
TITLE	SERIES	STYLE	SHELL	BASE	DIMENSIONS	YDG	SQFT	COM	A	B	C	D	E	F	G	H	I	J	K	L	M	W	X	Y	E1	E2	
Stool, Low Back, Bar Four Leg Metal Base 	UL	2	5	30	19.2W x 19.6D x 39.5H	1.1	14	903	1,026	1,093	1,159	1,226	1,294	1,367	1,441	1,528	1,639	1,775	1,907	2,042	2,175	1,171	1,265	1,563	1,754	1,943	
Stool, Low Back, Bar Sled Frame 	UL	2	5	31	19.2W x 19.6D x 39.5H	1.1	14	880	1,003	1,070	1,136	1,203	1,271	1,344	1,418	1,505	1,616	1,751	1,884	2,019	2,151	1,148	1,242	1,540	1,730	1,919	
Stool, Low Back, Bar Swivel Wood Base 	UL	2	5	32	19.2W x 19.6D x 39.5H	1.1	14	1,303	1,426	1,493	1,559	1,626	1,694	1,767	1,841	1,928	2,039	2,175	2,307	2,442	2,575	1,571	1,665	1,964	2,154	2,343	
Stool, Low Back, Bar Swivel Pedestal Base 	UL	2	5	33	19.2W x 19.6D x 39.5H	1.1	14	1,733	1,855	1,923	1,989	2,056	2,123	2,197	2,270	2,357	2,469	2,604	2,736	2,872	3,004	2,000	2,095	2,393	2,583	2,772	

To Order Select Below

1. Series/Style/Shell

UL25

Underline Stool, Low Back

2. Base

Base

BAR STOOL, FOUR LEG METAL

30

BAR STOOL, SLED

31

BAR STOOL, SWIVEL WOOD BASE

32

BAR STOOL, SWIVEL PEDESTAL

33

3. Options

Options

DF

DUAL UPHOLSTERY

CT

CONTRASTING THREAD

4. Caster/Glide

Casters with Hard Wheels

C1

HARD, BLACK

C2

HARD, MILK W/ LIGHT GRAY TIRE

+4

C3

HARD, LIGHT GRAY

+3

Casters with Soft Wheels

CS1

SOFT, BLACK

+9

CS2

SOFT, MILK W/ LIGHT GRAY TIRE

+16

CS3

SOFT, LIGHT GRAY

+15

5. Frame Finish

Standard Powder Coated Metal

BL

BLUE

BM

BLACK MATTE

BR

BRASS

BT

BLACK TWILIGHT

CP

CHAMPAGNE

DB

DARK BRONZE

DG

DARK GRAY

DP

DUSTY PINK

FG

FOREST GREEN

LG

LIGHT GRAY

MG

MEADOW GREEN

MK

MILK

MS

METALLIC SILVER

Polished Metal

AL

POLISHED ALUMINUM

6. Upholstery

Wood Finish

83

MAPLE

81

WHITE OAK

+48

87

OPAQUE BLACK

+59

Walnut is not available on stools.

See general information section for details on textile program and COM/COL information.

'AL' is unavailable for the Stool Swivel Wood and Swivel Pedestal models.

12