stylex

Still Screens

PRICE LIST

Effective November 01, 2023

General Information

GENERAL INFORMATION

Terms
Net 30 days from date of invoice.
FOB Delanco, NJ

Damaged Shipments
All Stylex products are carefully inspected before they are packed in sturdy cartons designed to satisfy shipping requirements. Stylex is not responsible for damage in shipment. The transportation company assumes responsibility for delivering products to you in good condition when the bill of lading is signed. You protect yourself by refusing shipments showing damage or shortage until transportation company has noted on the delivery sheet the extent of damage or shortage. Concealed damage should be reported to the carrier as soon as discovered, but not later than 15 days after receiving shipment.

Return/Restocking Policy
Return shipments will not be accepted unless specifically authorized by Stylex in writing. The Return Authorization number should be clearly marked on the carton. The customer returning Stylex products is responsible for return shipping costs. Merchandise must be returned unused. Returned merchandise is subject to a 35% restocking fee.

Specials/Customs
Modifications to standard products will be considered for large runs. Contact Stylex for more information.

Design Changes
In keeping with modern manufacturing advances, Stylex reserves the right to incorporate minor modifications and design changes in products without notice.

Cancellation Policy
No charge prior to production except for inventory specifically requisitioned to fulfill the particular order. After production has begun, only actual costs incurred, including labor and material, will be billed to the customer.

WARRANTY

Except as provided below, Stylex warrants exclusively to the original Purchaser of our product that all parts, under normal use and service, will be free from defects in workmanship and material for a period of ten (10) years from the date of purchase. “Normal use and service” means that the product will be used in a typical office environment for 40-45 hours per week.

This warranty is subject to the following limitations, exclusions and provisions:

Wood components of plywood stacking chairs
(such as Brooks and Welcome)
5 years

Upholstery
(including mesh used for Click, F4, Insight, and Zephyr Mesh)
3 years

SAVA Mesh
10 years

COM Upholstery
No warranty
Stylex makes every effort to ensure that the COM Upholstery it approves is suitable for the intended use. Nevertheless, we will not warrant, and assume no responsibility for, the durability or tailoring quality of any COM or COL. If you have any concerns about the ultimate appearance of any covering, please order an upholstered sample.

Painted Stack Chair Frames
No Warranty
We will not warrant the finish of painted stack chair frames against damage from stacking. We recommend ordering chrome frames for chairs that will be stacked.

Felt Glides
No warranty
Due to the different surfaces on which felt glides may be used, we cannot warrant their durability over time.

If this product fails during normal use and service within the applicable warranty period (other than through normal wear and tear), please send a description of the relevant part and the nature of the defect, together with proof of purchase of the product, to Stylex at: Customer Service. c/o Stylex, P.O. Box 5038, Delanco, NJ 08075. PLEASE DO NOT RETURN PARTS OR THE PRODUCT TO STYLEX UNLESS INSTRUCTED TO DO SO BY STYLEX. Stylex will, at its option, either repair or replace the product or the part found defective by Stylex completely without charge for materials or labor. Purchaser may be required (at the option of Stylex) to return to Stylex at Purchaser’s expense any defective part with all freight or shipping charges prepaid. The foregoing warranty shall be void if the product has been altered or repaired (other than by Stylex). The warranty does not cover damage to the product caused by accident, neglect, misuse, abuse, modification to the product by anyone other than Stylex or damage caused by use of the product for a purpose other than that for which it was designed. This warranty extends only to the original Purchaser of the product.

No Other Warranties
This warranty is in lieu of all other warranties, expressed or implied, including, but not limited to, implied warranties of merchantability and fitness for a particular purpose. The rights and remedies provided herein are the exclusive rights and remedies of the original purchaser of the product.

No Liability For Damages
In no event shall Stylex or its suppliers be responsible or liable for any special, indirect, consequential, or incidental damages. In no event shall the liability of Stylex exceed the actual purchase price paid to Stylex for the product.

Out of Warranty Products
For all products no longer covered by our warranty, please refer to our Design for Durability and Upgradability Policy. Contact Customer Service if you would like to purchase any replaceable components to further extend the life of any Stylex seating product. This warranty applies to all Stylex products purchased on April 13, 2018, and thereafter.

PRODUCT TAKE BACK PROGRAM

At Stylex, responsible stewardship of our products extends beyond their initial use. Our Product Take Back Program provides a practical solution for the end of our products’ intended life cycle.

Through our partnership with ANEW, a 501(c)(3) nonprofit organization, we offer clients a comprehensive take-back solution for surplus office furniture and materials, regardless of their condition. ANEW’s mission aligns with ours—to connect surplus resources with non-profits, public agencies, and underserved communities, minimizing landfill impact and maximizing corporate social responsibility.

By repurposing surplus items, we strengthen community networks and reduce environmental impact. Stylex proudly supports ANEW, integrating this partnership into our strategic sales strategy since 2014. Learn more at www.anewfound.org.

Initiate a Product Take Back through ANEW by emailing Stylex at info@stylexdesign.com. For additional end-of-life recovery options, refer to our Product Disassembly Instructions and End of Life Recovery Options documents, available in the Resources section of each product on our website. Together, let’s build a sustainable future.

FREIGHT PROGRAM

Stylex offers a Guaranteed Freight Program, which provides the purchaser the ability to determine shipping and handling charges at the time of order. Freight charges will be calculated as a percentage of the net product price and added to the invoice at the time of shipment. The continental United States has been divided into three zones. Please use the map below to determine the freight charges for the product’s destination. There is a minimum freight charge of $150.

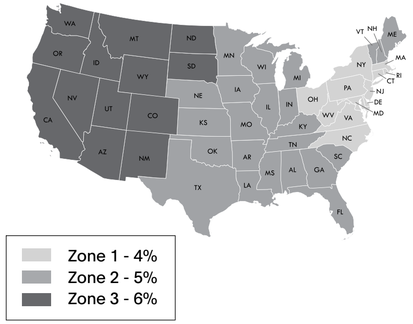

ZONE 1 - 4%	ZONE 2 - 5%	ZONE 3 - 6%
Connecticut	Alabama	Arizona
Delaware	Arkansas	California
New York	Canada, Ontario	Colorado
New Jersey	Canada, Quebec	Idaho
Maryland	Florida	Montana
Massachusetts	Georgia	Nevada
North Carolina	Iowa	New Mexico
Ohio	Illinois	North Dakota
Pennsylvania	Indiana	Oregon
Rhode Island	Kansas	South Dakota
Virginia	Kentucky	Utah
Washington D.C.	Louisiana	Washington
West Virginia	Nebraska	Wyoming
	New Hampshire	
	Oklahoma	**Quote Per Project**
	Maine	Alaska
	Michigan	Hawaii
	Minnesota	Canada
	Missouri	(outside Ontario
	Mississippi	& Quebec)
	South Carolina	Mexico
	Tennessee	
	Texas	
	Vermont	
	Wisconsin	

General Information

TEXTILE PARTNERS & APPROVALS

Textile Partners
To customize your furniture performance needs and design vision, Stylex offers a wide selection of in-graded leathers and textiles from Grades A through Y. We've partnered with leading manufacturers on the options, focusing on color, price, durability, and construction. To view our partners and explore our digital carded program with broadly approved textiles, visit **this page**. We stand by these textiles: They're tried and tested, and will effortlessly fit into any design aesthetic.

Textile Approvals
To view Stylex Approved Textile documents to determine specific product approval status, refer to our Product Tested Textiles documents, available in the Resources section of each product on our website.

CAL 117 AND 133 COMPLIANCE

CAL 117-2013
All Stylex seating satisfies the requirements of CAL 117-2013 so long as one of our standard or in-graded textiles is applied. COM textiles cannot be so guaranteed. Please contact the supplier of COM's directly to determine the fire retardancy of any COM supplied to us.

CAL 133
Most Stylex seating can be ordered to meet the requirements of CAL 133. When ordering, simply specify "CAL 133 compliance required". The upcharge for this option is $54 list per yard. Please refer to the COM yardage of each model to determine the number of yards required. We do frequently require full-scale burn tests in order to certify CAL 133 before an order will be accepted. Such burn tests may increase normal lead times and do carry additional charges. Please contact customer service for details.

CUSTOMER'S OWN MATERIAL/LEATHER

Customer's own material (COM) and customer's own leather (COL) will generally be upholstered at the price designated in each product's price list. Please be advised, however, that we specifically reserve the right to charge a higher price when we determine that special circumstances, such as unusual repeats or challenging materials, present themselves. All orders for custom coverings must be approved by Stylex before they will be accepted for production. To submit proposed textile for approval, please use the COM form **here**.

Special Note:
We assume no responsibility for the durability or tailoring quality of any COM or COL. Directional covers in particular may not meet your satisfaction due to the design of certain products. Please be advised that COM and COL orders are not subject to return. If you have doubts about the ultimate appearance of certain coverings, please order a sample done with that specific COM or COL. In addition, while we inspect textiles for mill imperfections, some are difficult to recognize. We cannot be responsible for defects, color inaccuracies, dye lot variations, or other flaws.

Under no circumstances will we be responsible for COM shortages, flaws, or other such problems. Finally, it is not our responsibility to police the receipt of COM's in order to meet delivery deadlines, and we assume our customers are aware of any undue delay in the shipment of their COM textiles.

COM textile and COL leather should be sent prepaid to:
Stylex
Attn: COM/COL - [Your PO #]
740 Coopertown Road
Delanco, NJ 08075

Clearly mark textile or leather with the dealer's name, purchase order number, and furniture model number of the item to be covered. Actual furniture orders should include the same information, as well as a description of the textile or leather, including pattern and color number, in order to provide a cross reference.

Yardage requirements shown in the price list are based on non-directional goods of 54" width. Textiles less than 54" wide or those requiring matching (stripes, prints, or large patterned designs) call for additional yardage. We will be happy to supply yardage requirements for large quantities where economies may be realized.

Add the following yardage for stripes, plaids, or patterns with repeats:

Textile Width	Plain Textile	2-14" Repeat	15-24" Repeat	25-27" Repeat	28-36" Repeat
54"	0%	10%	15%	20%	25%
50"	10%	20%	25%	30%	35%
48"	15%	25%	30%	35%	40%
45"	40%	50%	55%	60%	65%
36"	50%	60%	65%	70%	75%

COM/COL FORM

To avoid delay in processing COM orders we request that you submit a sample of your COM textile stapled to this form which can be downloaded **here**. If a textile has a stripe or design, the size of the repeat should be indicated. Please indicate the textile supplier's name, textile number, and color. Also indicate the Stylex product on which the textile will be used.

The textile supplier must indicate on his shipping labels the dealer name and purchase order number as well as the Stylex model number.

Please Note:
No order may be entered into production or have a shipping date assigned until all related COM is received at the factory.

CENTER OF STRIPE OR DESIGN

TOP	TOP

1. Size of Repeat
2. Textile Supplier
3. Textile Number
4. Color
5. Stylex Product

Contents

COLORS, MATERIALS, AND FINISHES	5
STATEMENT OF LINE	6
DIMENSIONS	7
LAYOUT RULES	8
POWER	11
HOW TO ORDER	15
UPHOLSTERED SCREENS	17
WOOD SCREENS	27
BASEPLATES AND ACCESSORIES	31

CLICK THE TITLES ABOVE TO NAVIGATE THROUGH THE DOCUMENT
PRODUCT HEADERS ON SUBSEQUENT PAGES LINK BACK TO THIS PAGE

Still Screens

COLORS, MATERIALS, AND FINISHES

POWDER COATED PAINTED METAL

MILK (MK)
SAND (SD)
PALE YELLOW (PY)
YELLOW (YL)
ORANGE (OR)
TERRACOTTA (TC)
RED (RD)
RED ORANGE (RO)
RUSTY RED (RR)

DUSTY PINK (DP)
MEADOW GREEN (MG)
FOREST GREEN (FG)
SOFT BLUE (SB)
BLUE (BL)
NAVY (NV)
LIGHT GRAY (LG)
CHAMPAGNE (CP)
METALLIC SILVER (MS)

NICKEL (NK)
BRASS (BR)
TAUPE (TP)
DARK BRONZE (DB)
DARK GRAY (DG)
TEXTURED SLATE (TS)
BLACK TWILIGHT (BT)
BLACK MATTE (BM)

SOLID WOOD

NATURAL MAPLE (SW83)
OAK (SW81)
WALNUT (SW85)
OPAQUE BLACK (SW87)

Still Screens

SPECIFICATION GUIDE: STATEMENT OF LINE

OVERVIEW	UPHOLSTERED					WOOD		
Screens 48H, 59H, 70H	15W 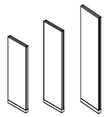	24W 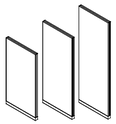	36W 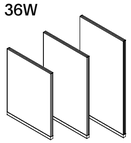	48W 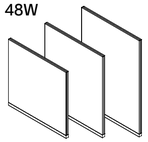		15W 	24W 	36W 
Corners 48H, 59H, 70H	90° Corner 	120° Corner 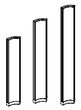	3-Way T 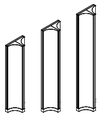	3-Way Y 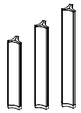	4-Way 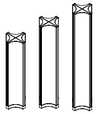	90° Corner 		
Transitions 59H, 70H	15W 							
End Caps 48H, 59H, 70H	8W 							

Bases	Small 	Large 	Large Mid 	
Accessories and Power	White Board 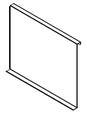	Hook 	Duplex Receptacle 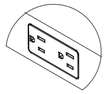	USB 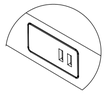

PRODUCT INFORMATION

Design
Fig40

Screens
Upholstered screens are constructed with an internal wood frame. Acoustic insulation is adhered to absorb environmental noise and provide a soft, tackable surface. They are fully upholstered with no visible hardware. Wood screens are constructed of solid oak, maple or walnut and finished in a satin clear water-based finish.

Bases
Bases are constructed of steel plates and equipped with felt glides. Small and Large bases align with the edge of a screen. The Large Mid Base is centered on the joint between two screens. Screens are assembled with adjustable height plastic glides at each end. Glides on straight screens may be replaced with bases (**pg 6**) as needed for stability. See **page 8** for layout rules. Powder coated baseboards snap into place after screens are ganged together in an assembly. Baseboards and bases may be powder coated in one of our 26 colors.

Ganging
Screens are equipped with lower connectors in the baseboard and recessed upper connectors to allow for concealed ganging. As a default, 48"H screens include a single upper connector and 59"H and 70"H screens include two upper connectors per side. Upper connectors may be excluded from one or both sides of a screen for a smooth edge when exposed in an assembly.

Power
Power receptacles are offered in 24"W and larger screens. Two different power receptacles are available - dual USB power ports or dual grounded 3-prong electrical outlets. Both options are available in 3 colors. Refer to Power Information on **pages 11-14**.

Accessories
Coat hooks are constructed of bent steel and may be powder coated in one of our 26 colors. These can be hung anywhere on an upholstered screen. Weight limit 10 lb. Whiteboards are constructed of bent steel and powder coated in a white dry erase finish. These can be hung anywhere on an upholstered screen.

Testing
Manufactured to comply with:
ANSI/BIFMA X5.6 Panel Systems - Tests

Certifications
GREENGUARD Gold
LEVEL® 1, BIFMA's sustainability certification program for furniture

Still Screens

SPECIFICATION GUIDE: DIMENSIONS

DIMENSIONS	UPHOLSTERED					WOOD			
Screens A. Screen Height B. Screen Width C. Screen Thickness 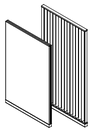	**15W** A. 48, 59, or 70 B. 15 C. 1.875	**24W** A. 48, 59, or 70 B. 24.5 C. 1.875	**36W** A. 48, 59, or 70 B. 36.375 C. 1.875	**48W** A. 48, 59, or 70 B. 48 C. 1.875		**15W** A. 48, 59, or 70 B. 15 C. 1.875	**24W** A. 48, 59, or 70 B. 24.5 C. 1.875	**36W** A. 48, 59, or 70 B. 36.375 C. 1.875	
Corners A. Corner Height B. Corner Length C. Corner Width D. Corner Thickness	**90° Corner** A. 48, 59, or 70 B. 8 C. 8 D. 1.875	**120° Corner** A. 48, 59, or 70 B. 7.3 C. 5.2 D. 1.875	**3-Way T** A. 48, 59, or 70 B. 14.125 C. 8 D. 1.875	**3-Way Y** A. 48, 59, or 70 B. 8.5 C. 8.5 D. 1.875	**4-Way** A. 48, 59, or 70 B. 14 C. 14 D. 1.875	**90° Corner** A. 48, 59, or 70 B. 8 C. 8 D. 1.875			
Transitions A. Transition Height B. Transition Width C. Transition Thickness	**15W** A. 59, or 70 B. 15 C. 1.875								
End Caps A. End Cap Height B. End Cap Width C. End Cap Thickness	**8W** A. 48, 59, or 70 B. 8 C. 1.875								

Bases A. Base Length B. Base Width C. Base Thickness	**Small** A. 14 B. 6 C. 0.18	**Large** A. 18 B. 8.5 C. 0.25	**Large Mid** A. 18 B. 9.25 C. 0.25	
Accessories A. Accessory Height B. Accessory Width C. Accessory Thickness 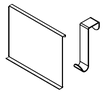	**White Board** A. 29.75 B. 36.375 C. 2.5	**Hook** A. 6.6 B. 1.5 C. 1.5		

Still Screens

SPECIFICATION GUIDE: LAYOUT RULES, LINEAR ASSEMBLIES

LINEAR ASSEMBLIES

General Guidelines
Large baseplates must be installed at each end of a freestanding or linear assembly.

Additional large baseplates are needed along the length of the assembly if it exceeds the maximum length.

All dimensions given are the stated widths of screens, not the measured widths. For layout rule purposes, screen widths are 15", 24", 36", and 48", Transition screens are 15", and Endcaps are 8".

Endcaps must match adjacent screen height.

Baseplate Layout - Large

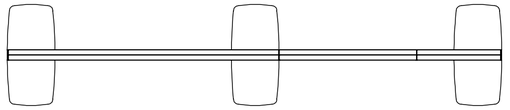

Baseplate Layout - Large Mid

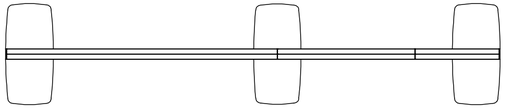

Baseplate Layout - Small

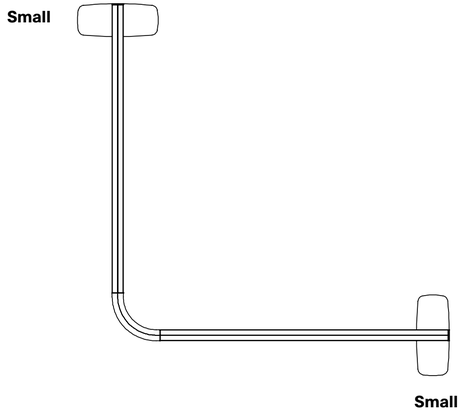

Freestanding Screens
These screens may be used on their own, with Large baseplates:

Upholstered 48H x 36W
Upholstered 48H x 48W
Upholstered 59H x 36W
Upholstered 59H x 48W
Wood 48H x 36W
Wood 59H x 36W

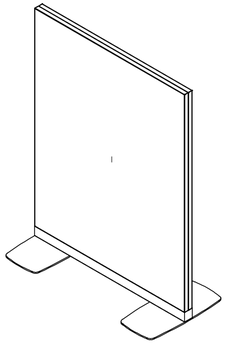

Minimum Length of Linear Assembly

Screen Type/Height	Minimum Length
Upholstered & Wood 48H	**36"**
Upholstered & Wood 59H	**36"**
Upholstered & Wood 70H	**51"***

*70H wood screens must be combined with upholstered screens for linear assemblies.

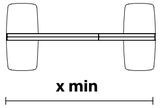

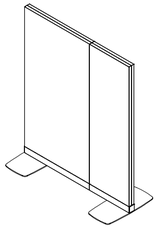

Maximum Length Between Baseplates

Screen Type/Height	Maximum Length
Upholstered 48H	**72"**
Upholstered 59H	**72"**
Upholstered 70H	**63"**
Wood 48H	**60"**
Wood 59H	**51"**
Wood 70H	**51"***

The maximum overall length for a linear assembly is 192".
If a section between baseplates consists of upholstered and wood screens, use the maximum length for wood screens.
If multiple height screens are connected between baseplates, use the maximum length for the tallest screen.

*70H Wood screens cannot be used alone in linear assemblies. When combined with 70H upholstered screens, no more than half of the total length may be Wood screens.

Sample Layout
Large Baseplate:

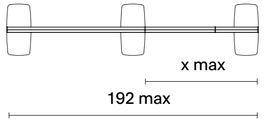

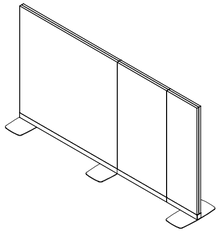

Sample Layout
Large Mid Baseplate:

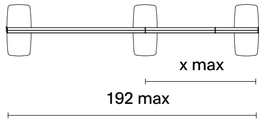

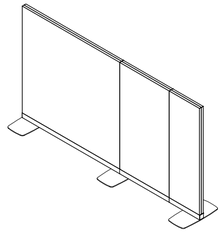

Still Screens

SPECIFICATION GUIDE: LAYOUT RULES, CORNER ASSEMBLIES

CORNER ASSEMBLIES

General Guidelines
Small baseplates may be used instead of large baseplates when a corner is included in an assembly.

Baseplates are required at the end of an assembly when the distance to a corner from that end is 30″ or greater.

Endcaps and corners must match adjacent screen height. All connections on a corner must be used.

All dimensions given are the stated widths of screens, not the measured widths. For layout rule purposes, screen widths are 15″, 24″, 36″, and 48″, Transition screens are 15″, and Endcaps are 8″.

Endcap panels should not be included to meet minimum length requirements in corner panel layouts.

Maximum Length Between Baseplates
The length of screens between baseplates and/or to a corner should not exceed 108".

If a length supported by one corner exceeds 192", large baseplates are required on that segment.

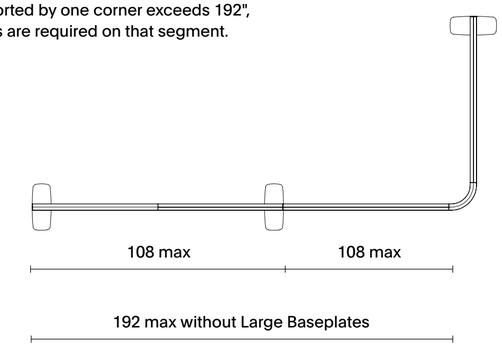

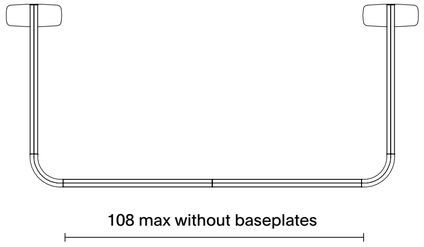

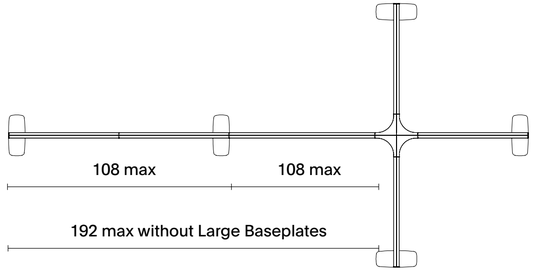

T-Shaped Assemblies

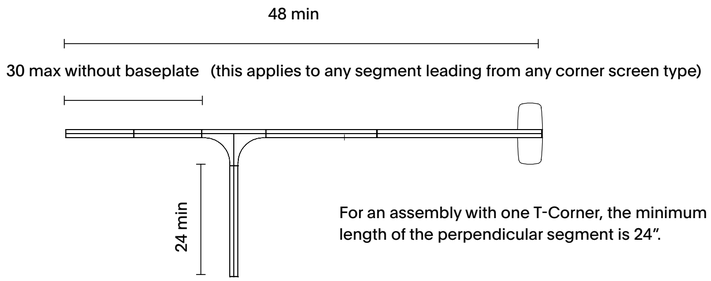

For an assembly with one T-Corner, the minimum length of the perpendicular segment is 24″.

L-Shaped Assemblies
Applications including a 90° or 120° corner

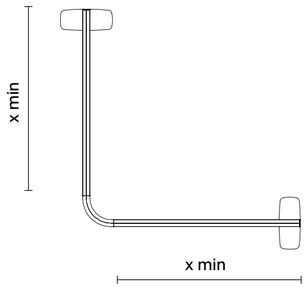

Screen Height	Minimum Length
Upholstered & Wood 48″H	**30″**
Upholstered & Wood 59″H	**30″**
Upholstered & Wood 70″H	**36″**

Minimum lengths are based on the tallest screen in the assembly.

One side of an L-shaped layout may be shorter than the minimum length but Large Bases must be used.

Still Screens

SPECIFICATION GUIDE: LAYOUT RULES, SCREEN HEIGHT AND CONNECTORS

SCREEN HEIGHT AND CONNECTORS

General Guidelines
Corners and endcaps only connect to screens of the same height.

Connector Right (CR) or Connector Left (CL) are specified to eliminate all connectors on a side for a smooth, finished edge.

Low Connector option (LR, LL, LB) is specified on a 59H or 70H screen when connecting to a different height screen.

Connector locations are determined from Side A of a screen.

Sample Connector Selections

See How to Order for connector selection ordering steps.

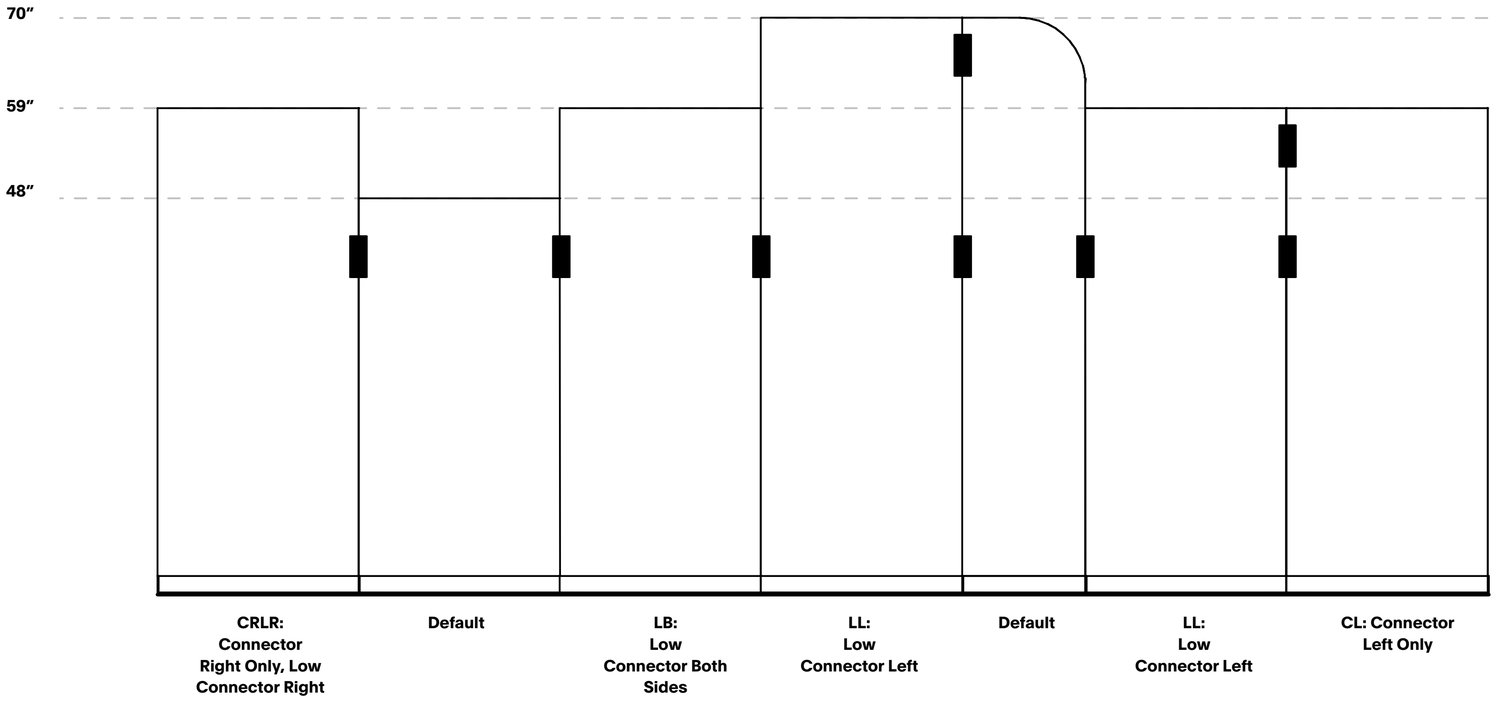

Still Screens

SPECIFICATION GUIDE: POWER

POWER SPECIFICATION

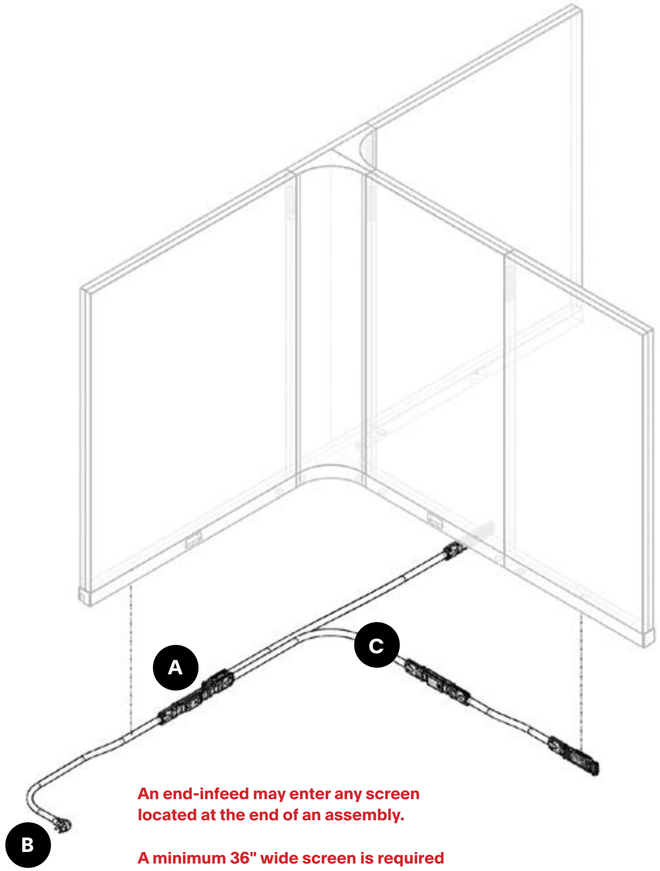

An end-infeed may enter any screen located at the end of an assembly.

A minimum 36" wide screen is required when a corded infeed and receptacle are specified in the same screen.

A hardwired infeed may connect to a receptable in any sized screen.

A. Receptacle Options

Receptacles are offered as both Duplex (3-pronged outlets) or USB power ports. Three color options are available: black, gray, and white. Select these options when configuring a specific screen to include a receptacle in the layout.

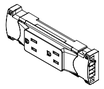

Duplex

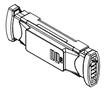

USB

Color Options

B. Infeed Options

Power is supplied to the Still system with one of multiple infeed options. A hardwired infeed is installed by an electrician and connects the system directly to the building's power supply. A corded infeed is also available with a three-pronged plug for connection to a 20amp socket. Multiple infeeds may be used if additional capacity is needed. Refer to your installer and local code requirements to specify the appropriate option.

20amp plug

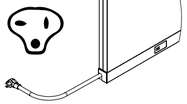

End-Infeed : Corded
UL Recognized

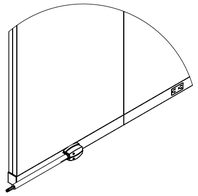

Side-Infeed : Hardwired
UL Listed

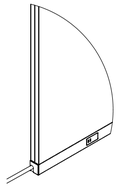

End-Infeed : Hardwired
UL Listed

*not available with liquid-tight conduit

90° Plug

Straight Plug

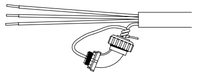

C. Internal Jumper Options

Jumpers are used to connect receptacles within the Still system. Stylex will determine jumper quantities and lengths based on layout and infeed location. Jumper material selection is based on building and local requirements. Please refer to your installer and local code requirements to specify the correct option for your needs.

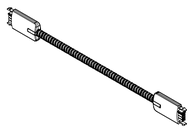

Metal Conduit (Standard)

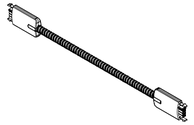

Metal Jacketed Liquid-Tight

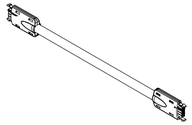

Nonmetallic Liquid-Tight

Still Screens

SPECIFICATION GUIDE: POWER, BENDS AND SPLITS

BENDS AND SPLITS

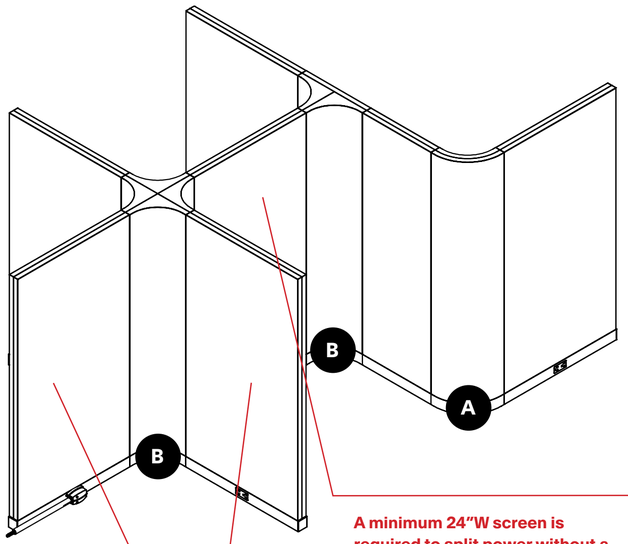

A minimum 24"W screen is required to split power without a receptacle or hardwire infeed.

A minimum 36"W screen is required to split power when connected to a receptacle or side infeed.

Receptacles and side-infeeds may be installed in Still screens 24" or wider. A single device may be installed centered on either side of a screen. Jumpers are sized based on the Still layout and routed within the baseboard to connect receptacles to each other. Stylex will determine necessary jumper lengths and connectors.

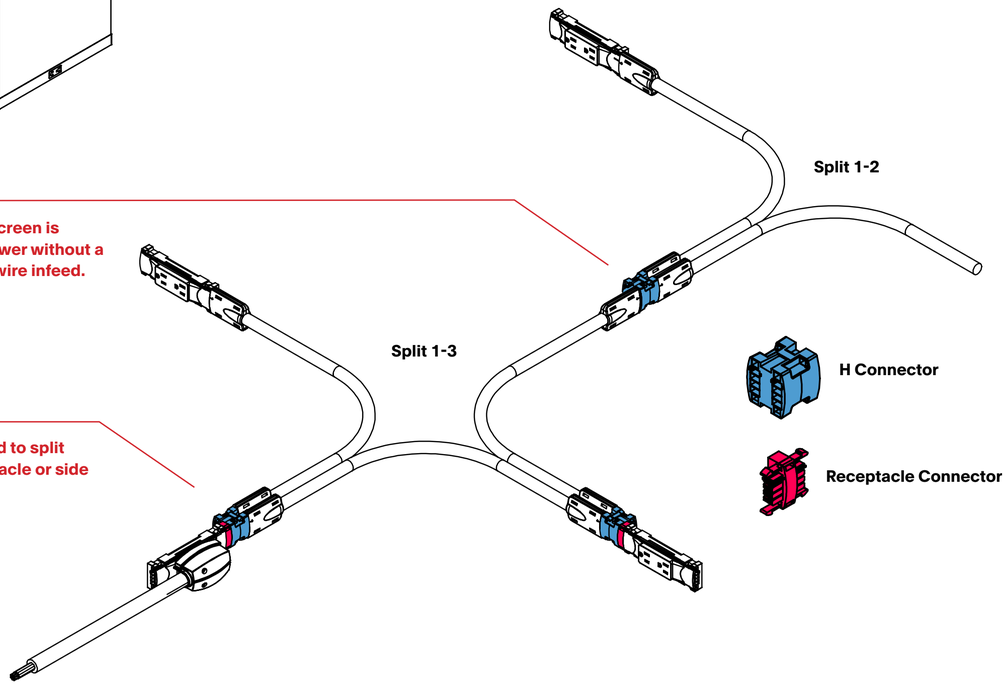

A. Bends at Corners

Jumpers are flexible and may be routed through corners.
90°, 120°, Three-Way and Four-Way Corner screens may implement jumper Bends.

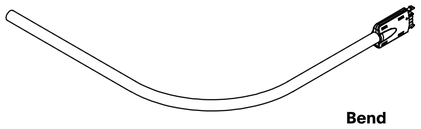

B. Power Split at Three & Four Way Corners

A power system may split in two or three directions to distribute power at corners. An H-Connector must be used in a straight screen to split power, joining two jumpers together. A Receptacle Connector is used to connect a receptacle or Side-infeed to an H-Connector.

Three-Way Corner screens may implement jumper Bends and 1-2 Splits.
Four-Way Corner screens may implement jumper Bends, 1-2 Splits, and 1-3 Splits.

A split must be located in the first screen adjoining a corner or the next screen 24W or greater. A receptacle or baseplate cannot be located between a split and a corner.

Still Screens

SPECIFICATION GUIDE: POWER PRICING

COMPONENT	MODEL OPTIONS	MODEL CODE	(XXX)=LENGTH (IN)	PRICE	DESCRIPTION AND SPECIFICATION GUIDELINES
Infeed - Side/Hardwired		PSB4IHS	072	267	This type of infeed uses 0.5" liquid tight conduit, entering the center of the baseboard on the selected screen. 72" is left exposed, and may be cut to length during installation. Hardwired electrical systems may be wired to 1 or 2 building circuits allowing for a maximum of 26 receptacles. Hardwired Infeed is UL Listed as a Manufactured Wiring System (UL 183)
Infeed - End/Hardwired		PSB4IHE	(XXX)	275	This type of infeed uses metal conduit wrapped in mesh sleeving and enters the end of the screen system with a configurable length up to 72". Hardwired electrical systems may be wired to 1 or 2 building circuits allowing for a maximum of 26 receptacles. Hardwired Infeed is UL Listed as a Manufactured Wiring System (UL 183).
Infeed - End/Corded 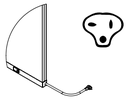	90° Plug	PSB4ICN	*	307	This type of infeed uses metal conduit within the screen system, and enters the end of the screen system with a 17" long corded 20amp plug. It is not available with liquid-tight conduit. Corded systems may only be connected to 1 circuit allowing for a maximum of 13 receptacles. Corded Infeed is UL Recognized as an Office Furnishing Accessory (UL 1286)
	Straight Plug	PSB4ICS	*	198	*Stylex will determine this specification, and customer service will enter the required length in inches as the last characters in the model code.
Receptacle - Duplex	Duplex Black	PSB4DB1 / PSB4DB2		245	Each Duplex receptacle has two 3-prong outlets. There is a 13 Duplex Receptacle limit on 1 circuit systems for each infeed. The limit is increased to 26 on 2 circuit systems. The last digit in the model code indicates the circuit number.
	Duplex Gray	PSB4DG1 / PSB4DG2		253	
	Duplex White	PSB4DW1 / PSB4DW2		253	
Receptacle - USB	USB Black	PSB4URB1		401	Each USB receptacle has 2 USB power ports. There is a 13 USB Receptacle limit for each infeed, even on 2 circuit systems. The last digit in the model code indicates the circuit number.
	USB Gray	PSB4URG1		421	
	USB White	PSB4URW1		421	
Jumpers	Metal Conduit	PSB4JMC	(xxx)	2/inch	Jumper material selection is based on building and local requirements. Please refer to your installer and local code requirements to specify the correct option for your needs. Jumper pricing is based on the total length of screens with power in a Still layout. Add up the width of screens that have receptacles, jumpers, and infeeds; enter the total in inches as the last 3 characters in the model code selected. This cost will represent the price for all jumpers in a layout. Stylex will determine actual jumper quantities and individual lengths based on layout and infeed location. Exact screen widths are 15", 24.5", 36.375", and 48". For power pricing purposes use the following widths: 15", 24", 36", and 48"
	Non-Metallic Liquid Tight Conduit	PSB4JLT	(xxx)	2/inch	
	Metallic Liquid Tight Conduit	PSB4JLM	(xxx)	2/inch	
Bends and Splits	Bend	PSB4STB		40	Bends and Splits occur when jumpers go through Corner Screens. Irrespective of the corner screen: If power is routed in 2 directions, it is considered a Bend. If power is routed in 3 directions, it is considered a Split 1-2. If power is routed in 4 directions, it is considered a Split 1-3. Add up each instance of bends and splits that jumpers run through. Each type has a specific price based on required internal components. Stylex will determine actual parts and quantities needed to create the layout.
	Split 1-2	PSB4ST2		108	
	Split 1-3	PSB4ST3		245	

To Order Select Below

1. Select Infeed type.

2. Select Receptacle type and quantity.

3. Add up screen widths that have Receptacles, Jumpers, and Infeeds.

4. Add Bends and Splits

Please refer to each component description for specific instructions and guidelines.

Still Screens

SPECIFICATION GUIDE: POWER LAYOUT EXAMPLE

EXAMPLE

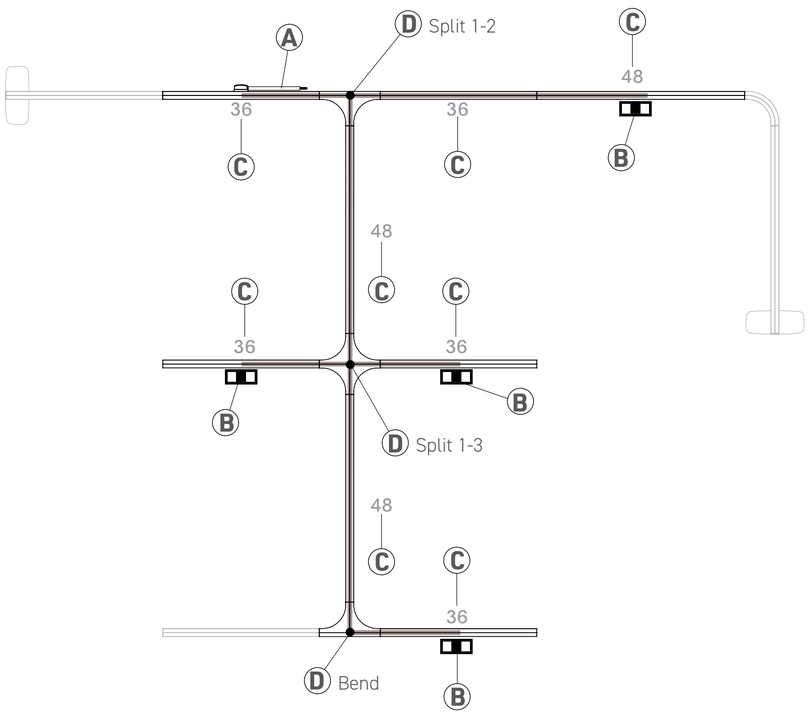

	SPECIFICATION STEPS	COMPONENT	MODEL OPTIONS	MODEL CODE	PRICE	QTY	EXTENDED COST
A	**Step 1** Identify infeed location and type. Please follow the specification guidelines on **page 13**.	**Infeed Hardwired, Side**		PSB4IHS072	267	1	267
B	**Step 2** Identify receptacle locations and select options and quantities. Please follow the specification guidelines on **page 13**.	**Receptacle Duplex**	Duplex Black	PSB4DB1	245	2	490
		Receptacle USB	USB Black	PSB4URB	401	2	802
C	**Step 3** Add up screen widths with power and select which jumper type is appropriate based on the specification guidelines on **page 13**. Exact screen widths are 15", 24.5", 36.375", and 48". For power pricing purposes use the following widths: 15", 24", 36", and 48". Ex. (36" x qty. 5) + (48" x qty. 3) = 324"	**Jumper**	Liquid Tight	PSB4JLT324	2/inch	324	648
D	**Step 4** Add up each bend and split that jumpers are routed through. Please follow the specification guidelines on **page 13**.	**Bends and Splits**	Bend	PSB4STB	40	1	40
			Split 1-2	PSB4ST2	108	1	108
			Split 1-4	PSB4ST3	245	1	245
						TOTAL COST	**2,600**

To Order Select Below

1. Select Infeed type.

2. Select Receptacle type and quantity.

3. Add up screen widths that have Receptacles, Jumpers, and Infeeds.

4. Add Bends and Splits

Please refer to each component description for specific instructions and guidelines.

Still Screens

SPECIFICATION GUIDE: HOW TO ORDER

MODEL CODE BREAKDOWN - SCREENS

Sample Model Code: STU01H59W36CLBLPACOM

1. Series — **ST**

Series

ST	STILL

2. Model — **U01**

Model

Upholstered Screen

U01	UPHOLSTERED SCREEN
U02	TRANSITION, RADIUS
U10	END CAP, RADIUS
U20	90 DEGREE CORNER
U21	120 DEGREE CORNER
U22	3-WAY T CORNER
U23	3-WAY Y CORNER
U24	4-WAY CORNER

Wood Screen

W01	WOOD SCREEN
W02	90 DEGREE CORNER

3. Height — **H59**

Height

H48	48”H
H59	59”H
H70	70”H

4. Width — **W36**

Width

W15	15”W
W24	24”W
W36	36”W
W48	48”W

Note: W48 only available for Upholstered Screens

5. Connector Position — **CL**

Connector Position

CL	LEFT CONNECTOR ONLY
CR	RIGHT CONNECTOR ONLY
~	BOTH CONNECTORS
LL	LOW CONNECTOR, LEFT
LR	LOW CONNECTOR, RIGHT
LB	LOW CONNECTOR, BOTH
CF	NO CONNECTOR

6. Powder Coat Finish — **BL**

Powder Coat Finish

Standard Powder Coat

BL	BLUE
BM	BLACK MATTE
BR	BRASS
BT	BLACK TWILIGHT
CP	CHAMPAGNE
DB	DARK BRONZE
DG	DARK GRAY
DP	DUSTY PINK
FG	FOREST GREEN
LG	LIGHT GRAY
MG	MEADOW GREEN
MK	MILK
MS	METALLIC SILVER
NK	NICKLE
NV	NAVY
OR	ORANGE
PY	PALE YELLOW
RD	RED
RO	RED ORANGE
RR	RUSTY RED
SB	SOFT BLUE
SD	SAND
TC	TERRACOTTA
TP	TAUPE
TS	TEXTURED SLATE
YL	YELLOW

7. Power Options — **PA**

Power Options

PA	POWER POSITION A
PB	POWER POSITION B
~	NO POWER
PS	POWER SPLIT
IE	INFEED END

8. Textile/Wood Finish — **COM**

Textile Grades

COM	CUSTOMER’S OWN MATERIAL
A	GRADE A
B	GRADE B
C	GRADE C
D	GRADE D
E	GRADE E
F	GRADE F
G	GRADE G
H	GRADE H
I	GRADE I
J	GRADE J
K	GRADE K
L	GRADE L
M	GRADE M

Wood Finish

SW81	OAK
SW83	NATURAL MAPLE
SW85	WALNUT
SW87	OPAQUE BLACK

Still Screens

SPECIFICATION GUIDE: HOW TO ORDER

MODEL CODE BREAKDOWN - BASES & ACCESSORIES

Sample Model Code: STB01BL

1. Series	2. Model	3. Powder Coat Finish
ST	**B01**	**BL**

Series

ST STILL

Model

Base

B01 SMALL BASE
B02 LARGE BASE
B03 LARGE BASE, MID

Accessories

A01 COAT HOOK
A02 WHITE BOARD

Note: White board only available in dry erase paint.

Powder Coat Finish

Standard Powder Coat

BL BLUE
BM BLACK MATTE
BR BRASS
BT BLACK TWILIGHT
CP CHAMPAGNE
DB DARK BRONZE
DG DARK GRAY
DP DUSTY PINK
FG FOREST GREEN
LG LIGHT GRAY
MG MEADOW GREEN
MK MILK
MS METALLIC SILVER
NK NICKLE
NV NAVY
OR ORANGE
PY PALE YELLOW
RD RED
RO RED ORANGE
RR RUSTY RED
SB SOFT BLUE
SD SAND
TC TERRACOTTA
TP TAUPE
TS TEXTURED SLATE
YL YELLOW

Still Screens

UPHOLSTERED SCREENS: 48IN HEIGHT

TITLE	SERIES	MODEL	HEIGHT	WIDTH	DIMENSIONS	YDG	Textile Upholstery Grades COM	A	B	C	D	E	F	G	H	I	J	K	L	M
Upholstered Screen, 48in Height, 15in Width	ST	U01	H48	W15	15W x 1.88D x 48H	1.7	864	981	1,045	1,106	1,169	1,233	1,302	1,371	1,454	1,558	1,686	1,811	1,938	2,064
Upholstered Screen, 48in Height, 24in Width	ST	U01	H48	W24	24.5W x 1.88D x 48H	3.3	995	1,227	1,356	1,478	1,605	1,733	1,871	2,010	2,174	2,384	2,639	2,890	3,144	3,394
Upholstered Screen, 48in Height, 36in Width	ST	U01	H48	W36	36.4W x 1.88D x 48H	3.3	1,225	1,458	1,586	1,709	1,836	1,962	2,102	2,241	2,406	2,615	2,869	3,120	3,375	3,626
Upholstered Screen, 48in Height, 48in Width	ST	U01	H48	W48	48W x 1.88D x 48H	3.3	1,275	1,507	1,634	1,758	1,885	2,012	2,150	2,290	2,454	2,664	2,918	3,169	3,422	3,674

To Order Select Below

1. Series/Model/Height

STU01H48

Still Upholstered Screen, 48in Height

2. Width

Width

W15	15" W
W24	24" W
W36	36" W
W48	48" W

3. Connectors

Connectors

CL	LEFT CONNECTOR ONLY
CR	RIGHT CONNECTOR ONLY
CF	NO CONNECTOR

A connector is considered Left or Right when facing Side A. 48in screens include low connectors on both sides as a default. CF - No Connector is not available on all sizes. Refer to **pages 8-10** for layout rules.

4. Powder Coat Finish

Standard Powder Coated Metal

BL	BLUE
BM	BLACK MATTE
BR	BRASS
BT	BLACK TWILIGHT
CP	CHAMPAGNE
DB	DARK BRONZE
DG	DARK GRAY
DP	DUSTY PINK
FG	FOREST GREEN
LG	LIGHT GRAY
MG	MEADOW GREEN
MK	MILK
MS	METALLIC SILVER
NK	NICKEL
NV	NAVY
OR	ORANGE
PY	PALE YELLOW
RD	RED
RO	RED ORANGE
RR	RUSTY RED
SB	SOFT BLUE
SD	SAND
TC	TERRACOTTA
TP	TAUPE
TS	TEXTURED SLATE
YL	YELLOW

5. Power

Power

PA	POWER POSITION A
PB	POWER POSITION B
PS	POWER SPLIT
IE	INFEED END

Refer to **pages 11-14** for an explanation of Power Selection.

PS is only required when power is splitting in a 24"W screen.

6. Upholstery

Upholstery

See general information section for details on textile program and COM/COL information.

Still textiles must be applied up the roll.

For tackablity, please confirm your textile is tackable directly with the manufacturer.

Still Screens

UPHOLSTERED SCREENS: 59IN HEIGHT

TITLE		SERIES	MODEL	HEIGHT	WIDTH	DIMENSIONS	YDG	Textile Upholstery Grades COM	A	B	C	D	E	F	G	H	I	J	K	L	M
Upholstered Screen, 59in Height, 15in Width		ST	U01	H59	W15	15W x 1.88D x 59H	2.2	918	1,072	1,157	1,238	1,323	1,408	1,500	1,593	1,703	1,843	2,012	2,180	2,349	2,517
Upholstered Screen, 59in Height, 24in Width		ST	U01	H59	W24	24.5W x 1.88D x 59H	3.9	1,084	1,356	1,504	1,647	1,796	1,944	2,106	2,267	2,460	2,704	3,001	3,293	3,590	3,883
Upholstered Screen, 59in Height, 36in Width		ST	U01	H59	W36	36.4W x 1.88D x 59H	3.9	1,335	1,605	1,755	1,898	2,046	2,195	2,356	2,518	2,710	2,954	3,251	3,544	3,841	4,134
Upholstered Screen, 59in Height, 48in Width		ST	U01	H59	W48	48W x 1.88D x 59H	3.9	1,393	1,663	1,812	1,956	2,104	2,253	2,415	2,577	2,768	3,014	3,311	3,603	3,900	4,193

To Order Select Below

1. Series/Model/Height

STU01H59

Still Upholstered Screen, 59in Height

2. Width

	Width
W15	15" W
W24	24" W
W36	36" W
W48	48" W

3. Connectors

	Connectors
CL	LEFT CONNECTOR ONLY
CR	RIGHT CONNECTOR ONLY
LL	LOW CONNECTOR, LEFT
LR	LOW CONNECTOR, RIGHT
LB	LOW CONNECTOR, BOTH
CF	NO CONNECTOR

A connector is considered Left or Right when facing Side A. 59in screens include two upper connectors per side as a default. "Low Connector" is specified when connecting to a different height screen. CF - No Connector is not available on all sizes. Refer to **pages 8-10** for layout rules.

4. Powder Coat Finish

Standard Powder Coated Metal

BL	BLUE
BM	BLACK MATTE
BR	BRASS
BT	BLACK TWILIGHT
CP	CHAMPAGNE
DB	DARK BRONZE
DG	DARK GRAY
DP	DUSTY PINK
FG	FOREST GREEN
LG	LIGHT GRAY
MG	MEADOW GREEN
MK	MILK
MS	METALLIC SILVER
NK	NICKEL
NV	NAVY
OR	ORANGE
PY	PALE YELLOW
RD	RED
RO	RED ORANGE
RR	RUSTY RED
SB	SOFT BLUE
SD	SAND
TC	TERRACOTTA
TP	TAUPE
TS	TEXTURED SLATE
YL	YELLOW

5. Power

	Power
PA	POWER POSITION A
PB	POWER POSITION B
PS	POWER SPLIT
IE	INFEED END

Refer to **pages 11-14** for an explanation of Power Selection.

PS is only required when power is splitting in a 24"W screen.

6. Upholstery

Upholstery

See general information section for details on textile program and COM/COL information.

Still textiles must be applied up the roll.

For tackablity, please confirm your textile is tackable directly with the manufacturer.

Still Screens

UPHOLSTERED SCREENS: 70IN HEIGHT

TITLE		SERIES	MODEL	HEIGHT	WIDTH	DIMENSIONS	YDG	Textile Upholstery Grades COM	A	B	C	D	E	F	G	H	I	J	K	L	M
Upholstered Screen, 70in Height, 15in Width		ST	U01	H70	W15	15W x 1.88D x 70H	2.8	995	1,189	1,295	1,399	1,504	1,611	1,725	1,841	1,978	2,153	2,365	2,574	2,785	2,995
Upholstered Screen, 70in Height, 24in Width		ST	U01	H70	W24	24.5W x 1.88D x 70H	5.0	1,159	1,507	1,698	1,883	2,074	2,265	2,472	2,680	2,926	3,241	3,624	3,999	4,381	4,758
Upholstered Screen, 70in Height, 36in Width		ST	U01	H70	W36	36.4W x 1.88D x 70H	5.0	1,454	1,801	1,993	2,178	2,368	2,560	2,767	2,975	3,221	3,535	3,918	4,293	4,676	5,051
Upholstered Screen, 70in Height, 48in Width	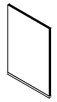	ST	U01	H70	W48	48W x 1.88D x 70H	5.0	1,537	1,886	2,078	2,263	2,453	2,643	2,852	3,060	3,306	3,620	4,002	4,379	4,761	5,136

To Order Select Below

1. Series/Model/Height

STU01H70

Still Upholstered Screen, 70in Height

2. Width

Width

W15	15" W
W24	24" W
W36	36" W
W48	48" W

3. Connectors

Connectors

CL	LEFT CONNECTOR ONLY
CR	RIGHT CONNECTOR ONLY
LL	LOW CONNECTOR, LEFT
LR	LOW CONNECTOR, RIGHT
LB	LOW CONNECTOR, BOTH

A connector is considered Left or Right when facing Side A. 70in screens include two upper connectors per side as a default. "Low Connector" is specified when connecting to a lower height screen. Refer to **pages 8-10** for layout rules.

4. Powder Coat Finish

Standard Powder Coated Metal

BL	BLUE
BM	BLACK MATTE
BR	BRASS
BT	BLACK TWILIGHT
CP	CHAMPAGNE
DB	DARK BRONZE
DG	DARK GRAY
DP	DUSTY PINK
FG	FOREST GREEN
LG	LIGHT GRAY
MG	MEADOW GREEN
MK	MILK
MS	METALLIC SILVER
NK	NICKEL
NV	NAVY
OR	ORANGE
PY	PALE YELLOW
RD	RED
RO	RED ORANGE
RR	RUSTY RED
SB	SOFT BLUE
SD	SAND
TC	TERRACOTTA
TP	TAUPE
TS	TEXTURED SLATE
YL	YELLOW

5. Power

Power

PA	POWER POSITION A
PB	POWER POSITION B
PS	POWER SPLIT
IE	INFEED END

Refer to **pages 11-14** for an explanation of Power Selection.

PS is only required when power is splitting in a 24"W screen.

6. Upholstery

Upholstery

See general information section for details on textile program and COM/COL information.

Still textiles must be applied up the roll.

For tackablity, please confirm your textile is tackable directly with the manufacturer.

Still Screens

UPHOLSTERED SCREENS: TRANSITIONS

TITLE	SERIES	MODEL	HEIGHT	WIDTH	DIMENSIONS	YDG	Textile Upholstery Grades COM	A	B	C	D	E	F	G	H	I	J	K	L	M
Upholstered Screen, 59in Height, Transition	ST	U02	H59	W15	8W x 1.88D x 59H	2.2	918	1,072	1,157	1,238	1,323	1,408	1,500	1,593	1,703	1,843	2,012	2,180	2,349	2,517
Upholstered Screen, 70in Height, Transition	ST	U02	H70	W15	8W x 1.88D x 70H	2.8	989	1,182	1,288	1,391	1,498	1,603	1,719	1,834	1,972	2,146	2,358	2,567	2,779	2,988

To Order Select Below

1. Series/Model/Height

STU02H59

Still Upholstered Screen, 59in Height, Transition

STU02H70

Still Upholstered Screen, 70in Height, Transition

2. Width

Width

W15	15" W

3. Connectors

Connectors

CL	LEFT CONNECTOR ONLY
LL	LOW CONNECTOR, LEFT

The radius is on the right side when facing Side A.

Specify "LL" when connecting to a different height screen on the left.

59H and 70H Transition Screens have a single low connector on the right side as a default. "LR" and "LB" are not available.

4. Powder Coat Finish

Standard Powder Coated Metal

BL	BLUE
BM	BLACK MATTE
BR	BRASS
BT	BLACK TWILIGHT
CP	CHAMPAGNE
DB	DARK BRONZE
DG	DARK GRAY
DP	DUSTY PINK
FG	FOREST GREEN
LG	LIGHT GRAY
MG	MEADOW GREEN
MK	MILK
MS	METALLIC SILVER
NK	NICKEL
NV	NAVY
OR	ORANGE
PY	PALE YELLOW
RD	RED
RO	RED ORANGE
RR	RUSTY RED
SB	SOFT BLUE
SD	SAND
TC	TERRACOTTA
TP	TAUPE
TS	TEXTURED SLATE
YL	YELLOW

5. Power

Power

IE	INFEED END (CORDED)

Refer to **pages 11-14** for an explanation of Power Selection.

PS is only required when power is splitting in a 24"W screen.

6. Upholstery

Upholstery

See general information section for details on textile program and COM/COL information.

Still textiles must be applied up the roll.

For tackablity, please confirm your textile is tackable directly with the manufacturer.

Still Screens

UPHOLSTERED SCREENS: END CAP

TITLE	SERIES	MODEL	HEIGHT	WIDTH	DIMENSIONS	YDG	Textile Upholstery Grades COM	A	B	C	D	E	F	G	H	I	J	K	L	M
Upholstered Screen, 48in Height, End Cap	ST	U10	H48		8W x 1.88D x 48H	1.7	537	652	715	778	841	905	974	1,044	1,126	1,231	1,358	1,484	1,611	1,736
Upholstered Screen, 59in Height, End Cap	ST	U10	H59		8W x 1.88D x 59H	2.2	573	728	813	896	981	1,065	1,158	1,250	1,360	1,499	1,670	1,836	2,007	2,172
Upholstered Screen, 70in Height, End Cap	ST	U10	H70		8W x 1.88D x 70H	2.8	608	800	907	1,009	1,116	1,221	1,337	1,452	1,590	1,764	1,976	2,185	2,397	2,606

To Order Select Below

1. Series/Model/Height

STU10H48

Still Upholstered Screen, 48in Height, End Cap

STU10H59

Still Upholstered Screen, 59in Height, End Cap

STU10H70

Still Upholstered Screen, 70in Height, End Cap

2. Connectors

No Connectors Required

The radius is on the right side when facing Side A. Refer to **pages 8-10** for layout rules.

3. Powder Coat Finish

Standard Powder Coated Metal

BL	BLUE	NK	NICKEL
BM	BLACK MATTE	NV	NAVY
BR	BRASS	OR	ORANGE
BT	BLACK TWILIGHT	PY	PALE YELLOW
CP	CHAMPAGNE	RD	RED
DB	DARK BRONZE	RO	RED ORANGE
DG	DARK GRAY	RR	RUSTY RED
DP	DUSTY PINK	SB	SOFT BLUE
FG	FOREST GREEN	SD	SAND
LG	LIGHT GRAY	TC	TERRACOTTA
MG	MEADOW GREEN	TP	TAUPE
MK	MILK	TS	TEXTURED SLATE
MS	METALLIC SILVER	YL	YELLOW

4. Power

Power

IE INFEED END (CORDED)

Refer to **pages 11-14** for an explanation of Power Selection.

PS is only available when powered in the roll. Still textiles must be applied up the roll. in a 24"W screen.

Endcaps are not tackable.

5. Upholstery

Upholstery

See general information section for details on textile program and COM/COL information.

Still textiles must be applied up the roll.

For tackablity, please confirm your textile is tackable directly with the manufacturer.

Still Screens

UPHOLSTERED SCREENS: 90 DEGREE CORNER

							Textile Upholstery Grades													
TITLE	SERIES	MODEL	HEIGHT	WIDTH	DIMENSIONS	YDG	COM	A	B	C	D	E	F	G	H	I	J	K	L	M
Upholstered Screen, 48in Height, 90 Degree	ST	U20	H48		8W x 8D x 48H	1.7	788	903	967	1,029	1,092	1,156	1,224	1,294	1,377	1,481	1,608	1,734	1,861	1,987
Upholstered Screen, 59in Height, 90 Degree	ST	U20	H59		8W x 8D x 59H	2.2	948	1,103	1,188	1,271	1,356	1,440	1,532	1,624	1,734	1,873	2,043	2,210	2,380	2,547
Upholstered Screen, 70in Height, 90 Degree	ST	U20	H70		8W x 8D x 70H	2.8	988	1,181	1,287	1,390	1,496	1,602	1,718	1,832	1,970	2,144	2,356	2,566	2,778	2,987

To Order Select Below

1. Series/Model/Height

STU20H48

Still Upholstered Screen, 48in Height, 90° Corner

STU20H59

Still Upholstered Screen, 59in Height,90° Corner

STU20H70

Still Upholstered Screen, 70in Height, 90° Corner

2. Connectors

No Connectors Required

Refer to **pages 8-10** for layout rules.

3. Powder Coat Finish

Standard Powder Coated Metal

BL	BLUE	NK	NICKEL
BM	BLACK MATTE	NV	NAVY
BR	BRASS	OR	ORANGE
BT	BLACK TWILIGHT	PY	PALE YELLOW
CP	CHAMPAGNE	RD	RED
DB	DARK BRONZE	RO	RED ORANGE
DG	DARK GRAY	RR	RUSTY RED
DP	DUSTY PINK	SB	SOFT BLUE
FG	FOREST GREEN	SD	SAND
LG	LIGHT GRAY	TC	TERRACOTTA
MG	MEADOW GREEN	TP	TAUPE
MK	MILK	TS	TEXTURED SLATE
MS	METALLIC SILVER	YL	YELLOW

4. Power

Power

IE	INFEED END (CORDED)

Refer to **pages 11-14** for an explanation of Power Selection.

PS is only available when power is splitting in a 24"W screen.

Still textiles must be applied up the roll.

Corners are not tackable.

5. Upholstery

Upholstery

See general information section for details on textile program and COM/COL information.

Still textiles must be applied up the roll.

For tackablity, please confirm your textile is tackable directly with the manufacturer.

Still Screens

UPHOLSTERED SCREENS: 120 DEGREE CORNER

TITLE	SERIES	MODEL	HEIGHT	WIDTH	DIMENSIONS	YDG	Textile Upholstery Grades COM	A	B	C	D	E	F	G	H	I	J	K	L	M
Upholstered Screen, 48in Height, 120 Degree	ST	U21	H48		5.2W x 7.3D x 48H	1.7	722	838	902	964	1,027	1,091	1,160	1,230	1,313	1,416	1,544	1,670	1,797	1,923
Upholstered Screen, 59in Height, 120 Degree	ST	U21	H59		5.2W x 7.3D x 59H	2.2	833	987	1,072	1,154	1,238	1,323	1,416	1,508	1,618	1,758	1,928	2,095	2,265	2,432
Upholstered Screen, 70in Height, 120 Degree	ST	U21	H70		5.2W x 7.3D x 70H	2.8	870	1,064	1,171	1,274	1,379	1,486	1,600	1,716	1,853	2,028	2,240	2,449	2,661	2,870

To Order Select Below

1. Series/Model/Height

STU21H48

Still Upholstered Screen, 48in Height, 120° Corner

STU21H59

Still Upholstered Screen, 59in Height,120° Corner

STU21H70

Still Upholstered Screen, 70in Height, 120° Corner

2. Connectors

No Connectors Required

Refer to **pages 8-10** for layout rules.

3. Powder Coat Finish

Standard Powder Coated Metal

BL	BLUE	NK	NICKEL
BM	BLACK MATTE	NV	NAVY
BR	BRASS	OR	ORANGE
BT	BLACK TWILIGHT	PY	PALE YELLOW
CP	CHAMPAGNE	RD	RED
DB	DARK BRONZE	RO	RED ORANGE
DG	DARK GRAY	RR	RUSTY RED
DP	DUSTY PINK	SB	SOFT BLUE
FG	FOREST GREEN	SD	SAND
LG	LIGHT GRAY	TC	TERRACOTTA
MG	MEADOW GREEN	TP	TAUPE
MK	MILK	TS	TEXTURED SLATE
MS	METALLIC SILVER	YL	YELLOW

4. Power

Power

IE	INFEED END (CORDED)

Refer to **pages 11-14** for an explanation of Power Selection.

PS is only available when powered in the roll. Still textiles must be applied up the roll. in a 24"W screen.

Corners are not tackable.

5. Upholstery

Upholstery

See general information section for details on textile program and COM/COL information.

Still textiles must be applied up the roll.

For tackablity, please confirm your textile is tackable directly with the manufacturer.

Still Screens

UPHOLSTERED SCREENS: 3-WAY T CORNER

TITLE	SERIES	MODEL	HEIGHT	WIDTH	DIMENSIONS	YDG	Textile Upholstery Grades COM	A	B	C	D	E	F	G	H	I	J	K	L	M
Upholstered Screen, 48in Height, 3-Way T	ST	U22	H48		8W x 14.13D x 48H	1.7	1,176	1,293	1,357	1,418	1,481	1,545	1,614	1,683	1,766	1,870	1,998	2,123	2,250	2,376
Upholstered Screen, 59in Height, 3-Way T	ST	U22	H59		8W x 14.13D x 59H	2.2	1,412	1,568	1,651	1,734	1,819	1,904	1,996	2,087	2,198	2,337	2,507	2,674	2,844	3,010
Upholstered Screen, 70in Height, 3-Way T	ST	U22	H70		8W x 14.13D x 70H	2.8	1,476	1,671	1,776	1,880	1,986	2,092	2,207	2,323	2,460	2,634	2,847	3,056	3,267	3,476

To Order Select Below

1. Series/Model/Height

STU22H48

Still Upholstered Screen, 48in Height, 3-Way T

STU22H59

Still Upholstered Screen, 59in Height, 3-Way T

STU22H70

Still Upholstered Screen, 70in Height, 3-Way T

2. Connectors

No Connectors Required

Refer to **pages 8-10** for layout rules.

3. Powder Coat Finish

Standard Powder Coated Metal

BL	BLUE	NK	NICKEL
BM	BLACK MATTE	NV	NAVY
BR	BRASS	OR	ORANGE
BT	BLACK TWILIGHT	PY	PALE YELLOW
CP	CHAMPAGNE	RD	RED
DB	DARK BRONZE	RO	RED ORANGE
DG	DARK GRAY	RR	RUSTY RED
DP	DUSTY PINK	SB	SOFT BLUE
FG	FOREST GREEN	SD	SAND
LG	LIGHT GRAY	TC	TERRACOTTA
MG	MEADOW GREEN	TP	TAUPE
MK	MILK	TS	TEXTURED SLATE
MS	METALLIC SILVER	YL	YELLOW

4. Power

Power

IE	INFEED END (CORDED)

Refer to **pages 11-14** for an explanation of Power Selection.

PS is only available when powered in the roll. Still textiles must be applied up the roll. in a 24"W screen.

Corners are not tackable.

5. Upholstery

Upholstery

See general information section for details on textile program and COM/COL information.

Still textiles must be applied up the roll.

For tackablity, please confirm your textile is tackable directly with the manufacturer.

Still Screens

UPHOLSTERED SCREENS: 3-WAY Y CORNER

TITLE	SERIES	MODEL	HEIGHT	WIDTH	DIMENSIONS	YDG	Textile Upholstery Grades COM	A	B	C	D	E	F	G	H	I	J	K	L	M
Upholstered Screen, 48in Height, 3-Way Y	ST	U23	H48		8.5W x 8.5D x 48H	1.7	1,124	1,239	1,304	1,365	1,429	1,492	1,561	1,631	1,714	1,818	1,945	2,071	2,198	2,324
Upholstered Screen, 59in Height, 3-Way Y	ST	U23	H59		8.5W x 8.5D x 59H	2.2	1,271	1,424	1,509	1,592	1,676	1,761	1,854	1,946	2,056	2,196	2,366	2,533	2,703	2,869
Upholstered Screen, 70in Height, 3-Way Y	ST	U23	H70		8.5W x 8.5D x 70H	2.8	1,331	1,525	1,631	1,733	1,840	1,945	2,060	2,177	2,313	2,489	2,700	2,909	3,121	3,330

To Order Select Below

1. Series/Model/Height

STU23H48

Still Upholstered Screen, 48in Height, 3-Way Y

STU23H59

Still Upholstered Screen, 59in Height, 3-Way Y

STU23H70

Still Upholstered Screen, 70in Height, 3-Way Y

2. Connectors

No Connectors Required

Refer to **pages 8-10** for layout rules.

3. Powder Coat Finish

Standard Powder Coated Metal

BL	BLUE	NK	NICKEL
BM	BLACK MATTE	NV	NAVY
BR	BRASS	OR	ORANGE
BT	BLACK TWILIGHT	PY	PALE YELLOW
CP	CHAMPAGNE	RD	RED
DB	DARK BRONZE	RO	RED ORANGE
DG	DARK GRAY	RR	RUSTY RED
DP	DUSTY PINK	SB	SOFT BLUE
FG	FOREST GREEN	SD	SAND
LG	LIGHT GRAY	TC	TERRACOTTA
MG	MEADOW GREEN	TP	TAUPE
MK	MILK	TS	TEXTURED SLATE
MS	METALLIC SILVER	YL	YELLOW

4. Power

Power

IE	INFEED END (CORDED)

Refer to **pages 11-14** for an explanation of Power Selection.

PS is only available when powered up the roll. in a 24"W screen.

Still textiles must be applied up the roll.

Corners are not tackable.

5. Upholstery

Upholstery

See general information section for details on textile program and COM/COL information.

Still textiles must be applied up the roll.

For tackablity, please confirm your textile is tackable directly with the manufacturer.

Still Screens

UPHOLSTERED SCREENS: 4-WAY CORNER

TITLE	SERIES	MODEL	HEIGHT	WIDTH	DIMENSIONS	YDG	Textile Upholstery Grades COM	A	B	C	D	E	F	G	H	I	J	K	L	M
Upholstered Screen, 48in Height, 4-Way	ST	U24	H48		14W x 14D x 48H	2.2	1,587	1,742	1,826	1,909	1,994	2,079	2,170	2,263	2,372	2,512	2,682	2,849	3,019	3,186
Upholstered Screen, 59in Height, 4-Way	ST	U24	H59		14W x 14D x 59H	2.8	1,877	2,071	2,178	2,280	2,385	2,492	2,607	2,722	2,859	3,033	3,246	3,456	3,668	3,876
Upholstered Screen, 70in Height, 4-Way	ST	U24	H70		14W x 14D x 70H	2.8	1,962	2,157	2,263	2,367	2,472	2,579	2,693	2,809	2,946	3,121	3,333	3,542	3,754	3,964

To Order Select Below

1. Series/Model/Height

STU24H48

Still Upholstered Screen, 48in Height, 4-Way

STU24H59

Still Upholstered Screen, 59in Height, 4-Way

STU24H70

Still Upholstered Screen, 70in Height, 4-Way

2. Connectors

No Connectors Required

Refer to **pages 8-10** for layout rules.

3. Powder Coat Finish

Standard Powder Coated Metal

BL	BLUE	NK	NICKEL
BM	BLACK MATTE	NV	NAVY
BR	BRASS	OR	ORANGE
BT	BLACK TWILIGHT	PY	PALE YELLOW
CP	CHAMPAGNE	RD	RED
DB	DARK BRONZE	RO	RED ORANGE
DG	DARK GRAY	RR	RUSTY RED
DP	DUSTY PINK	SB	SOFT BLUE
FG	FOREST GREEN	SD	SAND
LG	LIGHT GRAY	TC	TERRACOTTA
MG	MEADOW GREEN	TP	TAUPE
MK	MILK	TS	TEXTURED SLATE
MS	METALLIC SILVER	YL	YELLOW

4. Power

Power

IE	INFEED END (CORDED)

Refer to **pages 11-14** for an explanation of Power Selection.

PS is only available when power is applied up the roll. Still textiles must be applied up the roll. in a 24"W screen.

Corners are not tackable.

5. Upholstery

Upholstery

See general information section for details on textile program and COM/COL information.

Still textiles must be applied up the roll.

For tackablity, please confirm your textile is tackable directly with the manufacturer.

Still Screens

WOOD SCREENS: 48IN HEIGHT

TITLE	SERIES	MODEL	HEIGHT	WIDTH	DIMENSIONS	Solid Wood PRICE
Wood Screen, 48in Height, 15in Width	ST	W01	H48	W15	15W x 1.88D x 48H	1,394
Wood Screen, 48in Height, 24in Width	ST	W01	H48	W24	24.5W x 1.88D x 48H	1,895
Wood Screen, 48in Height, 36in Width	ST	W01	H48	W36	36.4W x 1.88D x 48H	2,548

To Order Select Below

1. Series/Model/Height

STW01H48

Still Wood Screen, 48in Height

2. Width

	Width
W15	15" W
W24	24" W
W36	36" W

3. Connectors

	Connectors
CL	LEFT CONNECTOR ONLY
CR	RIGHT CONNECTOR ONLY
CF	NO CONNECTOR

A connector is considered Left or Right when facing Side A. 48in screens include low connectors on both sides as a default. CF - No Connector is not available on all sizes. Refer to **pages 8-10** for layout rules.

4. Powder Coat Finish

Standard Powder Coated Metal

BL	BLUE
BM	BLACK MATTE
BR	BRASS
BT	BLACK TWILIGHT
CP	CHAMPAGNE
DB	DARK BRONZE
DG	DARK GRAY
DP	DUSTY PINK
FG	FOREST GREEN
LG	LIGHT GRAY
MG	MEADOW GREEN
MK	MILK
MS	METALLIC SILVER
NK	NICKEL
NV	NAVY
OR	ORANGE
PY	PALE YELLOW
RD	RED
RO	RED ORANGE
RR	RUSTY RED
SB	SOFT BLUE
SD	SAND
TC	TERRACOTTA
TP	TAUPE
TS	TEXTURED SLATE
YL	YELLOW

5. Power

	Power
PA	POWER POSITION A
PB	POWER POSITION B
PS	POWER SPLIT
IE	INFEED END

Refer to **pages 11-14** for an explanation of Power Selection.

PS is only required when power is splitting in a 24"W screen.

6. Wood Finish

	Wood Finish	**15W**	**24W**	**36W**
SW81	OAK			
SW83	NATURAL MAPLE			
SW85	WALNUT	**+210**	**+327**	**+475**
SW87	OPAQUE BLACK			

Still Screens

WOOD SCREENS: 59IN HEIGHT

TITLE		SERIES	MODEL	HEIGHT	WIDTH	DIMENSIONS	Solid Wood PRICE
Wood Screen, 59in Height, 15in Width		ST	W01	H59	W15	15W x 1.88D x 59H	1,520
Wood Screen, 59in Height, 24in Width		ST	W01	H59	W24	24.5W x 1.88D x 59H	2,085
Wood Screen, 59in Height, 36in Width		ST	W01	H59	W36	36.4W x 1.88D x 59H	2,819

To Order Select Below

1. Series/Model/Height

STW01H59	**Still Wood Screen, 59in Height**

2. Width

Width	
W15	15" W
W24	24" W
W36	36" W

3. Connectors

Connectors	
CL	LEFT CONNECTOR ONLY
CR	RIGHT CONNECTOR ONLY
LL	LOW CONNECTOR, LEFT
LR	LOW CONNECTOR, RIGHT
LB	LOW CONNECTOR, BOTH
CF	NO CONNECTOR

A connector is considered Left or Right when facing Side A. 59in screens include two upper connectors per side as a default. "Low Connector" is specified when connecting to a different height screen. CF - No Connector is not available on all sizes. Refer to **X** for layout rules.

4. Powder Coat Finish

Standard Powder Coated Metal			
BL	BLUE	NK	NICKEL
BM	BLACK MATTE	NV	NAVY
BR	BRASS	OR	ORANGE
BT	BLACK TWILIGHT	PY	PALE YELLOW
CP	CHAMPAGNE	RD	RED
DB	DARK BRONZE	RO	RED ORANGE
DG	DARK GRAY	RR	RUSTY RED
DP	DUSTY PINK	SB	SOFT BLUE
FG	FOREST GREEN	SD	SAND
LG	LIGHT GRAY	TC	TERRACOTTA
MG	MEADOW GREEN	TP	TAUPE
MK	MILK	TS	TEXTURED SLATE
MS	METALLIC SILVER	YL	YELLOW

5. Power

Power	
PA	POWER POSITION A
PB	POWER POSITION B
PS	POWER SPLIT
IE	INFEED END

Refer to **pages 11-14** for an explanation of Power Selection.

PS is only required when power is splitting in a 24"W screen.

6. Wood Finish

		15W	24W	36W
Wood Finish				
SW81	OAK			
SW83	NATURAL MAPLE			
SW85	WALNUT	**+274**	**+434**	**+636**
SW87	OPAQUE BLACK			

Still Screens

WOOD SCREENS: 70IN HEIGHT

TITLE		SERIES	MODEL	HEIGHT	WIDTH	DIMENSIONS	Solid Wood PRICE
Wood Screen, 70in Height, 15in Width		ST	W01	H70	W15	15W x 1.88D x 70H	1,663
Wood Screen, 70in Height, 24in Width		ST	W01	H70	W24	24.5W x 1.88D x 70H	2,321
Wood Screen, 70in Height, 36in Width		ST	W01	H70	W36	36.4W x 1.88D x 70H	3,166

To Order Select Below

1. Series/Model/Height

STW01H70	**Still Wood Screen, 70in Height**

2. Width

	Width
W15	15" W
W24	24" W
W36	36" W

3. Connectors

	Connectors
CL	LEFT CONNECTOR ONLY
CR	RIGHT CONNECTOR ONLY
LL	LOW CONNECTOR, LEFT
LR	LOW CONNECTOR, RIGHT
LB	LOW CONNECTOR, BOTH

A connector is considered Left or Right when facing Side A. 70in screens include two upper connectors per side as a default. "Low Connector" is specified when connecting to a lower height screen. Refer to **pages 8-10** for layout rules.

4. Powder Coat Finish

Standard Powder Coated Metal

BL	BLUE	NK	NICKEL
BM	BLACK MATTE	NV	NAVY
BR	BRASS	OR	ORANGE
BT	BLACK TWILIGHT	PY	PALE YELLOW
CP	CHAMPAGNE	RD	RED
DB	DARK BRONZE	RO	RED ORANGE
DG	DARK GRAY	RR	RUSTY RED
DP	DUSTY PINK	SB	SOFT BLUE
FG	FOREST GREEN	SD	SAND
LG	LIGHT GRAY	TC	TERRACOTTA
MG	MEADOW GREEN	TP	TAUPE
MK	MILK	TS	TEXTURED SLATE
MS	METALLIC SILVER	YL	YELLOW

5. Power

	Power
PA	POWER POSITION A
PB	POWER POSITION B
PS	POWER SPLIT
IE	INFEED END

Refer to **pages 11-14** for an explanation of Power Selection.

PS is only required when power is splitting in a 24"W screen.

6. Wood Finish

	Wood Finish	**15W**	**24W**	**36W**
SW81	OAK			
SW83	NATURAL MAPLE			
SW85	WALNUT	**+345**	**+537**	**+780**
SW87	OPAQUE BLACK			

Still Screens

WOOD SCREENS: 90 DEGREE CORNER

TITLE	SERIES	MODEL	HEIGHT	WIDTH	DIMENSIONS	Solid Wood PRICE
Wood Screen, 48in Height, 90 Degree Corner	ST	W02	H48		8W x 8D x 48H	1,150
Wood Screen, 59in Height, 90 Degree Corner	ST	W02	H59		8W x 8D x 59H	1,245
Wood Screen, 70in Height, 90 Degree Corner	ST	W02	H70		8W x 8D x 70H	1,345

To Order Select Below

1. Series/Model/Height

STW02H48

Still Wood Screen, 48in Height, 90° Corner

STW02H59

Still Wood Screen, 59in Height,90° Corner

STW02H70

Still Wood Screen, 70in Height, 90° Corner

2. Connectors

No Connectors Required

Refer to **pages 8-10** for layout rules.

3. Powder Coat Finish

Standard Powder Coated Metal

BL	BLUE	NK	NICKEL
BM	BLACK MATTE	NV	NAVY
BR	BRASS	OR	ORANGE
BT	BLACK TWILIGHT	PY	PALE YELLOW
CP	CHAMPAGNE	RD	RED
DB	DARK BRONZE	RO	RED ORANGE
DG	DARK GRAY	RR	RUSTY RED
DP	DUSTY PINK	SB	SOFT BLUE
FG	FOREST GREEN	SD	SAND
LG	LIGHT GRAY	TC	TERRACOTTA
MG	MEADOW GREEN	TP	TAUPE
MK	MILK	TS	TEXTURED SLATE
MS	METALLIC SILVER	YL	YELLOW

4. Wood Finish

	Wood Finish	**48H**	**59H**	**70H**
SW81	OAK			
SW83	NATURAL MAPLE			
SW85	WALNUT	**+177**	**+216**	**+272**
SW87	OPAQUE BLACK			

Still Screens

BASEPLATES AND ACCESSORIES

TITLE	SERIES	MODEL	DIMENSIONS	PRICE
Base, Small	ST	B01	6W x 14D x 0.18H	123
Base, Large	ST	B02	8.5W x 18D x 0.25H	148
Base, Large Mid	ST	B03	9.25W x 18D x 0.25H	148
Accessories, Hook	ST	A01	1.5W x 1.5D x 6.6H	38
Accessories, Whiteboard	ST	A02	36.38W x 2.5D x 29.75H	780

To Order Select Below

1. Series/Model

STB01	SMALL BASEPLATE
STB02	LARGE BASEPLATE
STB03	LARGE MID BASEPLATE
STA01	COAT HOOK
STA02	WHITE BOARD

The White Board is only available in dry erase paint.
Refer to **pages 8-10** for layout rules.

2. Powder Coat Finish

Standard Powder Coated Metal

BL	BLUE
BM	BLACK MATTE
BR	BRASS
BT	BLACK TWILIGHT
CP	CHAMPAGNE
DB	DARK BRONZE
DG	DARK GRAY
DP	DUSTY PINK
FG	FOREST GREEN
LG	LIGHT GRAY
MG	MEADOW GREEN
MK	MILK
MS	METALLIC SILVER
NK	NICKEL
NV	NAVY
OR	ORANGE
PY	PALE YELLOW
RD	RED
RO	RED ORANGE
RR	RUSTY RED
SB	SOFT BLUE
SD	SAND
TC	TERRACOTTA
TP	TAUPE
TS	TEXTURED SLATE
YL	YELLOW