

**stylex**

**Adorn**

PRICE LIST

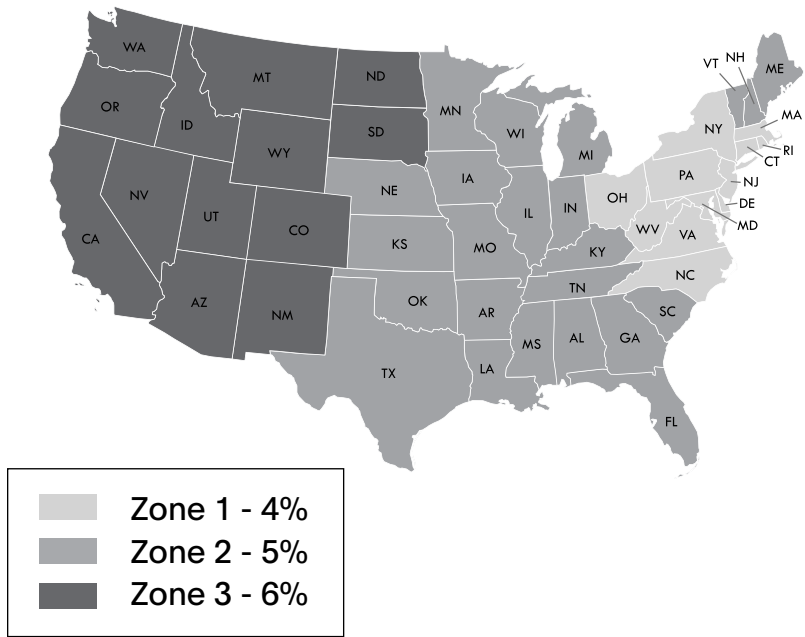
Effective November 01, 2023

# General Information

GENERAL INFORMATION
<b>Terms</b> Net 30 days from date of invoice. FOB Delanco, NJ
<b>Damaged Shipments</b> All Stylex products are carefully inspected before they are packed in sturdy cartons designed to satisfy shipping requirements. Stylex is not responsible for damage in shipment. The transportation company assumes responsibility for delivering products to you in good condition when the bill of lading is signed. You protect yourself by refusing shipments showing damage or shortage until transportation company has noted on the delivery sheet the extent of damage or shortage. Concealed damage should be reported to the carrier as soon as discovered, but not later than 15 days after receiving shipment.
<b>Return/Restocking Policy</b> Return shipments will not be accepted unless specifically authorized by Stylex in writing. The Return Authorization number should be clearly marked on the carton. The customer returning Stylex products is responsible for return shipping costs. Merchandise must be returned unused. Returned merchandise is subject to a 35% restocking fee.
<b>Specials/Customs</b> Modifications to standard products will be considered for large runs. Contact Stylex for more information.
<b>Design Changes</b> In keeping with modern manufacturing advances, Stylex reserves the right to incorporate minor modifications and design changes in products without notice.
<b>Cancellation Policy</b> No charge prior to production except for inventory specifically requisitioned to fulfill the particular order. After production has begun, only actual costs incurred, including labor and material, will be billed to the customer.

WARRANTY
Except as provided below, Stylex warrants exclusively to the original Purchaser of our product that all parts, under normal use and service, will be free from defects in workmanship and material for a period of ten (10) years from the date of purchase. “Normal use and service” means that the product will be used in a typical office environment for 40-45 hours per week.
This warranty is subject to the following limitations, exclusions and provisions:
<b>Wood components of plywood stacking chairs</b> (such as Brooks and Welcome) 5 years
<b>Upholstery</b> (including mesh used for Click, F4, Insight, and Zephyr Mesh) 3 years
<b>SAVA Mesh</b> 10 years
<b>COM Upholstery</b> No warranty Stylex makes every effort to ensure that the COM Upholstery it approves is suitable for the intended use. Nevertheless, we will not warrant, and assume no responsibility for, the durability or tailoring quality of any COM or COL. If you have any concerns about the ultimate appearance of any covering, please order an upholstered sample.
<b>Painted Stack Chair Frames</b> No Warranty We will not warrant the finish of painted stack chair frames against damage from stacking. We recommend ordering chrome frames for chairs that will be stacked.
<b>Felt Glides</b> No warranty Due to the different surfaces on which felt glides may be used, we cannot warrant their durability over time.
If this product fails during normal use and service within the applicable warranty period (other than through normal wear and tear), please send a description of the relevant part and the nature of the defect, together with proof of purchase of the product, to Stylex at: Customer Service. c/o Stylex, P.O. Box 5038, Delanco, NJ 08075. PLEASE DO NOT RETURN PARTS OR THE PRODUCT TO STYLEX UNLESS INSTRUCTED TO DO SO BY STYLEX. Stylex will, at its option, either repair or replace the product or the part found defective by Stylex completely without charge for materials or labor. Purchaser may be required (at the option of Stylex) to return to Stylex at Purchaser’s expense any defective part with all freight or shipping charges prepaid. The foregoing warranty shall be void if the product has been altered or repaired (other than by Stylex). The warranty does not cover damage to the product caused by accident, neglect, misuse, abuse, modification to the product by anyone other than Stylex or damage caused by use of the product for a purpose other than that for which it was designed. This warranty extends only to the original Purchaser of the product.
<b>No Other Warranties</b> This warranty is in lieu of all other warranties, expressed or implied, including, but not limited to, implied warranties of merchantability and fitness for a particular purpose. The rights and remedies provided herein are the exclusive rights and remedies of the original purchaser of the product.
<b>No Liability For Damages</b> In no event shall Stylex or its suppliers be responsible or liable for any special, indirect, consequential, or incidental damages. In no event shall the liability of Stylex exceed the actual purchase price paid to Stylex for the product.
<b>Out of Warranty Products</b> For all products no longer covered by our warranty, please refer to our Design for Durability and Upgradability Policy. Contact Customer Service if you would like to purchase any replaceable components to further extend the life of any Stylex seating product. This warranty applies to all Stylex products purchased on April 13, 2018, and thereafter.

PRODUCT TAKE BACK PROGRAM				
<p>At Stylex, responsible stewardship of our products extends beyond their initial use. Our Product Take Back Program provides a practical solution for the end of our products’ intended life cycle.</p> <p>Through our partnership with ANEW, a 501(c)(3) nonprofit organization, we offer clients a comprehensive take-back solution for surplus office furniture and materials, regardless of their condition. ANEW’s mission aligns with ours—to connect surplus resources with non-profits, public agencies, and underserved communities, minimizing landfill impact and maximizing corporate social responsibility.</p>		<p>By repurposing surplus items, we strengthen community networks and reduce environmental impact. Stylex proudly supports ANEW, integrating this partnership into our strategic sales strategy since 2014. Learn more at <a href="http://www.anewfound.org">www.anewfound.org</a>.</p> <p>Initiate a Product Take Back through ANEW by emailing Stylex at <a href="mailto:info@stylexdesign.com">info@stylexdesign.com</a>. For additional end-of-life recovery options, refer to our Product Disassembly Instructions and End of Life Recovery Options documents, available in the Resources section of each product on our website. Together, let’s build a sustainable future.</p>		
FREIGHT PROGRAM		ZONE 1 - 4%	ZONE 2 - 5%	ZONE 3 - 6%
<p>Stylex offers a Guaranteed Freight Program, which provides the purchaser the ability to determine shipping and handling charges at the time of order. Freight charges will be calculated as a percentage of the net product price and added to the invoice at the time of shipment. The continental United States has been divided into three zones. Please use the map below to determine the freight charges for the product’s destination. There is a minimum freight charge of \$150.</p> <div><div><div>Zone 1 - 4%</div><div>Zone 2 - 5%</div><div>Zone 3 - 6%</div></div></div>		<p>Connecticut Delaware New York New Jersey Maryland Massachusetts North Carolina Ohio Pennsylvania Rhode Island Virginia Washington D.C. West Virginia</p>	<p>Alabama Arkansas Canada, Ontario Canada, Quebec Florida Georgia Iowa Illinois Indiana Kansas Kentucky Louisiana Nebraska New Hampshire Oklahoma Maine Michigan Minnesota Missouri Mississippi South Carolina Tennessee Texas Vermont Wisconsin</p>	<p>Arizona California Colorado Idaho Montana Nevada New Mexico North Dakota Oregon South Dakota Utah Washington Wyoming</p> <p><b>Quote Per Project</b> Alaska Hawaii Canada (outside Ontario &amp; Quebec) Mexico</p>



# General Information

## TEXTILE PARTNERS & APPROVALS

**Textile Partners**  
To customize your furniture performance needs and design vision, Stylex offers a wide selection of in-graded leathers and textiles from Grades A through Y. We’ve partnered with leading manufacturers on the options, focusing on color, price, durability, and construction. To view our partners and explore our digital carded program with broadly approved textiles, visit **this page**. We stand by these textiles: They’re tried and tested, and will effortlessly fit into any design aesthetic.

**Textile Approvals**  
To view Stylex Approved Textile documents to determine specific product approval status, refer to our Product Tested Textiles documents, available in the Resources section of each product on our website.

## CAL 117 AND 133 COMPLIANCE

**CAL 117-2013**  
All Stylex seating satisfies the requirements of CAL 117-2013 so long as one of our standard or in-graded textiles is applied. COM textiles cannot be so guaranteed. Please contact the supplier of COM’s directly to determine the fire retardancy of any COM supplied to us.

**CAL 133**  
Most Stylex seating can be ordered to meet the requirements of CAL 133. When ordering, simply specify “CAL 133 compliance required”. The upcharge for this option is \$54 list per yard. Please refer to the COM yardage of each model to determine the number of yards required. We do frequently require full-scale burn tests in order to certify CAL 133 before an order will be accepted. Such burn tests may increase normal lead times and do carry additional charges. Please contact customer service for details.

## CUSTOMER’S OWN MATERIAL/LEATHER

Customer’s own material (COM) and customer’s own leather (COL) will generally be upholstered at the price designated in each product’s price list. Please be advised, however, that we specifically reserve the right to charge a higher price when we determine that special circumstances, such as unusual repeats or challenging materials, present themselves. All orders for custom coverings must be approved by Stylex before they will be accepted for production. To submit proposed textile for approval, please use the COM form **here**.

**Special Note:**  
We assume no responsibility for the durability or tailoring quality of any COM or COL. Directional covers in particular may not meet your satisfaction due to the design of certain products. Please be advised that COM and COL orders are not subject to return. If you have doubts about the ultimate appearance of certain coverings, please order a sample done with that specific COM or COL. In addition, while we inspect textiles for mill imperfections, some are difficult to recognize. We cannot be responsible for defects, color inaccuracies, dye lot variations, or other flaws.

Under no circumstances will we be responsible for COM shortages, flaws, or other such problems. Finally, it is not our responsibility to police the receipt of COM’s in order to meet delivery deadlines, and we assume our customers are aware of any undue delay in the shipment of their COM textiles.

**COM textile and COL leather should be sent prepaid to: Stylex**  
**Attn: COM/COL - [Your PO #]**  
**740 Coopertown Road**  
**Delanco, NJ 08075**

**Clearly mark textile or leather with the dealer’s name, purchase order number, and furniture model number of the item to be covered. Actual furniture orders should include the same information, as well as a description of the textile or leather, including pattern and color number, in order to provide a cross reference.**

Yardage requirements shown in the price list are based on non-directional goods of 54” width. Textiles less than 54" wide or those requiring matching (stripes, prints, or large patterned designs) call for additional yardage. We will be happy to supply yardage requirements for large quantities where economies may be realized.

**Add the following yardage for stripes, plaids, or patterns with repeats:**

Textile Width	Plain Textile	2-14" Repeat	15-24" Repeat	25-27" Repeat	28-36" Repeat
54"	0%	10%	15%	20%	25%
50"	10%	20%	25%	30%	35%
48"	15%	25%	30%	35%	40%
45"	40%	50%	55%	60%	65%
36"	50%	60%	65%	70%	75%

## COM/COL FORM

To avoid delay in processing COM orders we request that you submit a sample of your COM textile stapled to this form which can be downloaded **here**. If a textile has a stripe or design, the size of the repeat should be indicated. Please indicate the textile supplier’s name, textile number, and color. Also indicate the Stylex product on which the textile will be used.

The textile supplier must indicate on his shipping labels the dealer name and purchase order number as well as the Stylex model number.

**Please Note:**  
No order may be entered into production or have a shipping date assigned until all related COM is received at the factory.



CENTER OF STRIPE OR DESIGN

TOP	TOP
-----	-----

1. Size of Repeat
2. Textile Supplier
3. Textile Number
4. Color
5. Stylex Product

# Contents


COLORS, MATERIALS, AND FINISHES	5
OVERVIEW AND DIMENSIONS	6
HOW TO ORDER	7
SIDE TABLE	8
COFFEE TABLE	11

CLICK THE TITLES ABOVE TO NAVIGATE THROUGH THE DOCUMENT  
PRODUCT HEADERS ON SUBSEQUENT PAGES LINK BACK TO THIS PAGE


# Adorn

COLORS, MATERIALS, AND FINISHES


POWDER COATED METAL & CHROME




MILK  
(MK)




PALE  
YELLOW  
(PY)




YELLOW  
(YL)




ORANGE  
(OR)




TERRACOTTA  
(TC)




RED  
(RD)




RED  
ORANGE  
(RO)




RUSTY RED  
(RR)




DUSTY PINK  
(DP)




MEADOW  
GREEN  
(MG)




FOREST  
GREEN  
(FG)



SOFT BLUE  
(SB)




BLUE  
(BL)



NAVY  
(NV)



SAND  
(SD)



LIGHT GRAY  
(LG)



CHAMPAGNE  
(CP)




METALLIC  
SILVER  
(MS)



NICKEL  
(NK)




BRASS  
(BR)



TAUPE  
(TP)



DARK  
BRONZE  
(DB)




DARK GRAY  
(DG)




TEXTURED  
SLATE  
(TS)



BLACK  
TWILIGHT  
(BT)



BLACK  
MATTE  
(BM)



BRIGHT  
CHROME  
(CH)



SATIN  
CHROME  
(SC)

SOLID WOOD



NATURAL  
MAPLE  
(83)



ASH  
(84)




WHITE OAK  
(81)




WALNUT  
(85)

SOLID SURFACE




ARCTIC  
WHITE  
(01)



IVORY  
WHITE  
(03)



GREY  
(04)



STEEL  
GREY  
(05)




BLACK  
(06)


CAESARSTONE®




PURE  
WHITE  
(65)



STATUARIO  
NUVO  
(96)




SLEEK  
CONCRETE  
(52)



JET BLACK  
(51)

BACK-PAINTED GLASS



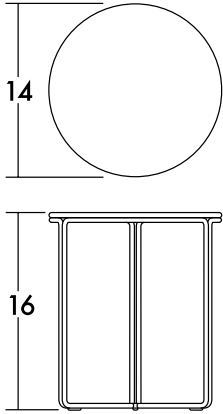
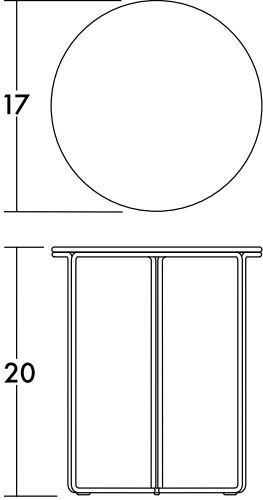
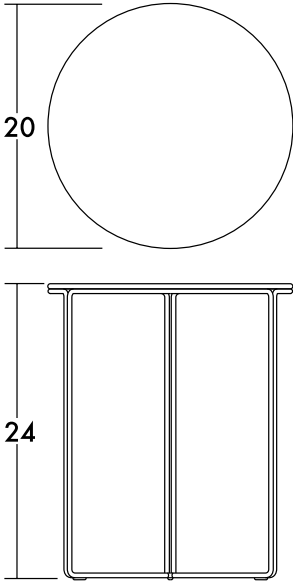
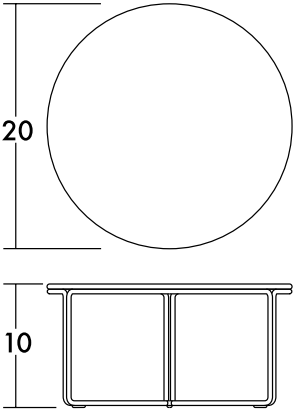
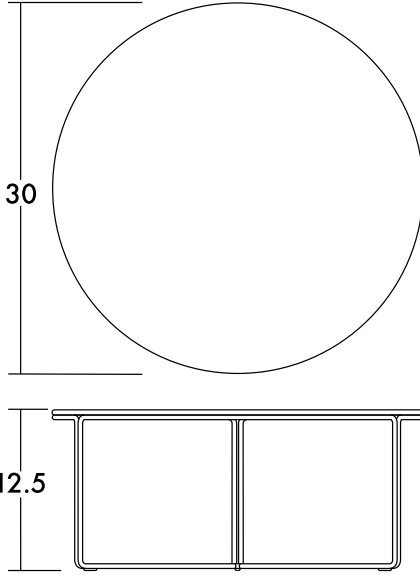
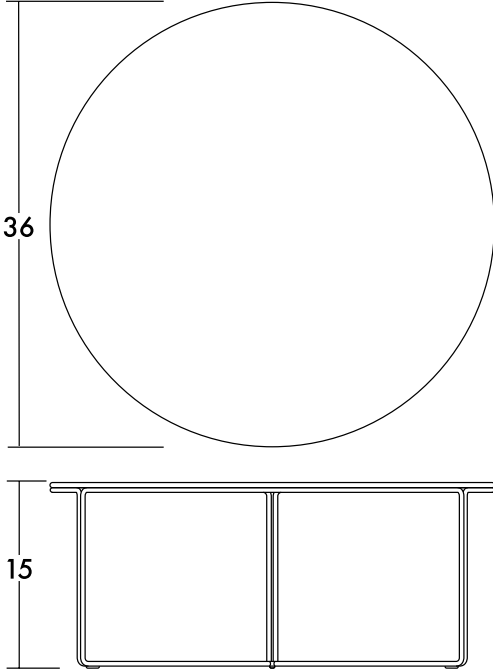
WHITE  
(02)



BLACK  
(01)

# Adorn

SPECIFICATION GUIDE: OVERVIEW AND DIMENSIONS

SIDE TABLES			COFFEE TABLES		
<p><b>Small Side Table</b> 14 Dia. x 16 H</p> 	<p><b>Medium Side Table</b> 17 Dia. x 20 H</p> 	<p><b>Large Side Table</b> 20 Dia. x 24 H</p> 	<p><b>Small Coffee Table</b> 20 Dia. x 10 H</p> 	<p><b>Medium Coffee Table</b> 30 Dia. x 12.5 H</p> 	<p><b>Large Coffee Table</b> 36 Dia. x 15 H</p> 

PRODUCT INFORMATION

**Design**  
Aodh O Donnell

**Bases**  
Adorn bases are comprised of three steel rods, 3/8" in diameter, formed then welded together to create a unique framed appearance. Nylon glides in black or light grey are preselected based on the frames’ finish color, simplifying ordering and elevating the design.

**Tops**  
Tops vary in thickness, depending on top surface selection, but the visible perimeter edge of each top is 3/8" above the base frame. Overall thickness of each top is 3/4" for Wood and Caesarstone, 1/2" for Solid Surfaces, and 3/8" for Back Painted Glass and Steel tops. Steel tops have a simple but elegant rolled formed edge.

**Use**  
Designed for indoor use only.

**Performance Standards**  
Manufactured to comply with:  
ANSI/BIFMA X5.5 Desk and Table Products

**Certifications**  
GREENGUARD Gold - Caesarstone, Glass, Metal, Solid Surface  
GREENGUARD - Solid Wood  
LEVEL® 1, BIFMA’s sustainability certification program for furniture

# Adorn

SPECIFICATION GUIDE: HOW TO ORDER

MODEL CODE BREAKDOWN

Sample Model Code: ADB15T36MTBLBM

1. Series

2. Model

3. Top

4. Base Finish

5. Top Finish



AD

B15T36

MT

BL

BM

Series

AD   ADORN

Model

B15T36   LARGE COFFEE TABLE  
36 DIA X 15 H

B12T30   MEDIUM COFFEE TABLE  
30 DIA X 12.5 H

B10T20   SMALL COFFEE TABLE  
20 DIA X 10 H

B24T20   LARGE SIDE TABLE  
20 DIA X 24 H

B20T17   MEDIUM SIDE TABLE  
17 DIA X 20 H

B16T14   SMALL SIDE TABLE  
14 DIA X 16 H

Top

MT   PAINTED METAL TOP

SW   SOLID WOOD

CS   CAESARSTONE

SS   SOLID SURFACE

GB   BACK-PAINTED GLASS

Standard Powder Coated Metal

BL   BLUE

BM   BLACK MATTE

BR   BRASS

BT   BLACK TWILIGHT

CP   CHAMPAGNE

DB   DARK BRONZE

DG   DARK GRAY

DP   DUSTY PINK

FG   FOREST GREEN

LG   LIGHT GRAY

MG   MEADOW GREEN

MK   MILK

MS   METALLIC SILVER

NK   NICKEL

NV   NAVY

OR   ORANGE

PY   PALE YELLOW

RD   RED

RO   RED ORANGE

RR   RUSTY RED

SB   SOFT BLUE

SD   SAND

TC   TERRACOTTA

TP   TAUPE

TS   TEXTURED SLATE

YL   YELLOW

Chrome

CH   CHROME

SC   SATIN CHROME

Standard Powder Coated Metal

BL   BLUE

BM   BLACK MATTE

BR   BRASS

BT   BLACK TWILIGHT

CP   CHAMPAGNE

DB   DARK BRONZE

DG   DARK GRAY

DP   DUSTY PINK

FG   FOREST GREEN

LG   LIGHT GRAY

MG   MEADOW GREEN

MK   MILK

MS   METALLIC SILVER

NK   NICKEL

NV   NAVY

OR   ORANGE

PY   PALE YELLOW

RD   RED

RO   RED ORANGE

RR   RUSTY RED

SB   SOFT BLUE

SD   SAND

TC   TERRACOTTA

TP   TAUPE

TS   TEXTURED SLATE

YL   YELLOW

Solid Wood

81   WHITE OAK

83   NATURAL MAPLE

84   ASH

85   WALNUT

Caesarstone

51   JET BLACK

52   SLEEK CONCRETE

65   PURE WHITE

96   STATUARIO NUVO

Solid Surface

01   ARCTIC WHITE

03   IVORY WHITE

04   GRAY

05   STEEL GRAY

06   BLACK

Back-Painted Glass

01   BLACK

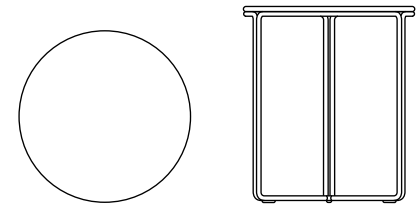
02   WHITE



# Adorn

SMALL SIDE TABLE

TITLE	SERIES	MODEL	MAT	DIMENSIONS	MT
Small Side Table	AD	B16T14	MT	14 Dia. x 16 H	662
			SW	14 Dia. x 16 H	1021
			CS	14 Dia. x 16 H	1490
			SS	14 Dia. x 16 H	1395
			GB	14 Dia. x 16 H	980



To Order Select Below

1. Series/Model

ADB16T14

Adorn  
Small Side Table  
14 Dia. x 16 H

2. Top

Top

MT	METAL
SW	SOLID WOOD
CS	CAESARSTONE
SS	SOLID SURFACE
GB	BACK-PAINTED GLASS

3. Base Finish

Standard Powder Coated Metal

BL	BLUE	NK	NICKEL
BM	BLACK MATTE	NV	NAVY
BR	BRASS	OR	ORANGE
BT	BLACK TWILIGHT	PY	PALE YELLOW
CP	CHAMPAGNE	RD	RED
DB	DARK BRONZE	RO	RED ORANGE
DG	DARK GRAY	RR	RUSTY RED
DP	DUSTY PINK	SB	SOFT BLUE
FG	FOREST GREEN	SD	SAND
LG	LIGHT GRAY	TC	TERRACOTTA
MG	MEADOW GREEN	TP	TAUPE
MK	MILK	TS	TEXTURED SLATE
MS	METALLIC SILVER	YL	YELLOW

Chrome

CH	BRIGHT CHROME	+147
SC	SATIN CHROME	+147

4. Top Finish

Standard Powder Coated Metal

BL	BLUE	NK	NICKEL
BM	BLACK MATTE	NV	NAVY
BR	BRASS	OR	ORANGE
BT	BLACK TWILIGHT	PY	PALE YELLOW
CP	CHAMPAGNE	RD	RED
DB	DARK BRONZE	RO	RED ORANGE
DG	DARK GRAY	RR	RUSTY RED
DP	DUSTY PINK	SB	SOFT BLUE
FG	FOREST GREEN	SD	SAND
LG	LIGHT GRAY	TC	TERRACOTTA
MG	MEADOW GREEN	TP	TAUPE
MK	MILK	TS	TEXTURED SLATE
MS	METALLIC SILVER	YL	YELLOW

Solid Wood

81	WHITE OAK	+79
83	NATURAL MAPLE	
84	ASH	
85	WALNUT	+204

Caesarstone

51	JET BLACK	
52	SLEEK CONCRETE	
65	PURE WHITE	+828
96	STATUARIO NUVO	+1,121

Solid Surface

01	ARCTIC WHITE	
03	IVORY WHITE	
04	GREY	+78
05	STEEL GREY	+78
06	BLACK	+78

Back-Painted Glass

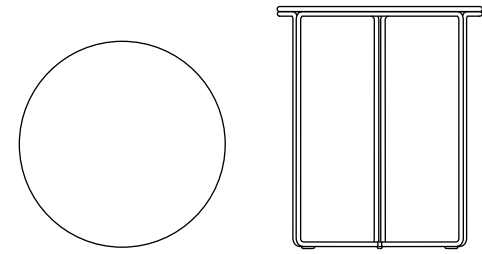
01	BLACK	
02	WHITE	



# Adorn

MEDIUM SIDE TABLE

TITLE	SERIES	MODEL	MAT	DIMENSIONS	MT
Medium Side Table	AD	B20T17	MT	17 Dia. x 20 H	689
			SW	17 Dia. x 20 H	1177
			CS	17 Dia. x 20 H	2433
			SS	17 Dia. x 20 H	1617
			GB	17 Dia. x 20 H	1138



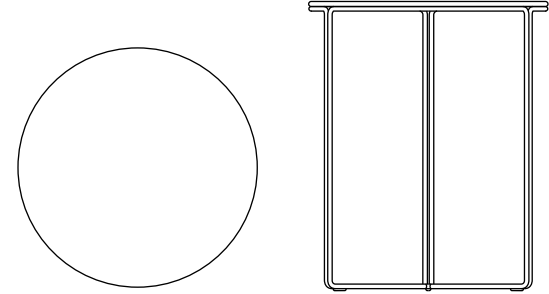
To Order Select Below

1. Series/Model	2. Top	3. Base Finish	4. Top Finish																																																																																																																																																																							
<div><div></div><div></div></div> <div>ADB20T17</div> <div>Adorn Medium Side Table 17 Dia. x 20 H</div>	<div><div></div><div>Top</div></div> <table><tr><td>MT</td><td>METAL</td></tr><tr><td>SW</td><td>SOLID WOOD</td></tr><tr><td>CS</td><td>CAESARSTONE</td></tr><tr><td>SS</td><td>SOLID SURFACE</td></tr><tr><td>GB</td><td>BACK-PAINTED GLASS</td></tr></table>	MT	METAL	SW	SOLID WOOD	CS	CAESARSTONE	SS	SOLID SURFACE	GB	BACK-PAINTED GLASS	<div><div></div><div>Standard Powder Coated Metal</div></div> <table><tr><td>BL</td><td>BLUE</td><td>NK</td><td>NICKEL</td></tr><tr><td>BM</td><td>BLACK MATTE</td><td>NV</td><td>NAVY</td></tr><tr><td>BR</td><td>BRASS</td><td>OR</td><td>ORANGE</td></tr><tr><td>BT</td><td>BLACK TWILIGHT</td><td>PY</td><td>PALE YELLOW</td></tr><tr><td>CP</td><td>CHAMPAGNE</td><td>RD</td><td>RED</td></tr><tr><td>DB</td><td>DARK BRONZE</td><td>RO</td><td>RED ORANGE</td></tr><tr><td>DG</td><td>DARK GRAY</td><td>RR</td><td>RUSTY RED</td></tr><tr><td>DP</td><td>DUSTY PINK</td><td>SB</td><td>SOFT BLUE</td></tr><tr><td>FG</td><td>FOREST GREEN</td><td>SD</td><td>SAND</td></tr><tr><td>LG</td><td>LIGHT GRAY</td><td>TC</td><td>TERRACOTTA</td></tr><tr><td>MG</td><td>MEADOW GREEN</td><td>TP</td><td>TAUPE</td></tr><tr><td>MK</td><td>MILK</td><td>TS</td><td>TEXTURED SLATE</td></tr><tr><td>MS</td><td>METALLIC SILVER</td><td>YL</td><td>YELLOW</td></tr></table> <div><div></div><div>Chrome</div></div> <table><tr><td>CH</td><td>BRIGHT CHROME</td><td>+147</td></tr><tr><td>SC</td><td>SATIN CHROME</td><td>+147</td></tr></table>	BL	BLUE	NK	NICKEL	BM	BLACK MATTE	NV	NAVY	BR	BRASS	OR	ORANGE	BT	BLACK TWILIGHT	PY	PALE YELLOW	CP	CHAMPAGNE	RD	RED	DB	DARK BRONZE	RO	RED ORANGE	DG	DARK GRAY	RR	RUSTY RED	DP	DUSTY PINK	SB	SOFT BLUE	FG	FOREST GREEN	SD	SAND	LG	LIGHT GRAY	TC	TERRACOTTA	MG	MEADOW GREEN	TP	TAUPE	MK	MILK	TS	TEXTURED SLATE	MS	METALLIC SILVER	YL	YELLOW	CH	BRIGHT CHROME	+147	SC	SATIN CHROME	+147	<div><div></div><div>Standard Powder Coated Metal</div></div> <table><tr><td>BL</td><td>BLUE</td><td>NK</td><td>NICKEL</td></tr><tr><td>BM</td><td>BLACK MATTE</td><td>NV</td><td>NAVY</td></tr><tr><td>BR</td><td>BRASS</td><td>OR</td><td>ORANGE</td></tr><tr><td>BT</td><td>BLACK TWILIGHT</td><td>PY</td><td>PALE YELLOW</td></tr><tr><td>CP</td><td>CHAMPAGNE</td><td>RD</td><td>RED</td></tr><tr><td>DB</td><td>DARK BRONZE</td><td>RO</td><td>RED ORANGE</td></tr><tr><td>DG</td><td>DARK GRAY</td><td>RR</td><td>RUSTY RED</td></tr><tr><td>DP</td><td>DUSTY PINK</td><td>SB</td><td>SOFT BLUE</td></tr><tr><td>FG</td><td>FOREST GREEN</td><td>SD</td><td>SAND</td></tr><tr><td>LG</td><td>LIGHT GRAY</td><td>TC</td><td>TERRACOTTA</td></tr><tr><td>MG</td><td>MEADOW GREEN</td><td>TP</td><td>TAUPE</td></tr><tr><td>MK</td><td>MILK</td><td>TS</td><td>TEXTURED SLATE</td></tr><tr><td>MS</td><td>METALLIC SILVER</td><td>YL</td><td>YELLOW</td></tr></table>	BL	BLUE	NK	NICKEL	BM	BLACK MATTE	NV	NAVY	BR	BRASS	OR	ORANGE	BT	BLACK TWILIGHT	PY	PALE YELLOW	CP	CHAMPAGNE	RD	RED	DB	DARK BRONZE	RO	RED ORANGE	DG	DARK GRAY	RR	RUSTY RED	DP	DUSTY PINK	SB	SOFT BLUE	FG	FOREST GREEN	SD	SAND	LG	LIGHT GRAY	TC	TERRACOTTA	MG	MEADOW GREEN	TP	TAUPE	MK	MILK	TS	TEXTURED SLATE	MS	METALLIC SILVER	YL	YELLOW	<div><div></div><div>Solid Wood</div></div> <table><tr><td>81</td><td>WHITE OAK</td><td>+110</td></tr><tr><td>83</td><td>NATURAL MAPLE</td><td></td></tr><tr><td>84</td><td>ASH</td><td></td></tr><tr><td>85</td><td>WALNUT</td><td>+251</td></tr></table> <div><div></div><div>Caesarstone</div></div> <table><tr><td>51</td><td>JET BLACK</td><td></td></tr><tr><td>52</td><td>SLEEK CONCRETE</td><td></td></tr><tr><td>65</td><td>PURE WHITE</td><td>+152</td></tr><tr><td>96</td><td>STATUARIO NUVO</td><td>+586</td></tr></table>	81	WHITE OAK	+110	83	NATURAL MAPLE		84	ASH		85	WALNUT	+251	51	JET BLACK		52	SLEEK CONCRETE		65	PURE WHITE	+152	96	STATUARIO NUVO	+586	<div><div></div><div>Solid Surface</div></div> <table><tr><td>01</td><td>ARCTIC WHITE</td><td></td></tr><tr><td>03</td><td>IVORY WHITE</td><td></td></tr><tr><td>04</td><td>GREY</td><td>+40</td></tr><tr><td>05</td><td>STEEL GREY</td><td>+40</td></tr><tr><td>06</td><td>BLACK</td><td>+40</td></tr></table> <div><div></div><div>Back-Painted Glass</div></div> <table><tr><td>01</td><td>BLACK</td><td></td></tr><tr><td>02</td><td>WHITE</td><td></td></tr></table>	01	ARCTIC WHITE		03	IVORY WHITE		04	GREY	+40	05	STEEL GREY	+40	06	BLACK	+40	01	BLACK		02	WHITE	
MT	METAL																																																																																																																																																																									
SW	SOLID WOOD																																																																																																																																																																									
CS	CAESARSTONE																																																																																																																																																																									
SS	SOLID SURFACE																																																																																																																																																																									
GB	BACK-PAINTED GLASS																																																																																																																																																																									
BL	BLUE	NK	NICKEL																																																																																																																																																																							
BM	BLACK MATTE	NV	NAVY																																																																																																																																																																							
BR	BRASS	OR	ORANGE																																																																																																																																																																							
BT	BLACK TWILIGHT	PY	PALE YELLOW																																																																																																																																																																							
CP	CHAMPAGNE	RD	RED																																																																																																																																																																							
DB	DARK BRONZE	RO	RED ORANGE																																																																																																																																																																							
DG	DARK GRAY	RR	RUSTY RED																																																																																																																																																																							
DP	DUSTY PINK	SB	SOFT BLUE																																																																																																																																																																							
FG	FOREST GREEN	SD	SAND																																																																																																																																																																							
LG	LIGHT GRAY	TC	TERRACOTTA																																																																																																																																																																							
MG	MEADOW GREEN	TP	TAUPE																																																																																																																																																																							
MK	MILK	TS	TEXTURED SLATE																																																																																																																																																																							
MS	METALLIC SILVER	YL	YELLOW																																																																																																																																																																							
CH	BRIGHT CHROME	+147																																																																																																																																																																								
SC	SATIN CHROME	+147																																																																																																																																																																								
BL	BLUE	NK	NICKEL																																																																																																																																																																							
BM	BLACK MATTE	NV	NAVY																																																																																																																																																																							
BR	BRASS	OR	ORANGE																																																																																																																																																																							
BT	BLACK TWILIGHT	PY	PALE YELLOW																																																																																																																																																																							
CP	CHAMPAGNE	RD	RED																																																																																																																																																																							
DB	DARK BRONZE	RO	RED ORANGE																																																																																																																																																																							
DG	DARK GRAY	RR	RUSTY RED																																																																																																																																																																							
DP	DUSTY PINK	SB	SOFT BLUE																																																																																																																																																																							
FG	FOREST GREEN	SD	SAND																																																																																																																																																																							
LG	LIGHT GRAY	TC	TERRACOTTA																																																																																																																																																																							
MG	MEADOW GREEN	TP	TAUPE																																																																																																																																																																							
MK	MILK	TS	TEXTURED SLATE																																																																																																																																																																							
MS	METALLIC SILVER	YL	YELLOW																																																																																																																																																																							
81	WHITE OAK	+110																																																																																																																																																																								
83	NATURAL MAPLE																																																																																																																																																																									
84	ASH																																																																																																																																																																									
85	WALNUT	+251																																																																																																																																																																								
51	JET BLACK																																																																																																																																																																									
52	SLEEK CONCRETE																																																																																																																																																																									
65	PURE WHITE	+152																																																																																																																																																																								
96	STATUARIO NUVO	+586																																																																																																																																																																								
01	ARCTIC WHITE																																																																																																																																																																									
03	IVORY WHITE																																																																																																																																																																									
04	GREY	+40																																																																																																																																																																								
05	STEEL GREY	+40																																																																																																																																																																								
06	BLACK	+40																																																																																																																																																																								
01	BLACK																																																																																																																																																																									
02	WHITE																																																																																																																																																																									

# Adorn

LARGE SIDE TABLE

TITLE	SERIES	MODEL	MAT	DIMENSIONS	MT
Large Side Table	AD	B24T20	MT	20 Dia. x 24 H	767
			SW	20 Dia. x 24 H	1382
			CS	20 Dia. x 24 H	2776
			SS	20 Dia. x 24 H	1773
			GB	20 Dia. x 24 H	1347



To Order Select Below

1. Series/Model

ADB20T24

Adorn  
Large Side Table  
20 Dia. x 24 H

2. Top

Top

MT	METAL
SW	SOLID WOOD
CS	CAESARSTONE
SS	SOLID SURFACE
GB	BACK-PAINTED GLASS

3. Base Finish

Standard Powder Coated Metal

BL	BLUE	NK	NICKEL
BM	BLACK MATTE	NV	NAVY
BR	BRASS	OR	ORANGE
BT	BLACK TWILIGHT	PY	PALE YELLOW
CP	CHAMPAGNE	RD	RED
DB	DARK BRONZE	RO	RED ORANGE
DG	DARK GRAY	RR	RUSTY RED
DP	DUSTY PINK	SB	SOFT BLUE
FG	FOREST GREEN	SD	SAND
LG	LIGHT GRAY	TC	TERRACOTTA
MG	MEADOW GREEN	TP	TAUPE
MK	MILK	TS	TEXTURED SLATE
MS	METALLIC SILVER	YL	YELLOW

Chrome

CH	BRIGHT CHROME	+147
SC	SATIN CHROME	+147

4. Top Finish

Standard Powder Coated Metal

BL	BLUE	NK	NICKEL
BM	BLACK MATTE	NV	NAVY
BR	BRASS	OR	ORANGE
BT	BLACK TWILIGHT	PY	PALE YELLOW
CP	CHAMPAGNE	RD	RED
DB	DARK BRONZE	RO	RED ORANGE
DG	DARK GRAY	RR	RUSTY RED
DP	DUSTY PINK	SB	SOFT BLUE
FG	FOREST GREEN	SD	SAND
LG	LIGHT GRAY	TC	TERRACOTTA
MG	MEADOW GREEN	TP	TAUPE
MK	MILK	TS	TEXTURED SLATE
MS	METALLIC SILVER	YL	YELLOW

Solid Wood

81	WHITE OAK	+156
83	NATURAL MAPLE	
84	ASH	
85	WALNUT	+298

Caesarstone

51	JET BLACK	
52	SLEEK CONCRETE	
65	PURE WHITE	+229
96	STATUARIO NUVO	+827

Solid Surface

01	ARCTIC WHITE	
03	IVORY WHITE	
04	GREY	+39
05	STEEL GREY	+39
06	BLACK	+39

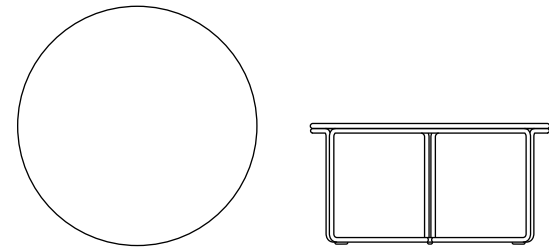
Back-Painted Glass

01	BLACK	
02	WHITE	

Adorn

SMALL COFFEE TABLE

TITLE	SERIES	MODEL	MAT	DIMENSIONS	MT
Small Coffee Table	AD	B10T20	MT	20 Dia. x 10 H	728
			SW	20 Dia. x 10 H	1366
			CS	20 Dia. x 10 H	2751
			SS	20 Dia. x 10 H	1696
			GB	20 Dia. x 10 H	1322



To Order Select Below

1. Series/Model

ADB10T20

Adorn  
Small Coffee Table  
20 Dia. x 10 H

2. Top

Top

MT	METAL
SW	SOLID WOOD
CS	CAESARSTONE
SS	SOLID SURFACE
GB	BACK-PAINTED GLASS

3. Base Finish

Standard Powder Coated Metal

BL	BLUE	NK	NICKEL
BM	BLACK MATTE	NV	NAVY
BR	BRASS	OR	ORANGE
BT	BLACK TWILIGHT	PY	PALE YELLOW
CP	CHAMPAGNE	RD	RED
DB	DARK BRONZE	RO	RED ORANGE
DG	DARK GRAY	RR	RUSTY RED
DP	DUSTY PINK	SB	SOFT BLUE
FG	FOREST GREEN	SD	SAND
LG	LIGHT GRAY	TC	TERRACOTTA
MG	MEADOW GREEN	TP	TAUPE
MK	MILK	TS	TEXTURED SLATE
MS	METALLIC SILVER	YL	YELLOW

Chrome

CH	BRIGHT CHROME	+147
SC	SATIN CHROME	+147

4. Top Finish

Standard Powder Coated Metal

BL	BLUE	NK	NICKEL
BM	BLACK MATTE	NV	NAVY
BR	BRASS	OR	ORANGE
BT	BLACK TWILIGHT	PY	PALE YELLOW
CP	CHAMPAGNE	RD	RED
DB	DARK BRONZE	RO	RED ORANGE
DG	DARK GRAY	RR	RUSTY RED
DP	DUSTY PINK	SB	SOFT BLUE
FG	FOREST GREEN	SD	SAND
LG	LIGHT GRAY	TC	TERRACOTTA
MG	MEADOW GREEN	TP	TAUPE
MK	MILK	TS	TEXTURED SLATE
MS	METALLIC SILVER	YL	YELLOW

Solid Wood

81	WHITE OAK	+156
83	NATURAL MAPLE	
84	ASH	
85	WALNUT	+314

Caesarstone

51	JET BLACK	
52	SLEEK CONCRETE	
65	PURE WHITE	+167
96	STATUARIO NUVO	+764

Solid Surface

01	ARCTIC WHITE	
03	IVORY WHITE	
04	GREY	+38
05	STEEL GREY	+38
06	BLACK	+38

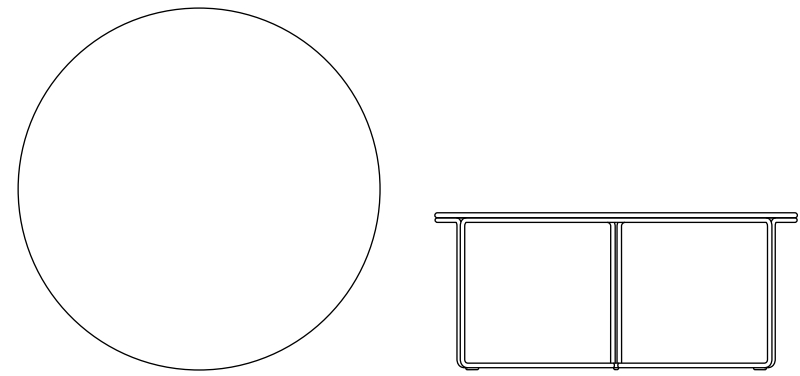
Back-Painted Glass

01	BLACK	
02	WHITE	

# Adorn

MEDIUM COFFEE TABLE

TITLE	SERIES	MODEL	MAT	DIMENSIONS	MT
Medium Coffee Table	AD	B125T30	MT	30 Dia. x 12.5 H	899
			SW	30 Dia. x 12.5 H	1821
			CS	30 Dia. x 12.5 H	4496
			SS	30 Dia. x 12.5 H	2842
			GB	30 Dia. x 12.5 H	2057



To Order Select Below

1. Series/Model

ADB125T30

Adorn  
Medium Coffee Table  
30 Dia. x 12.5 H

2. Top

Top

MT	METAL
SW	SOLID WOOD
CS	CAESARSTONE
SS	SOLID SURFACE
GB	BACK-PAINTED GLASS

3. Base Finish

Standard Powder Coated Metal

BL	BLUE	NK	NICKEL
BM	BLACK MATTE	NV	NAVY
BR	BRASS	OR	ORANGE
BT	BLACK TWILIGHT	PY	PALE YELLOW
CP	CHAMPAGNE	RD	RED
DB	DARK BRONZE	RO	RED ORANGE
DG	DARK GRAY	RR	RUSTY RED
DP	DUSTY PINK	SB	SOFT BLUE
FG	FOREST GREEN	SD	SAND
LG	LIGHT GRAY	TC	TERRACOTTA
MG	MEADOW GREEN	TP	TAUPE
MK	MILK	TS	TEXTURED SLATE
MS	METALLIC SILVER	YL	YELLOW

Chrome

CH	BRIGHT CHROME	+147
SC	SATIN CHROME	+147

4. Top Finish

Standard Powder Coated Metal

BL	BLUE	NK	NICKEL
BM	BLACK MATTE	NV	NAVY
BR	BRASS	OR	ORANGE
BT	BLACK TWILIGHT	PY	PALE YELLOW
CP	CHAMPAGNE	RD	RED
DB	DARK BRONZE	RO	RED ORANGE
DG	DARK GRAY	RR	RUSTY RED
DP	DUSTY PINK	SB	SOFT BLUE
FG	FOREST GREEN	SD	SAND
LG	LIGHT GRAY	TC	TERRACOTTA
MG	MEADOW GREEN	TP	TAUPE
MK	MILK	TS	TEXTURED SLATE
MS	METALLIC SILVER	YL	YELLOW

Solid Wood

81	WHITE OAK	+298
83	NATURAL MAPLE	
84	ASH	
85	WALNUT	+817

Caesarstone

51	JET BLACK	
52	SLEEK CONCRETE	
65	PURE WHITE	+446
96	STATUARIO NUVO	+1,719

Solid Surface


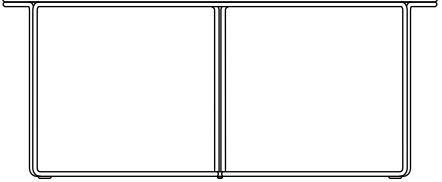
01	ARCTIC WHITE	
03	IVORY WHITE	
04	GREY	+966
05	STEEL GREY	+966
06	BLACK	+966

Back-Painted Glass

01	BLACK	
02	WHITE	

# Adorn

LARGE COFFEE TABLE

TITLE	SERIES	MODEL	MAT	DIMENSIONS	MT
Large Coffee Table  	AD	B15T36	MT	36 Dia. x 15 H	1020
			SW	36 Dia. x 15 H	2370
			CS	36 Dia. x 15 H	5541
			SS	36 Dia. x 15 H	3678
			GB	36 Dia. x 15 H	2659

To Order Select Below

1. Series/Model	2. Top	3. Base Finish	4. Top Finish																																																																																																																																																																							
<div><div></div><div>ADB15T36</div><div>Adorn Large Coffee Table 36 Dia. x 15 H</div></div>	<div><div></div><div>Top</div><table><tr><td>MT</td><td>METAL</td></tr><tr><td>SW</td><td>SOLID WOOD</td></tr><tr><td>CS</td><td>CAESARSTONE</td></tr><tr><td>SS</td><td>SOLID SURFACE</td></tr><tr><td>GB</td><td>BACK-PAINTED GLASS</td></tr></table></div>	MT	METAL	SW	SOLID WOOD	CS	CAESARSTONE	SS	SOLID SURFACE	GB	BACK-PAINTED GLASS	<div><div></div><div>Standard Powder Coated Metal</div><table><tr><td>BL</td><td>BLUE</td><td>NK</td><td>NICKEL</td></tr><tr><td>BM</td><td>BLACK MATTE</td><td>NV</td><td>NAVY</td></tr><tr><td>BR</td><td>BRASS</td><td>OR</td><td>ORANGE</td></tr><tr><td>BT</td><td>BLACK TWILIGHT</td><td>PY</td><td>PALE YELLOW</td></tr><tr><td>CP</td><td>CHAMPAGNE</td><td>RD</td><td>RED</td></tr><tr><td>DB</td><td>DARK BRONZE</td><td>RO</td><td>RED ORANGE</td></tr><tr><td>DG</td><td>DARK GRAY</td><td>RR</td><td>RUSTY RED</td></tr><tr><td>DP</td><td>DUSTY PINK</td><td>SB</td><td>SOFT BLUE</td></tr><tr><td>FG</td><td>FOREST GREEN</td><td>SD</td><td>SAND</td></tr><tr><td>LG</td><td>LIGHT GRAY</td><td>TC</td><td>TERRACOTTA</td></tr><tr><td>MG</td><td>MEADOW GREEN</td><td>TP</td><td>TAUPE</td></tr><tr><td>MK</td><td>MILK</td><td>TS</td><td>TEXTURED SLATE</td></tr><tr><td>MS</td><td>METALLIC SILVER</td><td>YL</td><td>YELLOW</td></tr></table><div><div></div><div>Chrome</div><table><tr><td>CH</td><td>BRIGHT CHROME</td><td>+147</td></tr><tr><td>SC</td><td>SATIN CHROME</td><td>+147</td></tr></table></div></div>	BL	BLUE	NK	NICKEL	BM	BLACK MATTE	NV	NAVY	BR	BRASS	OR	ORANGE	BT	BLACK TWILIGHT	PY	PALE YELLOW	CP	CHAMPAGNE	RD	RED	DB	DARK BRONZE	RO	RED ORANGE	DG	DARK GRAY	RR	RUSTY RED	DP	DUSTY PINK	SB	SOFT BLUE	FG	FOREST GREEN	SD	SAND	LG	LIGHT GRAY	TC	TERRACOTTA	MG	MEADOW GREEN	TP	TAUPE	MK	MILK	TS	TEXTURED SLATE	MS	METALLIC SILVER	YL	YELLOW	CH	BRIGHT CHROME	+147	SC	SATIN CHROME	+147	<div><div></div><div>Standard Powder Coated Metal</div><table><tr><td>BL</td><td>BLUE</td><td>NK</td><td>NICKEL</td></tr><tr><td>BM</td><td>BLACK MATTE</td><td>NV</td><td>NAVY</td></tr><tr><td>BR</td><td>BRASS</td><td>OR</td><td>ORANGE</td></tr><tr><td>BT</td><td>BLACK TWILIGHT</td><td>PY</td><td>PALE YELLOW</td></tr><tr><td>CP</td><td>CHAMPAGNE</td><td>RD</td><td>RED</td></tr><tr><td>DB</td><td>DARK BRONZE</td><td>RO</td><td>RED ORANGE</td></tr><tr><td>DG</td><td>DARK GRAY</td><td>RR</td><td>RUSTY RED</td></tr><tr><td>DP</td><td>DUSTY PINK</td><td>SB</td><td>SOFT BLUE</td></tr><tr><td>FG</td><td>FOREST GREEN</td><td>SD</td><td>SAND</td></tr><tr><td>LG</td><td>LIGHT GRAY</td><td>TC</td><td>TERRACOTTA</td></tr><tr><td>MG</td><td>MEADOW GREEN</td><td>TP</td><td>TAUPE</td></tr><tr><td>MK</td><td>MILK</td><td>TS</td><td>TEXTURED SLATE</td></tr><tr><td>MS</td><td>METALLIC SILVER</td><td>YL</td><td>YELLOW</td></tr></table></div>	BL	BLUE	NK	NICKEL	BM	BLACK MATTE	NV	NAVY	BR	BRASS	OR	ORANGE	BT	BLACK TWILIGHT	PY	PALE YELLOW	CP	CHAMPAGNE	RD	RED	DB	DARK BRONZE	RO	RED ORANGE	DG	DARK GRAY	RR	RUSTY RED	DP	DUSTY PINK	SB	SOFT BLUE	FG	FOREST GREEN	SD	SAND	LG	LIGHT GRAY	TC	TERRACOTTA	MG	MEADOW GREEN	TP	TAUPE	MK	MILK	TS	TEXTURED SLATE	MS	METALLIC SILVER	YL	YELLOW	<div><div></div><div>Solid Wood</div><table><tr><td>81</td><td>WHITE OAK</td><td>+377</td></tr><tr><td>83</td><td>NATURAL MAPLE</td><td></td></tr><tr><td>84</td><td>ASH</td><td></td></tr><tr><td>85</td><td>WALNUT</td><td>+1,194</td></tr></table><div><div></div><div>Caesarstone</div><table><tr><td>51</td><td>JET BLACK</td><td></td></tr><tr><td>52</td><td>SLEEK CONCRETE</td><td></td></tr><tr><td>65</td><td>PURE WHITE</td><td>+674</td></tr><tr><td>96</td><td>STATUARIO NUVO</td><td>+2,764</td></tr></table></div></div>	81	WHITE OAK	+377	83	NATURAL MAPLE		84	ASH		85	WALNUT	+1,194	51	JET BLACK		52	SLEEK CONCRETE		65	PURE WHITE	+674	96	STATUARIO NUVO	+2,764	<div><div></div><div>Solid Surface</div><table><tr><td>01</td><td>ARCTIC WHITE</td><td></td></tr><tr><td>03</td><td>IVORY WHITE</td><td></td></tr><tr><td>04</td><td>GREY</td><td>+1,290</td></tr><tr><td>05</td><td>STEEL GREY</td><td>+1,290</td></tr><tr><td>06</td><td>BLACK</td><td>+1,290</td></tr></table><div><div></div><div>Back-Painted Glass</div><table><tr><td>01</td><td>BLACK</td><td></td></tr><tr><td>02</td><td>WHITE</td><td></td></tr></table></div></div>	01	ARCTIC WHITE		03	IVORY WHITE		04	GREY	+1,290	05	STEEL GREY	+1,290	06	BLACK	+1,290	01	BLACK		02	WHITE	
MT	METAL																																																																																																																																																																									
SW	SOLID WOOD																																																																																																																																																																									
CS	CAESARSTONE																																																																																																																																																																									
SS	SOLID SURFACE																																																																																																																																																																									
GB	BACK-PAINTED GLASS																																																																																																																																																																									
BL	BLUE	NK	NICKEL																																																																																																																																																																							
BM	BLACK MATTE	NV	NAVY																																																																																																																																																																							
BR	BRASS	OR	ORANGE																																																																																																																																																																							
BT	BLACK TWILIGHT	PY	PALE YELLOW																																																																																																																																																																							
CP	CHAMPAGNE	RD	RED																																																																																																																																																																							
DB	DARK BRONZE	RO	RED ORANGE																																																																																																																																																																							
DG	DARK GRAY	RR	RUSTY RED																																																																																																																																																																							
DP	DUSTY PINK	SB	SOFT BLUE																																																																																																																																																																							
FG	FOREST GREEN	SD	SAND																																																																																																																																																																							
LG	LIGHT GRAY	TC	TERRACOTTA																																																																																																																																																																							
MG	MEADOW GREEN	TP	TAUPE																																																																																																																																																																							
MK	MILK	TS	TEXTURED SLATE																																																																																																																																																																							
MS	METALLIC SILVER	YL	YELLOW																																																																																																																																																																							
CH	BRIGHT CHROME	+147																																																																																																																																																																								
SC	SATIN CHROME	+147																																																																																																																																																																								
BL	BLUE	NK	NICKEL																																																																																																																																																																							
BM	BLACK MATTE	NV	NAVY																																																																																																																																																																							
BR	BRASS	OR	ORANGE																																																																																																																																																																							
BT	BLACK TWILIGHT	PY	PALE YELLOW																																																																																																																																																																							
CP	CHAMPAGNE	RD	RED																																																																																																																																																																							
DB	DARK BRONZE	RO	RED ORANGE																																																																																																																																																																							
DG	DARK GRAY	RR	RUSTY RED																																																																																																																																																																							
DP	DUSTY PINK	SB	SOFT BLUE																																																																																																																																																																							
FG	FOREST GREEN	SD	SAND																																																																																																																																																																							
LG	LIGHT GRAY	TC	TERRACOTTA																																																																																																																																																																							
MG	MEADOW GREEN	TP	TAUPE																																																																																																																																																																							
MK	MILK	TS	TEXTURED SLATE																																																																																																																																																																							
MS	METALLIC SILVER	YL	YELLOW																																																																																																																																																																							
81	WHITE OAK	+377																																																																																																																																																																								
83	NATURAL MAPLE																																																																																																																																																																									
84	ASH																																																																																																																																																																									
85	WALNUT	+1,194																																																																																																																																																																								
51	JET BLACK																																																																																																																																																																									
52	SLEEK CONCRETE																																																																																																																																																																									
65	PURE WHITE	+674																																																																																																																																																																								
96	STATUARIO NUVO	+2,764																																																																																																																																																																								
01	ARCTIC WHITE																																																																																																																																																																									
03	IVORY WHITE																																																																																																																																																																									
04	GREY	+1,290																																																																																																																																																																								
05	STEEL GREY	+1,290																																																																																																																																																																								
06	BLACK	+1,290																																																																																																																																																																								
01	BLACK																																																																																																																																																																									
02	WHITE																																																																																																																																																																									