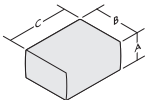
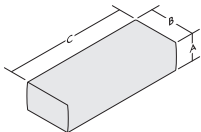
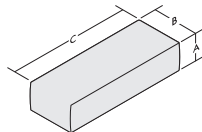
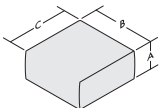
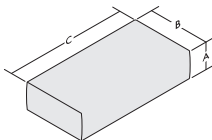
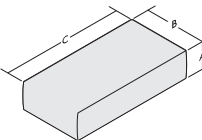
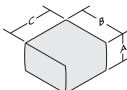
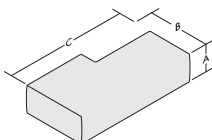
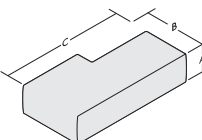
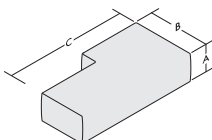
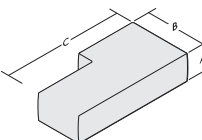


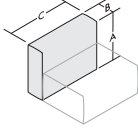
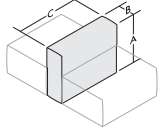
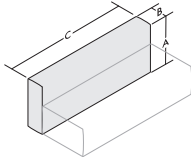
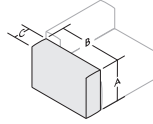
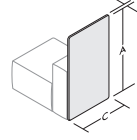
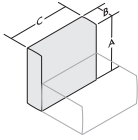
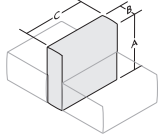
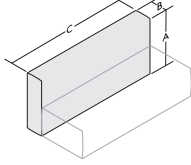
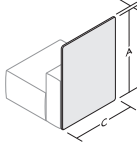
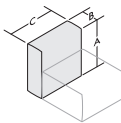
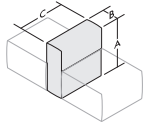
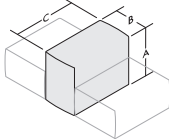
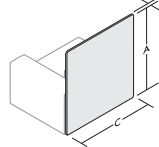
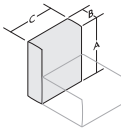
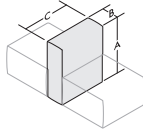
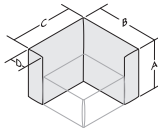
stylex

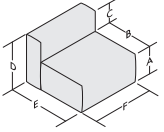
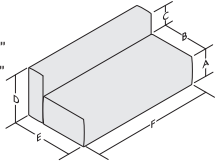
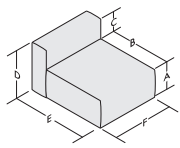
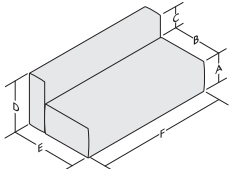
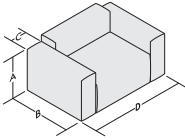
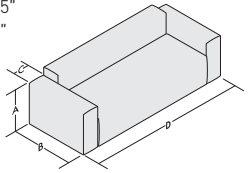
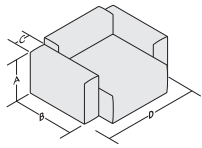
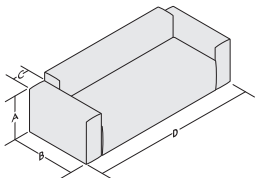
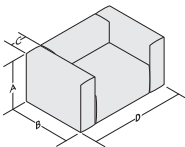
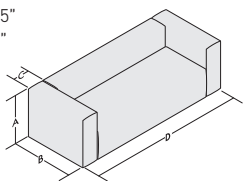
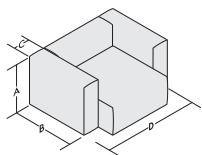
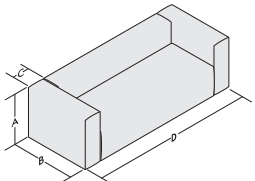
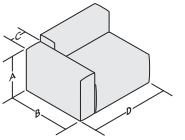
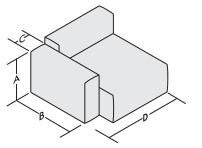
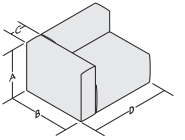
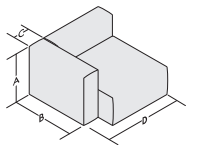
Yoom Rolled Soft Classic

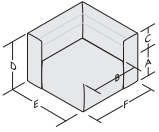
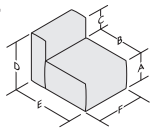
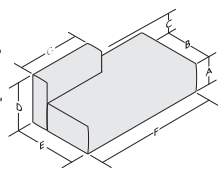
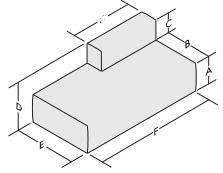
PRICE LIST






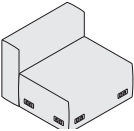
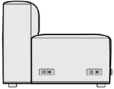



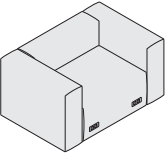




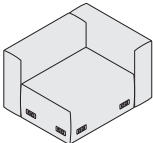
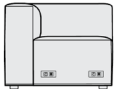



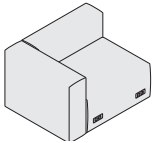

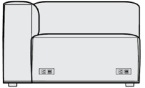
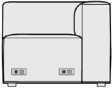

Effective November 01, 2023

Seat	Single	Double Seat/Chaise Seat	Double Seat/Chaise Seat	General Information
Dimensions/ Overview A. Height B. Depth C. Width	Seat A. 15" B. 27.25" C. 36.25" 	Double Seat A. 15" B. 27.25" C. 70.25" 	Double Seat A. 15" B. 27.25" C. 70.25" 	Design Stylex/Anthony Land Ganging All individual units may be connected to one another with the use of a forked latch system. Yoom utilizes a ganging system that causes foam compression. For precise ganged layout dimensions, please reach out to: designapplication@stylexseating.com Glides Yoom is available with 3 glide options: plastic, rubber, and felt. Casters Yoom single seats and chairs (without arms) are available with 2 caster options: hard and soft. Power Optional power receptacle offers three exposed power ports: 2 USB 2.1A ports and a standard, grounded 3-prong electrical outlet. Performance Standards Manufactured to comply with: ANSI/BIFMA X5.4 Public and Lounge Seating Standard Certifications GREENGUARD Gold LEVEL® 1, BIFMA's sustainability certification program for furniture
Full Seat A. Height B. Depth C. Width	Single Full Seat A. 15" B. 36.25" C. 36.25" 	Double Full Seat A. 15" B. 36.25" C. 70.25" 	Double Full Seat A. 15" B. 36.25" C. 70.25" 	
A. Height B. Depth C. Width	Narrow Seat A. 15" B. 27.25" C. 27.25" 	Chaise Right A. 15" B. 36.25" C. 70.25" 	Chaise Right A. 15" B. 36.25" C. 70.25" 	
A. Height B. Depth C. Width		Chaise Left A. 15" B. 36.25" C. 70.25" 	Chaise Left A. 15" B. 36.25" C. 70.25" 	

Dimensions / Overview	Single Back	Single Thin	Double Back	Arm	Screens	General Information
A. Height B. Depth C. Width	Single Back A. 26" B. 9" C. 36.25" 	Single Thin Back to Back A. 26" B. 9" C. 36.25" 	Double Back A. 26" B. 9" C. 70.25" 	Single Low Arm A. 22" B. 36.25" C. 10.375" 	25" Privacy Screen A. 45" B. 1.5" C. 25" 	Design Stylex/Anthony Land Ganging All individual units may be connected to one another with the use of a forked latch system. Yoom utilizes a ganging system that causes foam compression. For precise ganged layout dimensions, please reach out to: designapplication@stylexseating.com Glides Yoom is available with 3 glide options: plastic, rubber, and felt. Casters Yoom single seats and chairs (without arms) are available with 2 caster options: hard and soft. Power Optional power receptacle offers three exposed power ports: 2 USB 2.1A ports and a standard, grounded 3-prong electrical outlet. Performance Standards Manufactured to comply with: ANSI/BIFMA X5.4 Public and Lounge Seating Standard Certifications GREENGUARD Gold LEVEL® 1, BIFMA's sustainability certification program for furniture
A. Height B. Depth C. Width	Single High Back A. 30" B. 9" C. 36.25" 	Single High Thin Back to Back A. 30" B. 9" C. 36.25" 	Double High Back A. 30" B. 9" C. 70.25" 		34" Privacy Screen A. 45" B. 1.5" C. 34" 	
A. Height B. Depth C. Width	Single Narrow Back A. 26" B. 9" C. 27.25" 	Single Narrow Thin Back to Back A. 26" B. 9" C. 27.25" 	Back to Back A. 26" B. 18" C. 36.25" 		43" Privacy Screen A. 45" B. 1.5" C. 43" 	
A. Height B. Depth C. Width D. Depth of back	Single Narrow High Back A. 30" B. 9" C. 27.25" 	Single Narrow High Thin Back to Back A. 30" B. 9" C. 27.25" 	Corner Back A. 26" B. 36.25" C. 36.25" D. 9" 			

Dimensions / Overview	Single Chair	Double Chair	Single Full Chair	Double Full Chair	General Information
Armless Chair A. Seat Height B. Seat Depth C. Seat Width D. Overall Height E. Overall Depth F. Overall Width	Single Chair Armless A. 15" B. 25" C. 11" D. 26" E. 36.25" F. 36.25" 	Double Chair Armless A. 15" B. 25" C. 11" D. 26" E. 36.25" F. 70.25" 	Single Full Chair Armless A. 15" B. 34" C. 11" D. 26" E. 45.25" F. 36.25" 	Double Full Chair Armless A. 15" B. 34" C. 11" D. 26" E. 45.25" F. 70.25" 	Design Stylex/Anthony Land Ganging All individual units may be connected to one another with the use of a forked latch system. Yoom utilizes a ganging system that causes foam compression. For precise ganged layout dimensions, please reach out to: designapplication@stylexseating.com Glides Yoom is available with 3 glide options: plastic, rubber, and felt. Casters Yoom single seats and chairs (without arms) are available with 2 caster options: hard and soft. Power Optional power receptacle offers three exposed power ports: 2 USB 2.1A ports and a standard, grounded 3-prong electrical outlet. Performance Standards Manufactured to comply with: ANSI/BIFMA X5.4 Public and Lounge Seating Standard Certifications GREENGUARD Gold LEVEL® 1, BIFMA's sustainability certification program for furniture
Arm Low A. Arm Height B. Arm Depth C. Arm Width D. Overall Width Arms	Single Chair Low Arms A. 22" B. 36.25" C. 10.375" D. 55.25" 	Double Chair Low Arms A. 22" B. 36.25" C. 10.375" D. 89.25" 	Single Full Chair Low Arms A. 22" B. 36.25" C. 10.375" D. 55.25" 	Double Full Chair Low Arms A. 22" B. 36.25" C. 10.375" D. 89.25" 	
Arm High A. Arm Height B. Arm Depth C. Arm Width D. Overall Width Arms	Single Chair High Arms A. 26" B. 34" C. 10.375" D. 55.25" 	Double Chair High Arms A. 26" B. 36.25" C. 10.375" D. 89.25" 	Single Full Chair High Arms A. 15" B. 36.25" C. 10.375" D. 55.25" 	Double Full Chair High Arms A. 26" B. 36.25" C. 10.375" D. 89.25" 	
Arm Low Right or Left A. Arm Height B. Arm Depth C. Arm Width D. Overall Width with Arm	Single Chair with Right Low Arm A. 22" B. 36.25" C. 10.375" D. 45.75" 		Single Full Chair with Right Low Arm A. 22" B. 36.25" C. 10.375" D. 45.75" 		
Arm High Right or Left A. Arm Height B. Arm Depth C. Arm Width D. Overall Width with Arms	Single Chair with Right High Arm A. 26" B. 36.25" C. 10.375" D. 45.75" 		Single Full Chair with Right High Arm A. 26" B. 36.25" C. 10.375" D. 45.75" 		

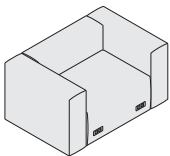
Dimensions / Overview	Corner Chair	Single Narrow Chair	Chaise Left	Chaise Right	General Information
<div>Chair</div> <div>A. Seat Height</div> <div>B. Seat Depth</div> <div>C. Seat Width</div> <div>D. Overall Height</div> <div>E. Overall Depth</div> <div>F. Overall Width</div> <div>G. Back Width</div>	<div>Corner Chair</div> <div>A. 15"</div> <div>B. 25"</div> <div>C. 11"</div> <div>D. 26"</div> <div>E. 36.25"</div> <div>F. 36.25"</div> <div></div>	<div>Single Narrow Chair</div> <div>A. 15"</div> <div>B. 25"</div> <div>C. 11"</div> <div>D. 26"</div> <div>E. 36.25"</div> <div>F. 27.25"</div> <div></div>	<div>Chaise Left</div> <div>A. 15"</div> <div>B. 25"</div> <div>C. 11"</div> <div>D. 26"</div> <div>E. 36.25"</div> <div>F. 70.25"</div> <div>G. 36.25"</div> <div></div>	<div>Chaise Right</div> <div>A. 15"</div> <div>B. 25"</div> <div>C. 11"</div> <div>D. 26"</div> <div>E. 36.25"</div> <div>F. 70.25"</div> <div>G. 36.25"</div> <div></div>	<div>Design</div> <div>Stylex/Anthony Land</div> <div><div>Ganging</div><div>All individual units may be connected to one another with the use of a forked latch system. Yoom utilizes a ganging system that causes foam compression. For precise ganged layout dimensions, please reach out to: designapplication@stylexseating.com</div></div> <div><div>Glides</div><div>Yoom is available with 3 glide options: plastic, rubber, and felt.</div></div> <div><div>Casters</div><div>Yoom single seats and chairs (without arms) are available with 2 caster options: hard and soft.</div></div> <div><div>Power</div><div>Optional power receptacle offers three exposed power ports: 2 USB 2.1A ports and a standard, grounded 3-prong electrical outlet.</div></div> <div><div>Performance Standards</div><div>Manufactured to comply with: ANSI/BIFMA X5.4 Public and Lounge Seating Standard</div></div> <div><div>Certifications</div><div>GREENGUARD Gold LEVEL® 1, BIFMA's sustainability certification program for furniture</div></div>

Dimensions / Overview	Right	Front	Left	Rear	General Information
Single Seat 	Position 5 C15/C25 	Position 4 C14/C24 	Position 3 C13/C23 	Position 2 C12/C22 	Design In-Seat Power Ports With 10' Or 20' Cord Power Port Cord Length and Harness End C1X has a 10' power cord w/ NEMA 5-15P C2X has a 20' Power cord w/ NEMA 5-15P W1X 12' BX whip (for hardwiring) W1X 24' BX whip (for hardwiring) Power Port Location The power port location is determined by its last digit. Examples: • A C14 power port has a 10' power cord and is located on the right side of a chair, as determined from a seated position, or the right forward position of a bench. • A C21 power port has a 20' power cord and is located on the left side of a chair, as determined from a seated position, or the left forward position of a bench. Multiple power ports may be ordered per unit. The pricing shown is for each power port ordered. In-Seat Power Port Finish Select power port finish from one of the standard Stylex powder paints. Power In Chairs And Benches Power receptacle offers three exposed power ports: 2 USB 2.1A ports and a standard, grounded 3-prong electrical outlet.
Single Chair 	Position 5 C15/C25 	Position 4 C14/C24 	Position 3 C13/C23 	Position 2 C12/C22 	
Chair w/ Arms 	No Ports 	Position 3 C13/C23 	Position 2 C12/C22 	No Ports 	
Single Chair w/ Left Arm 	Position 5 C15/C25 	Position 4 C14/C24 	Position 3 C13/C23 	Position 2 C12/C22 	
Single Seat w/ Right Arm 	No Ports 	Position 3 C13/C23 	Position 2 C12/C22 	Position 1 C11/C21 	

Power Port Ordering: To Order Follow Steps 1-4

Example: C2 3 BM

Option Black Matte Finish
 Option Power Port Position(s)
 Option 20" Cord Length

**1. Length and Harness End**

C1X 10' cord length w/ NEMA 5-15P
 C2X 10' cord length w/ NEMA 5-15P
 W1X 12' BX whip (for hardwiring)
 W1X 24' BX whip (for hardwiring)

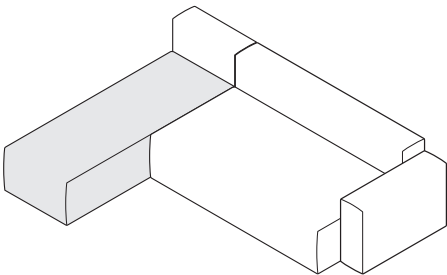
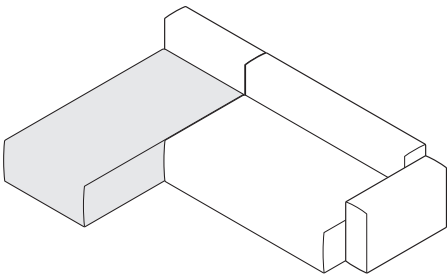
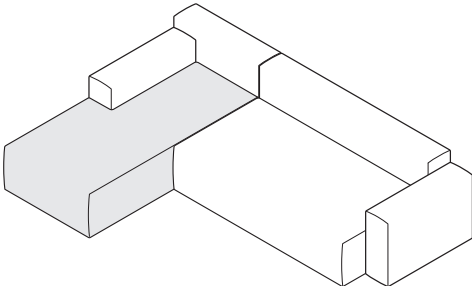
2. Position

Position 1 thru 8

*See above
 for power
 port location
 restrictions.

3. Option Power Port Finish

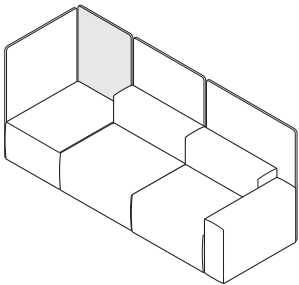
BL Blue	FG Forest Green	RD Red
BM Black Matte	LG Light Gray	RO Red Orange
BR Brass	MG Meadow Green	RR Rusty Red
BT Black Twilight	MK Milk	SB Soft Blue
CP Champagne	MS Metallic Silver	SD Sand
DB Dark Bronze	NK Nickel	TC Terracotta
DG Dark Gray	NV Navy	TP Taupe
DP Dusty Pink	OR Orange	TS Textured Slate
	PY Pale Yellow	YL Yellow

		General Information
<div>Double Seat - Rolled Side</div> 	<div>Rolled Side</div> <p>The option of a 'Rolled Side' is offered on Double Seats, Double Full Seats, Chaise Right, and Chaise Left units capping the end of a layout. Seam direction is altered from the standard 'Rolled Front' for a consistent pattern with adjacent seats. This enables striped and patterned fabrics to line up across units. Please refer to the sample layouts on this page as a reference for each 'Rolled Side' unit. Selection of rolled side units will be reviewed and suggested by Stylex per customer layout. Refer to page 8 for pricing information.</p>	
<div>Double Full Seat - Rolled Side</div> 		
<div>Chaise Right - Rolled Side</div> 		

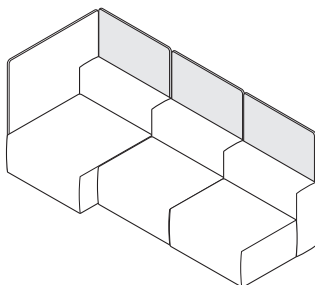
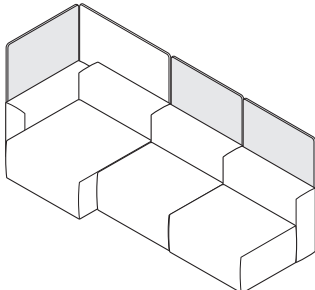
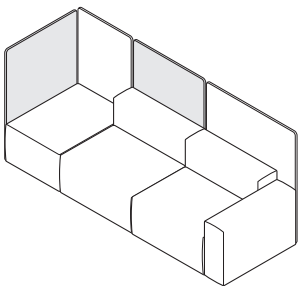
General Information

Privacy Screens
Yoom Privacy Screens are field installed and can be installed on seats, backs and arms. They can be used to provide privacy and definition to the space or can be directly used as a back with throw pillows in lieu of the traditional Yoom Backs or Back to Backs. Three different privacy screen widths have been created to keep pace with the specifiers creativity.

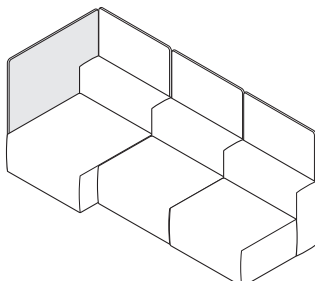
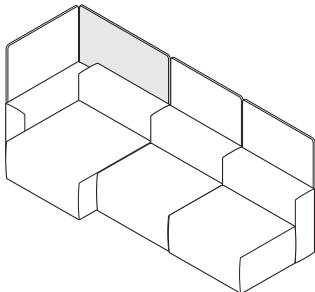
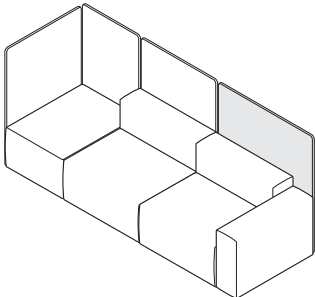
YM061 - Privacy Screen (25")



YM062 - Privacy Screens (34")




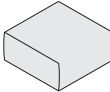

YM063 - Privacy Screens (43")



Yoom Rolled Soft

Lounge
Rolled Front - Single Seat

9

							C.O.M. Fabric Upholstery Grades													C.O.L.					Leather Upholstery Grades				
	Series	Style	Type	Dimensions	Ydg.	Sq. ft.	C.O.M	A	B	C	D	E	F	G	H	I	J	K	L	M	W	X	Y	E1	E2				
	Single Seat	YM	5	11	15"H x 27.25"D x 36.25"W	2.5	40	1,757	1,947	2,053	2,154	2,258	2,361	2,477	2,591	2,724	2,898	3,106	3,316	3,520	3,728	2,942	3,250	4,244	4,661	5,786			
	Single Full Seat	YM	5	12	15"H x 36.25"D x 36.25"L	3.3	48	2,216	2,477	2,618	2,754	2,897	3,039	3,194	3,351	3,533	3,772	4,056	4,341	4,620	4,904	3,630	3,998	5,186	5,679	7,019			
	Single Narrow Seat	YM	5	13	15"H x 27.25"D x 36.25"L	2.0	32	1,450	1,607	1,693	1,775	1,860	1,945	2,040	2,132	2,243	2,385	2,556	2,727	2,895	3,065	2,368	2,624	3,407	3,734	4,618			



To Order Follow Steps 1-7

1. Series/Style 2. Type

YM5

Yoom Rolled Front Soft

11 Single Seat
12 Single Full Seat
13 Single Narrow Seat

 Blanket
 Zig Zag

3. Seam Options

Seam Option

SS Single seam on all edges
SP Pinch seam on top edges
SW Standard welt cord on all edges +10% of COM List

Decorative Stitch on top edges
(available on woven textiles only)

SSD1 Blanket stitch over single seam +10% of COM List
SSD2 Zig Zag stitch over single seam +10% of COM List

Thread color must be specified.
Reference Stylex/Stitching on Stylexseating.com for thread colors and stitch images.

4. Decorative Stitch Colors

01 White
02 Natural
03 Lemon
04 Pebble Beige
05 Dk Mahogany
06 Orange
07 Red
08 Purple
09 Pro Blue
10 Navy
11 Olive
12 Dark Green
13 Nickel
14 Dark Gray
15 Black

5. Glides/Casters/Legs

Glide Option

PG Plastic Glide
Recommended for easier movement on carpet.

FG Felt Glide
Recommended for easier movement on hard floors

RG Rubber Glide
Recommended for static positioning.

Caster Option

CH Hard Wheel Caster +89
Recommended for full mobility in collaborative settings.

CS Soft Wheel Caster +89
Recommended for full mobility in collaborative settings.

Round Legs +156
Legs increase seating height by 2".
All standard Stylex powder paints and Polished Aluminum are available leg finish choices.

6. Options

G Ganging +00

C1X In-seat power port with 10' power cord +435

C2X In-seat power port with 20' power cord +466

W1X 12' BX whip (for hardwiring) +1,079

W2X 24' BX whip (for hardwiring) +1,261

See Page 6 for complete information on specifying power ports.

7. Textile

Yoom Rolled Soft fabrics must be cut up the roll.

Yoom Rolled Soft is designed to have a casual look and feel. It is meant to show wrinkling with most textiles.

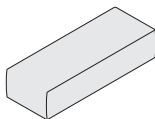
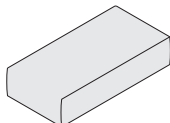
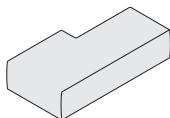
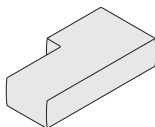
Refer to Stylex swatch cards and separately published ingraded fabric program to determine grades.

See General Information section in the main price list for CAL 133 Information.

Yoom Rolled Soft

Lounge
Rolled Side - Double Seat / Chaise

10

							C.O.M. Fabric Upholstery Grades													C.O.L.					Leather Upholstery Grades				
	Series	Style	Type	Dimensions	Ydg.	Sq. ft.	C.O.M	A	B	C	D	E	F	G	H	I	J	K	L	M		W	X	Y	E1	E2			
	Double Seat	YM	4	14	15"H x 27.25"D x 70.25"W	5.5	67	2,979	3,415	3,651	3,880	4,116	4,352	4,612	4,873	5,178	5,574	6,048	6,522	6,988	7,460		4,961	5,480	7,147	7,842	9,722		
	Double Full Seat	YM	4	15	15"H x 36.25"D x 70.25"L	5.5	79	3,894	4,329	4,565	4,794	5,034	5,269	5,528	5,788	6,094	6,491	6,964	7,437	7,905	8,378		6,234	6,844	8,811	9,630	11,848		
	Chaise Right	YM	4	16	15"H x 36.25"/27.25"D x 70.25"L	5.5	70	3,894	4,329	4,565	4,794	5,034	5,269	5,528	5,788	6,094	6,491	6,964	7,437	7,905	8,378		5,963	6,502	8,240	8,964	10,924		
	Chaise Left	YM	4	17	15"H x 36.25"/27.25"D x 70.25"L	5.5	70	3,894	4,329	4,565	4,794	5,034	5,269	5,528	5,788	6,094	6,491	6,964	7,437	7,905	8,378		5,963	6,502	8,240	8,964	10,924		

To Order Follow Steps 1-7

1. Series/Style 2. Type

YM4

Yoom
Rolled Side
Soft

- 14 Double Seat
- 15 Double Full Seat
- 16 Chaise Right
- 17 Chaise Left



Blanket Zig Zag

3. Seam Options

Seam Option

- SS Single seam on all edges
- SP Pinch seam on top edges
- Single seam on side edges
- SW Standard welt cord on all edges +10% of COM List

Decorative Stitch on top edges (available on woven textiles only)

- SSD1 Blanket stitch over single seam +10% of COM List
- SSD2 Zig Zag stitch over single seam +10% of COM List

Thread color must be specified.
Reference Stylex/Stitching on Stylexseating.com for thread colors and stitch images.

4. Decorative Stitch Colors

- 01 White
- 02 Natural
- 03 Lemon
- 04 Pebble Beige
- 05 Dk Mahogany
- 06 Orange
- 07 Red
- 08 Purple
- 09 Pro Blue
- 10 Navy
- 11 Olive
- 12 Dark Green
- 13 Nickel
- 14 Dark Gray
- 15 Black

5. Glides/Casters/Legs

Glide Option

- PG Plastic Glide
Recommended for easier movement on carpet.
- FG Felt Glide
Recommended for easier movement on hard floors
- RG Rubber Glide
Recommended for static positioning.

L1

Round Legs

Legs increase seating height by 2".
All standard Stylex powder paints and Polished Aluminum are available leg finish choices.



+156

6. Options

- G Ganging +00
- C1X In-seat power port with 10' power cord +435
- C2X In-seat power port with 20' power cord +466
- W1X 12' BX whip (for hardwiring) +1,079
- W2X 24' BX whip (for hardwiring) +1,261

See Page 6 for complete information on specifying power ports.

7. Textile

Yoom Rolled Soft fabrics must be cut up the roll.

Yoom Rolled Soft is designed to have a casual look and feel. It is meant to show wrinkling with most textiles.

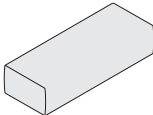
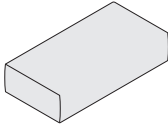
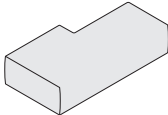
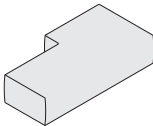
Refer to Stylex swatch cards and separately published ingraded fabric program to determine grades.

See General Information section in the main price list for CAL 133 Information.

Yoom Rolled Soft

Lounge
Rolled Front - Double Seat / Chaise

11

							C.O.M. Fabric Upholstery Grades													C.O.L.					Leather Upholstery Grades				
	Series	Style	Type	Dimensions	Ydg.	Sq. ft.	C.O.M	A	B	C	D	E	F	G	H	I	J	K	L	M		W	X	Y	E1	E2			
	Double Seat	YM	5	14	15"H x 27.25"D x 70.25"W	4.4	67	2,979	3,317	3,502	3,681	3,866	4,051	4,254	4,455	4,692	5,003	5,373	5,741	6,107	6,474		4,961	5,480	7,147	7,842	9,722		
	Double Full Seat	YM	5	15	15"H x 36.25"D x 70.25"L	5.5	79	3,894	4,321	4,553	4,776	5,009	5,242	5,498	5,752	6,049	6,439	6,903	7,367	7,824	8,287		6,234	6,844	8,811	9,630	11,848		
	Chaise Right	YM	5	16	15"H x 36.25"/27.25"D x 70.25"L	5.0	70	3,894	4,295	4,513	4,723	4,942	5,160	5,397	5,637	5,920	6,283	6,718	7,153	7,584	8,019		5,963	6,502	8,240	8,964	10,924		
	Chaise Left	YM	5	17	15"H x 36.25"/27.25"D x 70.25"L	5.0	70	3,894	4,295	4,513	4,723	4,942	5,160	5,397	5,637	5,920	6,283	6,718	7,153	7,584	8,019		5,963	6,502	8,240	8,964	10,924		

To Order Follow Steps 1-7

1. Series/Style 2. Type

YM5

Yoom
Rolled Front
Soft

- 14 Double Seat
- 15 Double Full Seat
- 16 Chaise Right
- 17 Chaise Left



Blanket Zig Zag

3. Seam Options

Seam Option

- SS Single seam on all edges
- SP Pinch seam on top edges
- Single seam on side edges
- SW Standard welt cord on all edges +10% of COM List

Decorative Stitch on top edges (available on woven textiles only)

- SSD1 Blanket stitch over single seam +10% of COM List
- SSD2 Zig Zag stitch over single seam +10% of COM List

Thread color must be specified.
Reference Stylex/Stitching on Stylexseating.com for thread colors and stitch images.

4. Decorative Stitch Colors

- 01 White
- 02 Natural
- 03 Lemon
- 04 Pebble Beige
- 05 Dk Mahogany
- 06 Orange
- 07 Red
- 08 Purple
- 09 Pro Blue
- 10 Navy
- 11 Olive
- 12 Dark Green
- 13 Nickel
- 14 Dark Gray
- 15 Black

5. Glides/Casters/Legs

Glide Option

- PG Plastic Glide
Recommended for easier movement on carpet.
- FG Felt Glide
Recommended for easier movement on hard floors
- RG Rubber Glide
Recommended for static positioning.

L1

Round Legs

Legs increase seating height by 2".
All standard Stylex powder paints and Polished Aluminum are available leg finish choices.



+156

6. Options

- G Ganging +00
- C1X In-seat power port with 10' power cord +435
- C2X In-seat power port with 20' power cord +466
- W1X 12' BX whip (for hardwiring) +1,079
- W2X 24' BX whip (for hardwiring) +1,261

See Page 6 for complete information on specifying power ports.

7. Textile

Yoom Rolled Soft fabrics must be cut up the roll.

Yoom Rolled Soft is designed to have a casual look and feel. It is meant to show wrinkling with most textiles.

Refer to Stylex swatch cards and separately published ingraded fabric program to determine grades.

See General Information section in the main price list for CAL 133 Information.

Table with columns: Series, Style, Type, Dimensions, Ydg., Sq. ft., C.O.M. Fabric Upholstery Grades, C.O.L., and Leather Upholstery Grades. Rows include Single Back, Single High Back, Single Narrow Back, and Single Narrow High.

To Order Follow Steps 1-7

1. Series/Style 2. Type

Diagram showing selection options for Yoom Rolled Front Soft (YM5) and Type (31 Single Back, 32 Single High Back, 33 Single Narrow Back, 38 Single Narrow High Back).

3. Seam Options

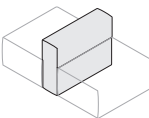
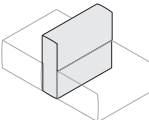
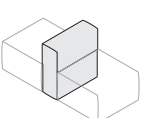
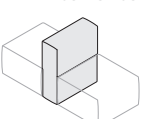
Diagram showing Seam Options (SS, SP, SW) and Decorative Stitch on top edges (SSD1, SSD2) with corresponding thread color and stitch images.

4. Decorative Stitch Colors

- 01 White
02 Natural
03 Lemon
04 Pebble Beige
05 Dk Mahogany
06 Orange
07 Red
08 Purple
09 Pro Blue
10 Navy
11 Olive
12 Dark Green
13 Nickel
14 Dark Gray
15 Black

5. Textile

Yoom Rolled Soft fabrics must be cut up the roll.
Yoom Rolled Soft is designed to have a casual look and feel. It is meant to show wrinkling with most textiles.
Refer to Stylex swatch cards and separately published ingraded fabric program to determine grades.
See General Information section in the main price list for CAL 133 Information.

							C.O.M. Fabric Upholstery Grades														C.O.L.					Leather Upholstery Grades				
	Series	Style	Type	Dimensions	Ydg.	Sq. ft.	C.O.M	A	B	C	D	E	F	G	H	I	J	K	L	M	W	X	Y	E1	E2					
Single Thin Back to Back 	YM	5	39	26"H x 9"D x 36.25"W	2.1	22	1,275	1,436	1,525	1,612	1,699	1,786	1,885	1,982	2,096	2,244	2,420	2,597	2,772	2,945	2,363	2,646	3,562	3,941	4,974					
Single High Thin Back to Back 	YM	5	40	30"H x 9"D x 36.25"W	2.2	24	1,424	1,596	1,687	1,780	1,871	1,966	2,066	2,169	2,287	2,443	2,630	2,817	3,001	3,186	2,514	2,796	3,712	4,092	5,123					
Single Narrow Thin Back to Back 	YM	5	41	26"H x 9"D x 27.25"W	1.6	18	1,275	1,393	1,460	1,521	1,589	1,651	1,725	1,797	1,880	1,988	2,120	2,249	2,378	2,507	2,363	2,646	3,562	3,941	4,974					
Single Narrow High Thin Back to Back 	YM	5	42	30"H x 9"D x 27.25"W	1.8	23	1,424	1,560	1,635	1,707	1,782	1,856	1,937	2,019	2,116	2,242	2,387	2,537	2,683	2,832	2,514	2,796	3,712	4,092	5,123					

To Order Follow Steps 1-7

1. Series/Style 2. Type

YM5

Yoom Rolled Front Soft

39 Single Thin Back to Back
40 Single High Thin Back to Back
41 Single Narrow Thin Back to Back
42 Single Narrow High Thin Back to Back

3. Seam Options

Seam Option

SS Single seam on all edges
SP Pinch seam on top edges
Single seam on side edges
SW Standard welt cord on all edges +10% of COM List

Decorative Stitch on top edges
(available on woven textiles only)

SSD1 Blanket stitch over single seam +10% of COM List
SSD2 Zig Zag stitch over single seam +10% of COM List

Blanket

Zig Zag

Thread color must be specified.
Reference Stylex/Stitching on Stylexseating.com for thread colors and stitch images.

4. Decorative Stitch Colors

-
- 01 White
02 Natural
03 Lemon
04 Pebble Beige
05 Dk Mahogany
06 Orange
07 Red
08 Purple
09 Pro Blue
10 Navy
11 Olive
12 Dark Green
13 Nickel
14 Dark Gray
15 Black

5. Textile

Yoom Rolled Soft fabrics must be cut up the roll.

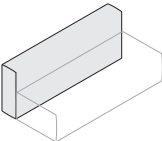
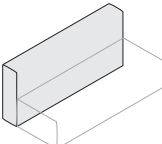
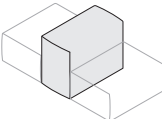
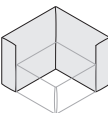
Yoom Rolled Soft is designed to have a casual look and feel. It is meant to show wrinkling with most textiles.

Refer to Stylex swatch cards and separately published ingraded fabric program to determine grades .

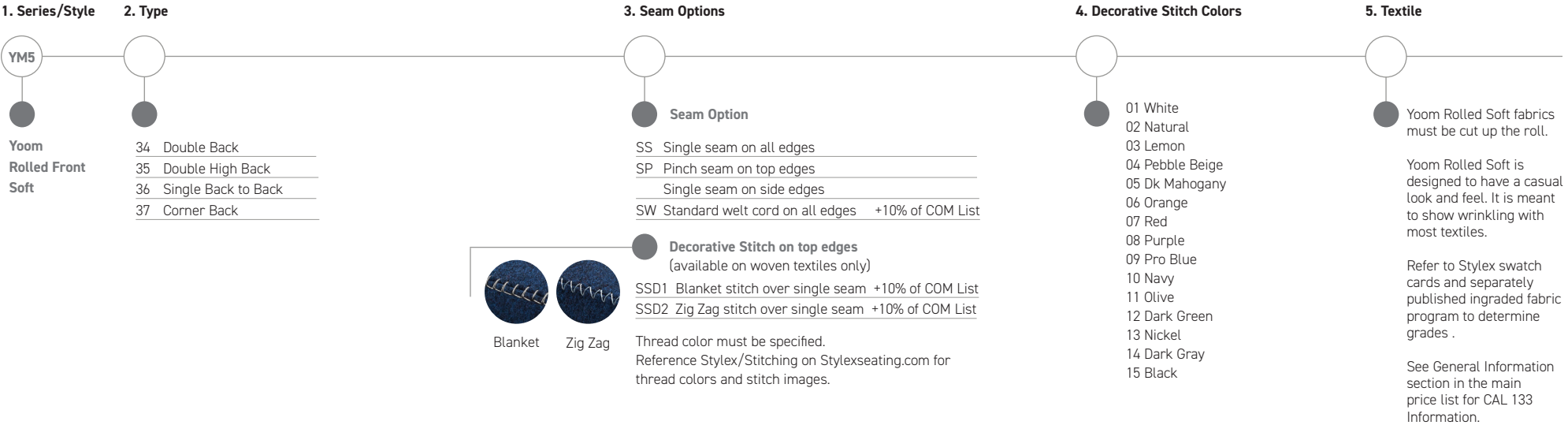
See General Information section in the main price list for CAL 133 Information.

Yoom Rolled Soft

Lounge
Rolled Front - Double Back

							C.O.M. Fabric Upholstery Grades														C.O.L.					Leather Upholstery Grades				
	Series	Style	Type	Dimensions	Ydg.	Sq. ft.	C.O.M	A	B	C	D	E	F	G	H	I	J	K	L	M	W	X	Y	E1	E2					
	Double Back	YM	5	34	26"H x 9"D x 70.25"W	4.1	57	2,138	2,460	2,637	2,806	2,980	3,155	3,347	3,541	3,767	4,058	4,410	4,762	5,105	5,455	3,831	4,275	5,695	6,288	7,893				
	Double High Back	YM	5	35	30"H x 9"D x 70.25"W	4.7	65	2,407	2,770	2,970	3,164	3,360	3,560	3,777	3,998	4,254	4,586	4,981	5,381	5,772	6,171	4,332	4,835	6,453	7,127	8,954				
	Single Back to Back	YM	5	36	26"H x 18"D x 36.25"W	3.2	38	1,450	1,704	1,842	1,972	2,111	2,248	2,399	2,548	2,727	2,958	3,232	3,507	3,776	4,051	2,561	2,849	3,780	4,167	5,219				
	Corner Back	YM	5	37	26"H x 36.25"D x 36.25"W	3.3	50	1,832	2,103	2,249	2,392	2,539	2,685	2,846	3,007	3,195	3,442	3,737	4,029	4,320	4,612	3,301	3,683	4,916	5,431	6,822				

To Order Follow Steps 1-5



Yoom Rolled Soft

Lounge
Rolled Front - Arm and Privacy Screens

							C.O.M. Fabric Upholstery Grades															C.O.L.					Leather Upholstery Grades				
	Series	Style	Type	Dimensions	Ydg.	Sq. ft.	C.O.M	A	B	C	D	E	F	G	H	I	J	K	L	M	W	X	Y	E1	E2						
	Single Low Arm	YM	5	51	22"H x 10.375"D x 36.25"W	1.9	30	954	1,103	1,184	1,262	1,342	1,421	1,511	1,599	1,704	1,836	1,997	2,158	2,319	2,479	1,913	2,166	2,970	3,306	4,215					
	25" Privacy Screen	YM	0	61	45"H x 1.5"D x 25"W	2.2		1,049	1,221	1,314	1,405	1,497	1,591	1,692	1,796	1,913	2,069	2,254	2,440	2,623	2,809										
	34" Privacy Screen	YM	0	62	45"H x 1.5"D x 34"W	3.0		1,349	1,579	1,706	1,828	1,953	2,079	2,217	2,354	2,517	2,726	2,978	3,229	3,476	3,726										
	43" Privacy Screen	YM	0	63	45"H x 1.5"D x 43"W	3.8		1,649	1,940	2,098	2,250	2,409	2,567	2,741	2,915	3,119	3,382	3,699	4,015	4,326	4,641										

To Order Follow Steps 1-5

1. Series/Style

YM

Yoom Rolled Front Soft

2. Type

551 Single Low Arm
061 25" Privacy Screen
062 34" Privacy Screen
063 43" Privacy Screen

3. Seam Options

Seam Option
SS Single seam on all edges
SP Pinch seam on top edges
Single seam on side edges
SW Standard welt cord on all edges +10% of COM List

Decorative Stitch on top edges
(available on woven textiles only)
SSD1 Blanket stitch over single seam +10% of COM List
SSD2 Zig Zag stitch over single seam +10% of COM List

Thread color must be specified.
Reference Stylex/Stitching on [Stylexseating.com](#) for thread colors and stitch images.

4. Decorative Stitch Colors

01 White
02 Natural
03 Lemon
04 Pebble Beige
05 Dk Mahogany
06 Orange
07 Red
08 Purple
09 Pro Blue
10 Navy
11 Olive
12 Dark Green
13 Nickel
14 Dark Gray
15 Black

5. Textile

Yoom Rolled Soft fabrics must be cut up the roll.

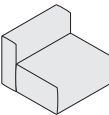
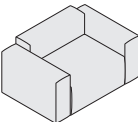
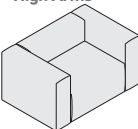
Yoom Rolled Soft is designed to have a casual look and feel. It is meant to show wrinkling with most textiles.

Refer to Stylex swatch cards and separately published ingraded fabric program to determine grades .

See General Information section in the main price list for CAL 133 Information.

Yoom Rolled Soft

Lounge
Rolled Front - Single Chairs

							C.O.M. Fabric Upholstery Grades														C.O.L.					Leather Upholstery Grades				
	Series	Style	Type	Dimensions	Ydg.	Sq. ft.	C.O.M	A	B	C	D	E	F	G	H	I	J	K	L	M	W	X	Y	E1	E2					
	Single Chair Armless	YM	5	113100	26"H x 36.25"D x 36.25"W	4.4	73	2,904	3,257	3,455	3,641	3,834	4,029	4,244	4,457	4,706	5,030	5,417	5,809	6,189	6,577	5,051	5,609	7,414	8,168	10,205				
	Single Chair with Low Arms	YM	5	113151P	26"H x 36.25"D x 55.25"W	8.0	138	4,812	5,463	5,823	6,165	6,518	6,871	7,266	7,655	8,114	8,702	9,411	10,125	10,827	11,535	8,877	9,941	13,354	14,780	18,635				
	Single Chair with High Arms	YM	5	113131P	26"H x 36.25"D x 55.25"W	8.5	138	5,198	5,877	6,259	6,615	6,986	7,365	7,778	8,189	8,670	9,294	10,039	10,795	11,527	12,275	9,269	10,327	13,754	15,182	19,043				

To Order Follow Steps 1-5

1. Series/Style 2. Type

YM5

Yoom Rolled Front Soft

113100 Single Chair Armless

113151P Single Chair with Low Arms

113131P Single Chair with High Arms

3. Seam Options

Seam Option

SS Single seam on all edges

SP Pinch seam on top edges

Single seam on side edges

SW Standard welt cord on all edges +10% of COM List

Decorative Stitch on top edges
(available on woven textiles only)

SSD1 Blanket stitch over single seam +10% of COM List

SSD2 Zig Zag stitch over single seam +10% of COM List

Blanket

Zig Zag

Thread color must be specified.
Reference Stylex/Stitching on [Stylexseating.com](#) for thread colors and stitch images.

4. Decorative Stitch Colors 5. Glides/Casters/Legs

01 White

02 Natural

03 Lemon

04 Pebble Beige

05 Dk Mahogany

06 Orange

07 Red

08 Purple

09 Pro Blue

10 Navy

11 Olive

12 Dark Green

13 Nickel

14 Dark Gray

15 Black

Glide Option

PG Plastic Glide
Recommended for easier movement on carpet.

FG Felt Glide
Recommended for easier movement on hard floors

RG Rubber Glide
Recommended for static positioning.

Caster Option

CH Hard Wheel Caster +89
Recommended for full mobility in collaborative settings.

CS Soft Wheel Caster +89
Recommended for full mobility in collaborative settings.

L1 Round Legs +156
Legs increase seating height by 2".
All standard Stylex powder paints and Polished Aluminum are available leg finish choices.

6. Options

G Ganging +00

C1X In-seat power port with 10' power cord +435

C2X In-seat power port with 20' power cord +466

W1X 12' BX whip +1,079
(for hardwiring)

W2X 24' BX whip +1,261
(for hardwiring)

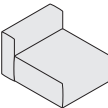
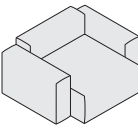
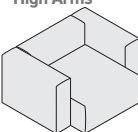
See Page 6 for complete information on specifying power ports.

7. Textile

Yoom Rolled Soft fabrics must be cut up the roll.
Yoom Rolled Soft is designed to have a casual look and feel. It is meant to show wrinkling with most textiles.
Refer to Stylex swatch cards and separately published ingraded fabric program to determine grades .
See General Information section in the main price list for CAL 133 Information.

Yoom Rolled Soft

Lounge
Rolled Front - Single Full

							C.O.M. Fabric Upholstery Grades															C.O.L.					Leather Upholstery Grades				
	Series	Style	Type	Dimensions	Ydg.	Sq. ft.	C.O.M	A	B	C	D	E	F	G	H	I	J	K	L	M	W	X	Y	E1	E2						
	Single Full Chair Armless	YM	5	123100	26"H x 45.25"D x 36.25"W	5.3	81	3,363	3,787	4,020	4,241	4,473	4,707	4,961	5,217	5,515	5,904	6,367	6,834	7,289	7,753	5,739	6,357	8,356	9,186	11,438					
	Single Full Chair with Low Arms	YM	5	123151P	26"H x 45.25"D x 55.25"W	8.8	146	5,271	5,993	6,388	6,765	7,157	7,549	7,983	8,415	8,923	9,576	10,361	11,150	11,927	12,711	9,565	10,689	14,296	15,798	19,868					
	Single Full Chair with High Arms	YM	5	123131P	26"H x 45.25"D x 55.25"W	9.4	146	5,657	6,407	6,824	7,215	7,625	8,043	8,495	8,949	9,479	10,168	10,989	11,820	12,627	13,451	9,957	11,075	14,696	16,200	20,276					

To Order Follow Steps 1-5

1. Series/Style 2. Type


YM5


Yoom Rolled Front Soft

123100 Single Full Chair Armless

123151P Single Full Chair with Low Arms

123131P Single Full Chair with High Arms





Blanket

Zig Zag

3. Seam Options

Seam Option

SS Single seam on all edges

SP Pinch seam on top edges

Single seam on side edges

SW Standard welt cord on all edges +10% of COM List

Decorative Stitch on top edges
(available on woven textiles only)

SSD1 Blanket stitch over single seam +10% of COM List

SSD2 Zig Zag stitch over single seam +10% of COM List

Thread color must be specified.
Reference Stylex/Stitching on Stylexseating.com for thread colors and stitch images.

4. Decorative Stitch Colors 5. Glides/Casters/Legs

01 White

02 Natural

03 Lemon

04 Pebble Beige

05 Dk Mahogany

06 Orange

07 Red

08 Purple

09 Pro Blue

10 Navy

11 Olive

12 Dark Green

13 Nickel

14 Dark Gray

15 Black

Glide Option

PG Plastic Glide

Recommended for easier movement on carpet.

FG Felt Glide

Recommended for easier movement on hard floors

RG Rubber Glide

Recommended for static positioning.


L1

Round Legs

Legs increase seating height by 2".

All standard Stylex powder paints and Polished Aluminum are available leg finish choices.

+156



6. Options

G Ganging +00

C1X In-seat power port with 10' power cord +435

C2X In-seat power port with 20' power cord +466

W1X 12' BX whip +1,079
(for hardwiring)

W2X 24' BX whip +1,261
(for hardwiring)

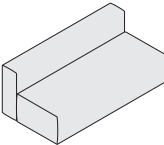
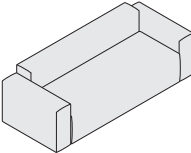
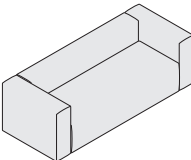
See Page 6 for complete information on specifying power ports.

7. Textile

Yoom Rolled Soft fabrics must be cut up the roll.
Yoom Rolled Soft is designed to have a casual look and feel. It is meant to show wrinkling with most textiles.
Refer to Stylex swatch cards and separately published ingraded fabric program to determine grades .
See General Information section in the main price list for CAL 133 Information.

Yoom Rolled Soft

Lounge
Rolled Front - Double Chairs

							C.O.M. Fabric Upholstery Grades														C.O.L.					Leather Upholstery Grades				
	Series	Style	Type	Dimensions	Ydg.	Sq. ft.	C.O.M	A	B	C	D	E	F	G	H	I	J	K	L	M	W	X	Y	E1	E2					
	Double Chair Armless	YM	5	143400	26"H x 36.25"D x 70.25"W	8.3	125	5,117	5,777	6,139	6,487	6,846	7,206	7,601	7,996	8,459	9,061	9,783	10,503	11,212	11,929	8,792	9,755	12,842	14,130	17,615				
	Double Chair with Low Arms	YM	5	143451P	26"H x 36.25"D x 89.25"W	11.9	190	7,025	7,983	8,507	9,011	9,530	10,048	10,623	11,194	11,867	12,733	13,777	14,819	15,850	16,887	12,618	14,087	18,782	20,742	26,045				
	Double Chair with High Arms	YM	5	143431P	26"H x 36.25"D x 89.25"W	12.3	190	7,411	8,397	8,943	9,461	9,998	10,542	11,135	11,728	12,423	13,325	14,405	15,489	16,550	17,627	13,010	14,473	19,182	21,144	26,453				

To Order Follow Steps 1-5

1. Series/Style 2. Type

YM5

Yoom Rolled Front Soft

143400 Double Chair Armless

143451P Double Chair with Low Arms

143431P Double Chair with High Arms

3. Seam Options

Seam Option

SS Single seam on all edges

SP Pinch seam on top edges

Single seam on side edges

SW Standard welt cord on all edges +10% of COM List



Blanket Zig Zag

Decorative Stitch on top edges (available on woven textiles only)

SSD1 Blanket stitch over single seam +10% of COM List

SSD2 Zig Zag stitch over single seam +10% of COM List

Thread color must be specified. Reference Stylex/Stitching on Stylexseating.com for thread colors and stitch images.

4. Decorative Stitch Colors

01 White

02 Natural

03 Lemon

04 Pebble Beige

05 Dk Mahogany

06 Orange

07 Red

08 Purple

09 Pro Blue

10 Navy

11 Olive

12 Dark Green

13 Nickel

14 Dark Gray

15 Black

5. Glides/Casters/Legs

Glide Option

PG Plastic Glide

Recommended for easier movement on carpet.

FG Felt Glide

Recommended for easier movement on hard floors

RG Rubber Glide


Recommended for static positioning.

L1

Round Legs

Legs increase seating height by 2". All standard Stylex powder paints and Polished Aluminum are available leg finish choices.

+156



6. Options

G Ganging +00

C1X In-seat power port with 10' power cord +435

C2X In-seat power port with 20' power cord +466

W1X 12' BX whip +1,079 (for hardwiring)

W2X 24' BX whip +1,261 (for hardwiring)

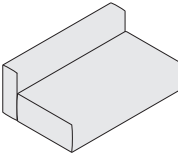
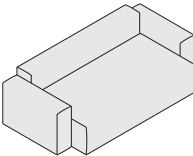
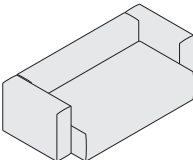
See Page 6 for complete information on specifying power ports.

7. Textile

Yoom Rolled Soft fabrics must be cut up the roll. Yoom Rolled Soft is designed to have a casual look and feel. It is meant to show wrinkling with most textiles. Refer to Stylex swatch cards and separately published ingraded fabric program to determine grades . See General Information section in the main price list for CAL 133 Information.

Yoom Rolled Soft

Lounge
Rolled Front - Double Full Chairs

						C.O.M. Fabric Upholstery Grades														C.O.L.					Leather Upholstery Grades				
	Series	Style	Type	Dimensions	Ydg.	Sq. ft.	C.O.M	A	B	C	D	E	F	G	H	I	J	K	L	M	W	X	Y	E1	E2				
Double Full Chair Armless	YM	5	153400	26"H x 45.25"D x 70.25"W	9.4	137	6,032	6,781	7,190	7,582	7,989	8,397	8,845	9,293	9,816	10,497	11,313	12,129	12,929	13,742	10,065	11,119	14,506	15,918	19,741				
																													
Double Full Chair with Low Arms	YM	5	153451P	26"H x 45.25"D x 89.25"W	13.0	202	7,940	8,987	9,558	10,106	10,673	11,239	11,867	12,491	13,224	14,169	15,307	16,445	17,567	18,700	13,891	15,451	20,446	22,530	28,171				
																													
Double Full Chair with High Arms		5	153431P	26"H x 45.25"D x 89.25"W	13.5	202	8,326	9,401	9,994	10,556	11,141	11,733	12,379	13,025	13,780	14,761	15,935	17,115	18,267	19,440	14,283	15,837	20,846	22,932	28,579				
																													

To Order Follow Steps 1-5

1. Series/Style 2. Type



YM5

Yoom Rolled Front Soft

153400 Double Full Chair Armless

153451P Double Full Chair with Low Arms

153431P Double Full Chair with High Arms



Blanket Zig Zag

3. Seam Options

Seam Option

SS Single seam on all edges

SP Pinch seam on top edges

SW Standard welt cord on all edges

Decorative Stitch on top edges
(available on woven textiles only)

SSD1 Blanket stitch over single seam +10% of COM List

SSD2 Zig Zag stitch over single seam +10% of COM List

Thread color must be specified.
Reference Stylex/Stitching on Stylexseating.com for thread colors and stitch images.

4. Decorative Stitch Colors

01 White
02 Natural
03 Lemon
04 Pebble Beige
05 Dk Mahogany
06 Orange
07 Red
08 Purple
09 Pro Blue
10 Navy
11 Olive
12 Dark Green
13 Nickel
14 Dark Gray
15 Black

5. Glides/Casters/Legs

Glide Option

PG Plastic Glide
Recommended for easier movement on carpet.

FG Felt Glide
Recommended for easier movement on hard floors

RG Rubber Glide
Recommended for static positioning.

L1 Round Legs

Legs increase seating height by 2".
All standard Stylex powder paints and Polished Aluminum are available leg finish choices.

6. Options

G Ganging +00

C1X In-seat power port with 10' power cord +435

C2X In-seat power port with 20' power cord +466

W1X 12' BX whip (for hardwiring) +1,079

W2X 24' BX whip (for hardwiring) +1,261

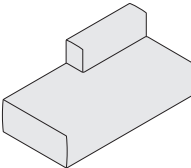
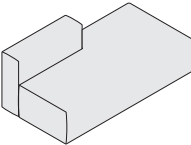
See Page 6 for complete information on specifying power ports.

7. Textile

Yoom Rolled Soft fabrics must be cut up the roll.
Yoom Rolled Soft is designed to have a casual look and feel. It is meant to show wrinkling with most textiles.
Refer to Stylex swatch cards and separately published ingraded fabric program to determine grades .
See General Information section in the main price list for CAL 133 Information.

Yoom Rolled Soft

Lounge
Rolled Front - Chaise Right and Left

							C.O.M. Fabric Upholstery Grades														C.O.L.					Leather Upholstery Grades				
	Series	Style	Type	Dimensions	Ydg.	Sq. ft.	C.O.M	A	B	C	D	E	F	G	H	I	J	K	L	M	W	X	Y	E1	E2					
	Chaise Right	YM	5	1631	26"H x 36.25"D x 70.25"W	7.2	103	5,041	5,605	5,915	6,210	6,518	6,828	7,164	7,503	7,902	8,415	9,029	9,646	10,253	10,868	8,072	8,861	11,410	12,471	15,343				
	Chaise Left	YM	5	1731	26"H x 36.25"D x 70.25"W	7.2	103	5,041	5,605	5,915	6,210	6,518	6,828	7,164	7,503	7,902	8,415	9,029	9,646	10,253	10,868	8,072	8,861	11,410	12,471	15,343				

To Order Follow Steps 1-5

1. Series/Style

YM5

Yoom Rolled Front Soft

2. Type

1631 Chaise Right
1731 Chaise Left

3. Seam Options

Seam Option

SS Single seam on all edges
SP Pinch seam on top edges
Single seam on side edges
SW Standard welt cord on all edges +10% of COM List

Decorative Stitch on top edges
(available on woven textiles only)

SSD1 Blanket stitch over single seam +10% of COM List
SSD2 Zig Zag stitch over single seam +10% of COM List

Blanket Zig Zag

Thread color must be specified.
Reference Stylex/Stitching on [Stylexseating.com](#) for thread colors and stitch images.

4. Decorative Stitch Colors

01 White
02 Natural
03 Lemon
04 Pebble Beige
05 Dk Mahogany
06 Orange
07 Red
08 Purple
09 Pro Blue
10 Navy
11 Olive
12 Dark Green
13 Nickel
14 Dark Gray
15 Black

5. Glides/Casters/Legs


Glide Option

PG Plastic Glide
Recommended for easier movement on carpet.
FG Felt Glide
Recommended for easier movement on hard floors
RG Rubber Glide
Recommended for static positioning.

L1 Round Legs

Legs increase seating height by 2".
All standard Stylex powder paints and Polished Aluminum are available leg finish choices.

+156



6. Options

G Ganging +00

C1X In-seat power port with 10' power cord +435

C2X In-seat power port with 20' power cord +466

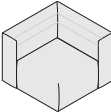
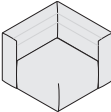
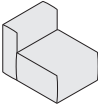
W1X 12' BX whip +1,079
(for hardwiring)

W2X 24' BX whip +1,261
(for hardwiring)

See Page 6 for complete information on specifying power ports.

7. Textile

Yoom Rolled Soft fabrics must be cut up the roll.
Yoom Rolled Soft is designed to have a casual look and feel. It is meant to show wrinkling with most textiles.
Refer to Stylex swatch cards and separately published ingraded fabric program to determine grades .
See General Information section in the main price list for CAL 133 Information.

							C.O.M. Fabric Upholstery Grades													C.O.L.					Leather Upholstery Grades				
							C.O.M	A	B	C	D	E	F	G	H	I	J	K	L	M									
	Series	Style	Type	Dimensions	Ydg.	Sq. ft.	C.O.M	A	B	C	D	E	F	G	H	I	J	K	L	M	W	X	Y	E1	E2				
	Corner Chair																												
	Boxed Front Single Narrow Seat																												
	YM	6	13	26"H x 36.25"D x 36.25"W	1.7	29	1,450	1,582	1,651	1,721	1,791	1,863	1,941	2,018	2,111	2,229	2,371	2,515	2,654	2,796	2,273	2,491	3,179	3,469	4,250				
	Rolled Front Corner Back																												
	YM	5	37	26"H x 36.25"D x 36.25"W	3.3	50	1,832	2,103	2,249	2,392	2,539	2,685	2,846	3,007	3,195	3,442	3,737	4,029	4,320	4,612	3,301	3,683	4,916	5,431	6,822				
	Narrow Chair Boxed Front																												
	YM	5	1333	26"H x 36.25"D x 27.25"W	4.0	57	2,519	2,841	3,017	3,186	3,360	3,537	3,732	3,919	4,148	4,442	4,791	5,142	5,489	5,838	4,197	4,652	6,071	6,665	8,267				

To Order Follow Steps 1-5

1. Series/Style

YM

Yoom Rolled Front Soft

2. Type

613/537 Corner Chair
51333 Narrow Chair
Note: Corner chair is ordered as two separate lines.

3. Seam Options

Seam Option

SS Single seam on all edges
SP Pinch seam on top edges
Single seam on side edges
SW Standard welt cord on all edges +10% of COM List

Decorative Stitch on top edges
(available on woven textiles only)

SSD1 Blanket stitch over single seam +10% of COM List

SSD2 Zig Zag stitch over single seam +10% of COM List

Blanket Zig Zag

Thread color must be specified.
Reference Stylex/Stitching on [Stylexseating.com](#) for thread colors and stitch images.

4. Decorative Stitch Colors

01 White
02 Natural
03 Lemon
04 Pebble Beige
05 Dk Mahogany
06 Orange
07 Red
08 Purple
09 Pro Blue
10 Navy
11 Olive
12 Dark Green
13 Nickel
14 Dark Gray
15 Black

5. Glides/Casters/Legs

Glide Option

PG Plastic Glide
Recommended for easier movement on carpet.
FG Felt Glide
Recommended for easier movement on hard floors
RG Rubber Glide
Recommended for static positioning.

L1 Round Legs
Legs increase seating height by 2".
All standard Stylex powder paints and Polished Aluminum are available leg finish choices.

+156

6. Options

G Ganging +00

C1X In-seat power port with 10' power cord +435

C2X In-seat power port with 20' power cord +466

W1X 12' BX whip (for hardwiring) +1,079

W2X 24' BX whip (for hardwiring) +1,261

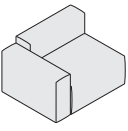
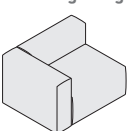
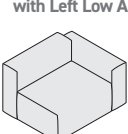
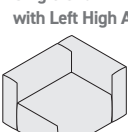
See Page 6 for complete information on specifying power ports.

7. Textile

Yoom Rolled Soft fabrics must be cut up the roll.
Yoom Rolled Soft is designed to have a casual look and feel. It is meant to show wrinkling with most textiles.
Refer to Stylex swatch cards and separately published ingraded fabric program to determine grades .
See General Information section in the main price list for CAL 133 Information.

Yoom Rolled Soft

Lounge
Rolled Front - Single Chair with Right or Left Arm

							C.O.M. Fabric Upholstery Grades														C.O.L.					Leather Upholstery Grades				
	Series	Style	Type	Dimensions	Ydg.	Sq. ft.	C.O.M	A	B	C	D	E	F	G	H	I	J	K	L	M	W	X	Y	E1	E2					
Single Chair with Right Low Arm 	YM	5	113151R	26"H x 36.25"D x 45.75"W	6.2	105	3,858	4,360	4,639	4,903	5,176	5,450	5,755	6,056	6,410	6,866	7,414	7,967	8,508	9,056	6,964	7,775	10,384	11,474	14,420					
Single Chair with Right High Arm 	YM	5	113131R	26"H x 36.25"D x 45.75"W	6.4	105	4,051	4,567	4,857	5,128	5,410	5,697	6,011	6,323	6,688	7,162	7,728	8,302	8,858	9,426	7,160	7,968	10,584	11,675	14,624					
Single Chair with Left Low Arm 	YM	5	113151L	26"H x 36.25"D x 45.75"W	6.2	105	3,858	4,360	4,639	4,903	5,176	5,450	5,755	6,056	6,410	6,866	7,414	7,967	8,508	9,056	6,964	7,775	10,384	11,474	14,420					
Single Chair with Left High Arm 	YM	5	113131L	26"H x 36"D x 45.75"W	6.4	105	4,051	4,567	4,857	5,128	5,410	5,697	6,011	6,323	6,688	7,162	7,728	8,302	8,858	9,426	7,160	7,968	10,584	11,675	14,624					

To Order Follow Steps 1-5

1. Series/Style 2. Type

YM5

Yoom Rolled Front Soft

113151R Single Chair with Right Low Arm

113131R Single Chair with Right High Arm

113151L Single Chair with Left Low Arm

113131L Single Chair with Left High Arm

3. Seam Options

Seam Option

SS Single seam on all edges

SP Pinch seam on top edges

Single seam on side edges

SW Standard welt cord on all edges +10% of COM List

Decorative Stitch on top edges (available on woven textiles only)

SSD1 Blanket stitch over single seam +10% of COM List

SSD2 Zig Zag stitch over single seam +10% of COM List

Blanket

Zig Zag

Thread color must be specified. Reference Stylex/Stitching on Stylexseating.com for thread colors and stitch images.

4. Decorative Stitch Colors 5. Glides/Casters/Legs

01 White

02 Natural

03 Lemon

04 Pebble Beige

05 Dk Mahogany

06 Orange

07 Red

08 Purple

09 Pro Blue

10 Navy

11 Olive

12 Dark Green

13 Nickel

14 Dark Gray

15 Black

Glide Option

PG Plastic Glide

Recommended for easier movement on carpet.

FG Felt Glide

Recommended for easier movement on hard floors

RG Rubber Glide

Recommended for static positioning.

L1

Round Legs

Legs increase seating height by 2". All standard Stylex powder paints and Polished Aluminum are available leg finish choices.

+156

6. Options

G Ganging +00

C1X In-seat power port with 10' power cord +435

C2X In-seat power port with 20' power cord +466

W1X 12' BX whip +1,079 (for hardwiring)

W2X 24' BX whip +1,261 (for hardwiring)

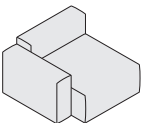
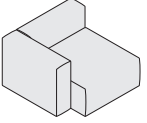
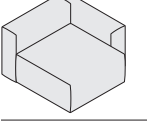
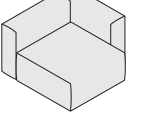
See Page 6 for complete information on specifying power ports.

7. Textile

Yoom Rolled Soft fabrics must be cut up the roll. Yoom Rolled Soft is designed to have a casual look and feel. It is meant to show wrinkling with most textiles. Refer to Stylex swatch cards and separately published ingraded fabric program to determine grades . See General Information section in the main price list for CAL 133 Information.

Yoom Rolled Soft

Lounge
Rolled Front - Single Full Chair with Right or Left Arm

							C.O.M. Fabric Upholstery Grades														C.O.L.					Leather Upholstery Grades				
	Series	Style	Type	Dimensions	Ydg.	Sq. ft.	C.O.M	A	B	C	D	E	F	G	H	I	J	K	L	M	W	X	Y	E1	E2					
<div>Single Full Chair with Right Low Arm</div> 	YM	5	123151R	26"H x 45.25"D x 45.75"W	7.0	113	4,317	4,890	5,204	5,503	5,815	6,128	6,472	6,816	7,219	7,740	8,364	8,992	9,608	10,232	7,652	8,523	11,326	12,492	15,653					
<div>Single Full Chair with Right High Arm</div> 	YM	5	123131R	26"H x 45.25"D x 45.75"W	7.3	113	4,510	5,097	5,422	5,728	6,049	6,375	6,728	7,083	7,497	8,036	8,678	9,327	9,958	10,602	7,848	8,716	11,526	12,693	15,857					
<div>Single Full Chair with Left Low Arm</div> 	YM	5	123151L	26"H x 45.25"D x 45.75"W	7.0	113	4,317	4,890	5,204	5,503	5,815	6,128	6,472	6,816	7,219	7,740	8,364	8,992	9,608	10,232	7,652	8,523	11,326	12,492	15,653					
<div>Single Full Chair with Left High Arm</div> 	YM	5	123131L	26"H x 45.25"D x 45.75"W	7.3	113	4,510	5,097	5,422	5,728	6,049	6,375	6,728	7,083	7,497	8,036	8,678	9,327	9,958	10,602	7,848	8,716	11,526	12,693	15,857					

To Order Follow Steps 1-5

1. Series/Style 2. Type

YM5

Yoom Rolled Front Soft

123151R

Single Full Chair with Right Low Arm

123131R

Single Full Chair with Right High Arm

123151L

Single Full Chair with Left Low Arm

123131L

Single Chair with Left High Arm

3. Seam Options

Seam Option

SS

Single seam on all edges

SP

Pinch seam on top edges

Single seam on side edges

SW

Standard welt cord on all edges

+10% of COM List

Decorative Stitch on top edges (available on woven textiles only)

SSD1

Blanket stitch over single seam

+10% of COM List

SSD2

Zig Zag stitch over single seam

+10% of COM List

Thread color must be specified. Reference Stylex/Stitching on Stylexseating.com for thread colors and stitch images.

4. Decorative Stitch Colors 5. Glides/Casters/Legs

01 White

02 Natural

03 Lemon

04 Pebble Beige

05 Dk Mahogany

06 Orange

07 Red

08 Purple

09 Pro Blue

10 Navy

11 Olive

12 Dark Green

13 Nickel

14 Dark Gray

15 Black

Glide Option

PG

Plastic Glide

Recommended for easier movement on carpet.

FG

Felt Glide

Recommended for easier movement on hard floors

RG

Rubber Glide

Recommended for static positioning.

L1

Round Legs

Legs increase seating height by 2". All standard Stylex powder paints and Polished Aluminum are available leg finish choices.

+156

6. Options

G

Ganging

+00

C1X

In-seat power port with 10' power cord

+435

C2X

In-seat power port with 20' power cord

+466

W1X

12' BX whip (for hardwiring)

+1,079

W2X

24' BX whip (for hardwiring)

+1,261

See Page 6 for complete information on specifying power ports.

7. Textile

Yoom Rolled Soft fabrics must be cut up the roll. Yoom Rolled Soft is designed to have a casual look and feel. It is meant to show wrinkling with most textiles. Refer to Stylex swatch cards and separately published ingraded fabric program to determine grades . See General Information section in the main price list for CAL 133 Information.