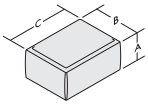
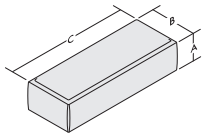
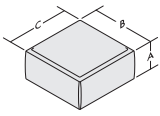
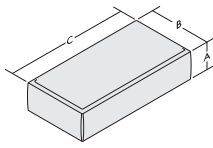
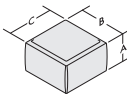
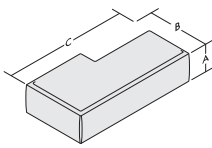
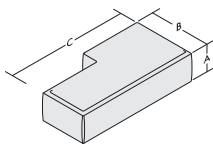
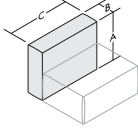
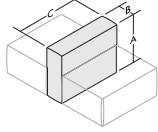
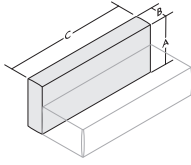
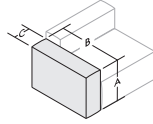
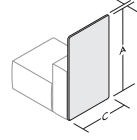
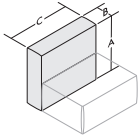
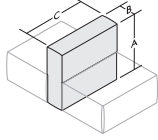
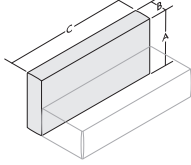
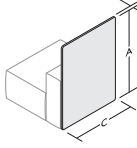
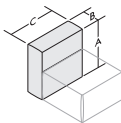
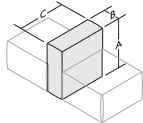
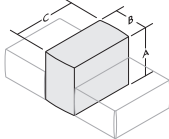
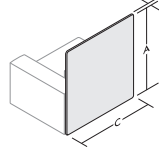
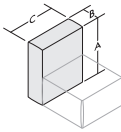
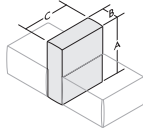
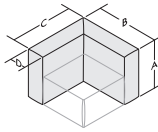


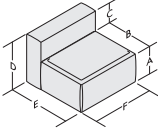
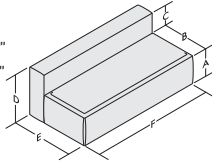
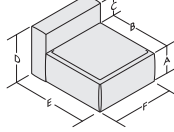
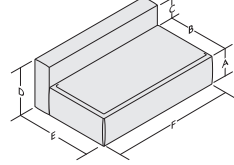
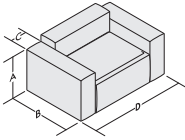
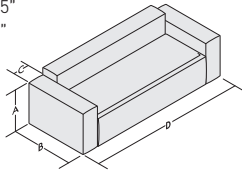
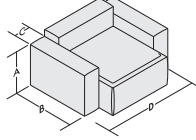
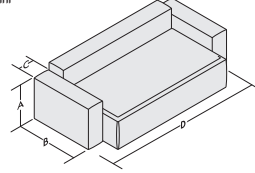
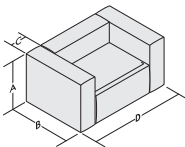
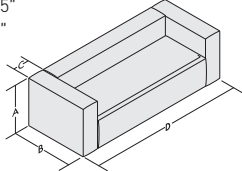
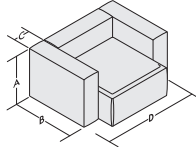
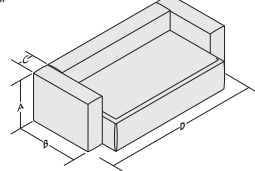
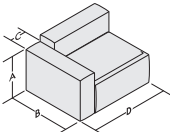
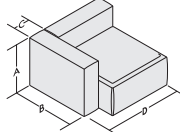
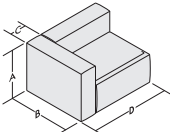
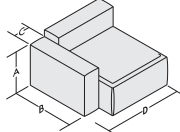
stylex

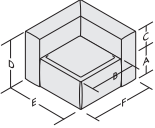
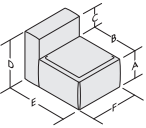
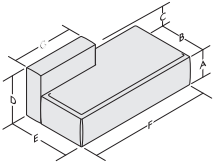
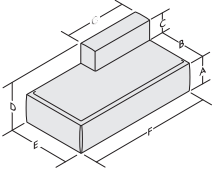
Yoom Boxed Soft Classsic

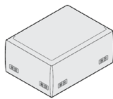




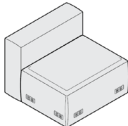




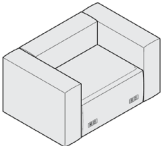




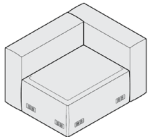
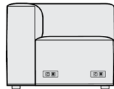


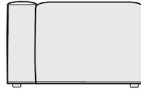
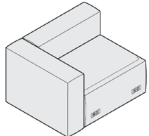




PRICE LIST
Effective November 01, 2023

| Seat | Single | Double | | | General Information |
|--|--|--|--|--|---|
| Dimensions/ Overview A. Height B. Depth C. Width | Seat A. 15" B. 27.25" C. 36.25"  | Double Seat A. 15" B. 27.25" C. 70.25"  | | | Design Stylex/Anthony Land Ganging All individual units may be connected to one another with the use of a forked latch system. Yoom utilizes a ganging system that causes foam compression. For precise ganged layout dimensions, please reach out to: designapplication@stylexseating.com Glides Yoom is available with 3 glide options: plastic, rubber, and felt. Casters Yoom single seats and chairs (without arms) are available with 2 caster options: hard and soft. Power Optional power receptacle offers three exposed power ports: 2 USB 2.1A ports and a standard, grounded 3-prong electrical outlet. Performance Standards Manufactured to comply with: ANSI/BIFMA X5.4 Public and Lounge Seating Standard Certifications GREENGUARD Gold LEVEL® 1, BIFMA's sustainability certification program for furniture |
| Full Seat A. Height B. Depth C. Width | Single Full Seat A. 15" B. 36.25" C. 36.25"  | Double Full Seat A. 15" B. 36.25" C. 70.25"  | | | |
| Narrow Seat A. Height B. Depth C. Width | Narrow Seat A. 15" B. 27.25" C. 27.25"  | | | | |
| | | | | | |
| | | | | | |
| Chaise | Right | Left | | | |
| Dimensions/ Overview A. Height B. Depth C. Width | Chaise Right A. 15" B. 36.25" C. 70.25"  | Chaise Left A. 15" B. 36.25" C. 70.25"  | | | |

| Dimensions / Overview | Single Back | Single Thin | Double Back | Arm | Screens | General Information |
|---|---|--|---|---|---|---|
| A. Height B. Depth C. Width | Single Back A. 26" B. 9" C. 36.25"  | Single Thin Back to Back A. 26" B. 9" C. 36.25"  | Double Back A. 26" B. 9" C. 70.25"  | Single Low Arm A. 22" B. 36.25" C. 10.375"  | 25" Privacy Screen A. 45" B. 1.5" C. 25"  | Design Stylex/Anthony Land Ganging All individual units may be connected to one another with the use of a forked latch system. Yoom utilizes a ganging system that causes foam compression. For precise ganged layout dimensions, please reach out to: designapplication@stylexseating.com Glides Yoom is available with 3 glide options: plastic, rubber, and felt. Casters Yoom single seats and chairs (without arms) are available with 2 caster options: hard and soft. Power Optional power receptacle offers three exposed power ports: 2 USB 2.1A ports and a standard, grounded 3-prong electrical outlet. Performance Standards Manufactured to comply with: ANSI/BIFMA X5.4 Public and Lounge Seating Standard Certifications GREENGUARD Gold LEVEL® 1, BIFMA's sustainability certification program for furniture |
| A. Height B. Depth C. Width | Single High Back A. 30" B. 9" C. 36.25"  | Single High Thin Back to Back A. 30" B. 9" C. 36.25"  | Double High Back A. 30" B. 9" C. 70.25"  | | 34" Privacy Screen A. 45" B. 1.5" C. 34"  | |
| A. Height B. Depth C. Width | Single Narrow Back A. 26" B. 9" C. 27.25"  | Single Narrow Thin Back to Back A. 26" B. 9" C. 27.25"  | Back to Back A. 26" B. 18" C. 36.25"  | | 43" Privacy Screen A. 45" B. 1.5" C. 43"  | |
| A. Height B. Depth C. Width D. Depth of back | Single Narrow High Back A. 30" B. 9" C. 27.25"  | Single Narrow High Thin Back to Back A. 30" B. 9" C. 27.25"  | Corner Back A. 26" B. 36.25" C. 36.25" D. 9"  | | | |

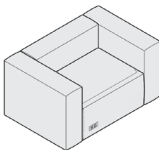
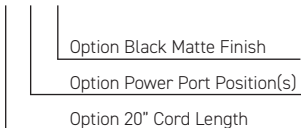
| Dimensions / Overview | Single Chair | Double Chair | Single Full Chair | Double Full Chair | General Information |
|---|---|---|--|--|---|
| Armless Chair A. Seat Height B. Seat Depth C. Seat Width D. Overall Height E. Overall Depth F. Overall Width | Single Chair Armless A. 15" B. 25" C. 11" D. 26" E. 36.25" F. 36.25"  | Double Chair Armless A. 15" B. 25" C. 11" D. 26" E. 36.25" F. 70.25"  | Single Full Chair Armless A. 15" B. 34" C. 11" D. 26" E. 45.25" F. 36.25"  | Double Full Chair Armless A. 15" B. 34" C. 11" D. 26" E. 45.25" F. 70.25"  | Design Stylex/Anthony Land Ganging All individual units may be connected to one another with the use of a forked latch system. Yoom utilizes a ganging system that causes foam compression. For precise ganged layout dimensions, please reach out to: designapplication@stylexseating.com Glides Yoom is available with 3 glide options: plastic, rubber, and felt. Casters Yoom single seats and chairs (without arms) are available with 2 caster options: hard and soft. Power Optional power receptacle offers three exposed power ports: 2 USB 2.1A ports and a standard, grounded 3-prong electrical outlet. Performance Standards Manufactured to comply with: ANSI/BIFMA X5.4 Public and Lounge Seating Standard Certifications GREENGUARD Gold LEVEL® 1, BIFMA's sustainability certification program for furniture |
| Arm Low A. Arm Height B. Arm Depth C. Arm Width D. Overall Width Arms | Single Chair Low Arms A. 22" B. 36.25" C. 10.375" D. 55.25"  | Double Chair Low Arms A. 22" B. 36.25" C. 10.375" D. 89.25"  | Single Full Chair Low Arms A. 22" B. 36.25" C. 10.375" D. 55.25"  | Double Full Chair Low Arms A. 22" B. 36.25" C. 10.375" D. 89.25"  | |
| Arm High A. Arm Height B. Arm Depth C. Arm Width D. Overall Width Arms | Single Chair High Arms A. 26" B. 36.25" C. 10.375" D. 55.25"  | Double Chair High Arms A. 26" B. 36.25" C. 10.375" D. 89.25"  | Single Full Chair High Arms A. 15" B. 36.25" C. 10.375" D. 55.25"  | Double Full Chair High Arms A. 26" B. 36.25" C. 10.375" D. 89.25"  | |
| Arm Low Right or Left A. Arm Height B. Arm Depth C. Arm Width D. Overall Width with Arm | Single Chair with Right Low Arm A. 22" B. 36.25" C. 10.375" D. 45.75"  | | Single Full Chair with Right Low Arm A. 22" B. 36.25" C. 10.375" D. 45.75"  | | |
| Arm High Right or Left A. Arm Height B. Arm Depth C. Arm Width D. Overall Width with Arms | Single Chair with Right High Arm A. 26" B. 36.25" C. 10.375" D. 45.75"  | | Single Full Chair with Right High Arm A. 26" B. 36.25" C. 10.375" D. 45.75"  | | |

| Dimensions / Overview | Corner Chair | Single Narrow Chair | Chaise Left | Chaise Right | General Information |
|--|--|---|--|---|--|
| <div>Chair</div> <div>A. Seat Height</div> <div>B. Seat Depth</div> <div>C. Seat Width</div> <div>D. Overall Height</div> <div>E. Overall Depth</div> <div>F. Overall Width</div> <div>G. Back Width</div> | <div>Corner Chair</div> <div>A. 15"</div> <div>B. 25"</div> <div>C. 11"</div> <div>D. 26"</div> <div>E. 36.25"</div> <div>F. 36.25"</div> <div></div> | <div>Single Narrow Chair</div> <div>A. 15"</div> <div>B. 25"</div> <div>C. 11"</div> <div>D. 26"</div> <div>E. 36.25"</div> <div>F. 27.25"</div> <div></div> | <div>Chaise Left</div> <div>A. 15"</div> <div>B. 25"</div> <div>C. 11"</div> <div>D. 26"</div> <div>E. 36.25"</div> <div>F. 70.25"</div> <div>G. 36.25"</div> <div></div> | <div>Chaise Right</div> <div>A. 15"</div> <div>B. 25"</div> <div>C. 11"</div> <div>D. 26"</div> <div>E. 36.25"</div> <div>F. 70.25"</div> <div>G. 36.25"</div> <div></div> | <div>Design</div> <div>Stylex/Anthony Land</div> <div><div> </div><div>Ganging</div><div>All individual units may be connected to one another with the use of a forked latch system. Yoom utilizes a ganging system that causes foam compression. For precise ganged layout dimensions, please reach out to: designapplication@stylexseating.com</div></div> <div><div> </div><div>Glides</div><div>Yoom is available with 3 glide options: plastic, rubber, and felt.</div></div> <div><div> </div><div>Casters</div><div>Yoom single seats and chairs (without arms) are available with 2 caster options: hard and soft.</div></div> <div><div> </div><div>Power</div><div>Optional power receptacle offers three exposed power ports: 2 USB 2.1A ports and a standard, grounded 3-prong electrical outlet.</div></div> <div><div> </div><div>Performance Standards</div><div>Manufactured to comply with: ANSI/BIFMA X5.4 Public and Lounge Seating Standard</div></div> <div><div> </div><div>Certifications</div><div>GREENGUARD Gold LEVEL® 1, BIFMA's sustainability certification program for furniture</div></div> |

| Dimensions / Overview | Right | Front | Left | Rear | General Information |
|---|--|--|--|--|--|
| <div>Single Seat</div> <div></div> | <div>Position 5 C15/C25</div> <div></div> <div>Position 4 C14/C24</div> | <div>Position 3 C13/C23</div> <div></div> <div>Position 2 C12/C22</div> | <div>Position 1 C11/C21</div> <div></div> <div>Position 8 C18/C28</div> | <div>Position 6 C16/C26</div> <div></div> <div>Position 7 C17/C27</div> | <div>Design In-Seat Power Ports With 10' Or 20' Cord</div> <div>Power Port Cord Length and Harness End C1X has a 10' power cord w/ NEMA 5-15P C2X has a 20' Power cord w/ NEMA 5-15P W1X 12' BX whip (for hardwiring) W1X 24' BX whip (for hardwiring)</div> <div>Power Port Location The power port location is determined by its last digit. Examples: • A C14 power port has a 10' power cord and is located on the right side of a chair, as determined from a seated position, or the right forward position of a bench. • A C21 power port has a 20' power cord and is located on the left side of a chair, as determined from a seated position, or the left forward position of a bench.</div> <div>Multiple power ports may be ordered per unit. The pricing shown is for each power port ordered.</div> <div>In-Seat Power Port Finish Select power port finish from one of the standard Stylex powder paints.</div> <div>Power In Chairs And Benches Power receptacle offers three exposed power ports: 2 USB 2.1A ports and a standard, grounded 3-prong electrical outlet.</div> |
| <div>Single Chair</div> <div></div> | <div>Position 5 C15/C25</div> <div></div> <div>Position 4 C14/C24</div> | <div>Position 3 C13/C23</div> <div></div> <div>Position 2 C12/C22</div> | <div>Position 1 C11/C21</div> <div></div> <div>Position 8 C18/C28</div> | <div>No Parts</div> <div></div> | |
| <div>Chair w/ Arms</div> <div></div> | <div>No Ports</div> <div></div> | <div>Position 3 C13/C23</div> <div></div> <div>Position 2 C12/C22</div> | <div>No Ports</div> <div></div> | <div>No Ports</div> <div></div> | |
| <div>Single Chair w/ Left Arm</div> <div></div> | <div>Position 5 C15/C25</div> <div></div> <div>Position 4 C14/C24</div> | <div>Position 3 C13/C23</div> <div></div> <div>Position 2 C12/C22</div> | <div>No Parts</div> <div></div> | <div>No Ports</div> <div></div> | |
| <div>Single Seat w/ Right Arm</div> <div></div> | <div>No Ports</div> <div></div> | <div>Position 3 C13/C23</div> <div></div> <div>Position 2 C12/C22</div> | <div>Position 1 C11/C21</div> <div></div> <div>Position 8 C18/C28</div> | <div>No Ports</div> <div></div> | |

Power Port Ordering: To Order Follow Steps 1-4

Example: C2 3 BM



1. Length and Harness End



C1X 10' cord length w/ NEMA 5-15P
C2X 10' cord length w/ NEMA 5-15P
W1X 12' BX whip (for hardwiring)
W1X 24' BX whip (for hardwiring)

2. Position



Position 1 thru 8

*See above
for power
port location
restrictions.

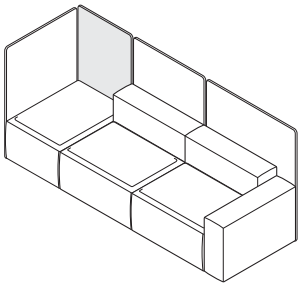
3. Option Power Port Finish



| | | |
|-------------------|--------------------|-------------------|
| BL Blue | FG Forest Green | RD Red |
| BM Black Matte | LG Light Gray | RO Red Orange |
| BR Brass | MG Meadow Green | RR Rusty Red |
| BT Black Twilight | MK Milk | SB Soft Blue |
| CP Champagne | MS Metallic Silver | SD Sand |
| DB Dark Bronze | NK Nickel | TC Terracotta |
| DG Dark Gray | NV Navy | TP Taupe |
| DP Dusty Pink | OR Orange | TS Textured Slate |
| | PY Pale Yellow | YL Yellow |

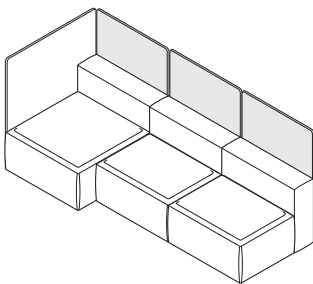
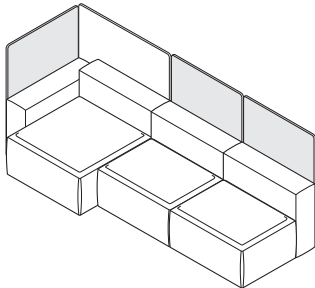
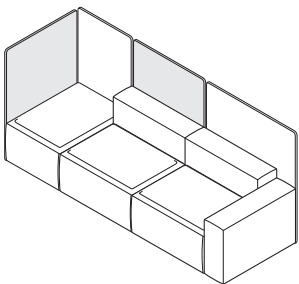
General Information

YM061 - Privacy Screen (25")

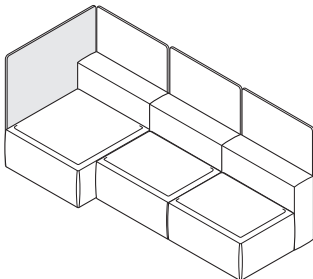
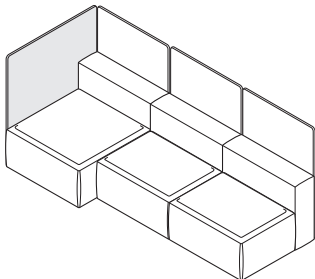
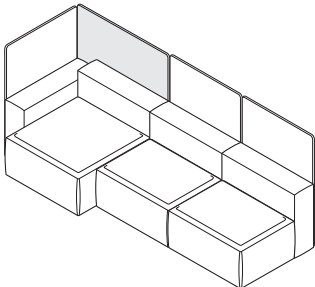



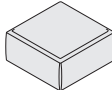

Privacy Screens
Yoom Privacy Screens are field installed and can be installed on seats, backs and arms. They can be used to provide privacy and definition to the space or can be directly used as a back with throw pillows in lieu of the traditional Yoom Backs or Back to Backs. Three different privacy screen widths have been created to keep pace with the specifiers creativity.

YM062 - Privacy Screens (34")



YM063 - Privacy Screens (43")



| | | | | | | | C.O.M. Fabric Upholstery Grades | | | | | | | | | | | | | | C.O.L. | | | | | Leather Upholstery Grades | | | | |
|--|--------------------|-------|------|------------|--------------------------|---------|---------------------------------|-------|-------|-------|-------|-------|-------|-------|-------|-------|-------|-------|-------|-------|--------|-------|-------|-------|-------|---------------------------|--|--|--|--|
| | Series | Style | Type | Dimensions | Ydg. | Sq. ft. | C.O.M | A | B | C | D | E | F | G | H | I | J | K | L | M | W | X | Y | E1 | E2 | | | | | |
|  | Single Seat | YM | 6 | 11 | 15"H x 27.25"D x 36.25"W | 2.5 | 36 | 1,757 | 1,957 | 2,065 | 2,170 | 2,281 | 2,387 | 2,507 | 2,627 | 2,768 | 2,952 | 3,170 | 3,385 | 3,603 | 3,818 | 2,767 | 3,029 | 3,879 | 4,230 | 5,188 | | | | |
| | | | | | | | | | | | | | | | | | | | | | | | | | | | | | | |
|  | Single Full Seat | YM | 6 | 12 | 15"H x 36.25"D x 36.25"L | 3.3 | 43 | 2,216 | 2,477 | 2,618 | 2,754 | 2,897 | 3,039 | 3,194 | 3,351 | 3,533 | 3,772 | 4,056 | 4,341 | 4,620 | 4,904 | 3,441 | 3,762 | 4,792 | 5,222 | 6,385 | | | | |
| | | | | | | | | | | | | | | | | | | | | | | | | | | | | | | |
|  | Single Narrow Seat | YM | 6 | 13 | 15"H x 27.25"D x 27.25"L | 1.7 | 29 | 1,450 | 1,582 | 1,651 | 1,721 | 1,791 | 1,863 | 1,941 | 2,018 | 2,111 | 2,229 | 2,371 | 2,515 | 2,654 | 2,796 | 2,273 | 2,491 | 3,179 | 3,469 | 4,250 | | | | |
| | | | | | | | | | | | | | | | | | | | | | | | | | | | | | | |



To Order Follow Steps 1-7

1. Series/Style 2. Type

YM6

Yoom Boxed Front Soft

11 Single Seat
12 Single Full Seat
13 Single Narrow Seat

 Blanket
 Zig Zag

3. Seam Options

Seam Option

SS Single seam on all edges
SP Pinch seam on top edges
Single seam on side edges
SW Standard welt cord on all edges +10% of COM List

Decorative Stitch on top edges
(available on woven textiles only)

SSD1 Blanket stitch over single seam +10% of COM List
SSD2 Zig Zag stitch over single seam +10% of COM List

Thread color must be specified.
Reference Stylex/Stitching on Stylexseating.com for thread colors and stitch images.

4. Decorative Stitch Colors

- 01 White
- 02 Natural
- 03 Lemon
- 04 Pebble Beige
- 05 Dk Mahogany
- 06 Orange
- 07 Red
- 08 Purple
- 09 Pro Blue
- 10 Navy
- 11 Olive
- 12 Dark Green
- 13 Nickel
- 14 Dark Gray
- 15 Black

5. Glides/Casters/Legs

Glide Option

PG Plastic Glide
Recommended for easier movement on carpet.

FG Felt Glide
Recommended for easier movement on hard floors

RG Rubber Glide
Recommended for static positioning.

Caster Option

CH Hard Wheel Caster +89
Recommended for full mobility in collaborative settings.

CS Soft Wheel Caster +89
Recommended for full mobility in collaborative settings.

Round Legs +156
Legs increase seating height by 2".
All standard Stylex powder paints and Polished Aluminum are available leg finish choices.

6. Options

G Ganging +00

C1X In-seat power port with 10' power cord +435

C2X In-seat power port with 20' power cord +466

W1X 12' BX whip (for hardwiring) +1,079

W2X 24' BX whip (for hardwiring) +1,261

See Page 6 for complete information on specifying power ports.

7. Textile

Yoom Boxed Soft is designed to have a casual look and feel. It is meant to show wrinkling with most textiles.

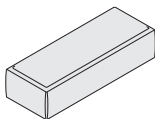
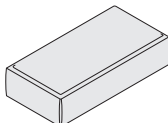
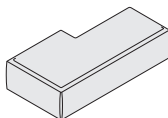
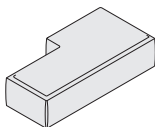
Refer to Stylex swatch cards and separately published ingraded fabric program to determine grades.

See General Information section in the main price list for CAL 133 Information.

Yoom Boxed Soft

Lounge
Double Seat

9

| | | | | | | | C.O.M. Fabric Upholstery Grades | | | | | | | | | | | | | C.O.L. | | | | | Leather Upholstery Grades | | | | |
|--|------------------|-------|------|------------|---------------------------------|---------|---------------------------------|-------|-------|-------|-------|-------|-------|-------|-------|-------|-------|-------|-------|--------|-------|-------|-------|-------|---------------------------|--------|--|--|--|
| | Series | Style | Type | Dimensions | Ydg. | Sq. ft. | C.O.M | A | B | C | D | E | F | G | H | I | J | K | L | M | W | X | Y | E1 | E2 | | | | |
|  | Double Seat | YM | 6 | 14 | 15"H x 27.25"D x 70.25"W | 4.4 | 61 | 2,979 | 3,327 | 3,515 | 3,699 | 3,888 | 4,078 | 4,286 | 4,493 | 4,738 | 5,055 | 5,434 | 5,813 | 6,185 | 6,565 | 4,704 | 5,153 | 6,601 | 7,206 | 8,842 | | | |
| | | | | | | | | | | | | | | | | | | | | | | | | | | | | | |
|  | Double Full Seat | YM | 6 | 15 | 15"H x 36.25"D x 70.25"L | 5.5 | 72 | 3,894 | 4,329 | 4,565 | 4,794 | 5,034 | 5,269 | 5,528 | 5,788 | 6,094 | 6,491 | 6,964 | 7,437 | 7,905 | 8,378 | 5,925 | 6,455 | 8,165 | 8,876 | 10,800 | | | |
| | | | | | | | | | | | | | | | | | | | | | | | | | | | | | |
|  | Chaise Right | YM | 6 | 16 | 15"H x 36.25"/27.25"D x 70.25"L | 5.2 | 64 | 3,894 | 4,304 | 4,527 | 4,743 | 4,964 | 5,187 | 5,431 | 5,675 | 5,963 | 6,336 | 6,780 | 7,225 | 7,664 | 8,108 | 5,708 | 6,178 | 7,700 | 8,334 | 10,052 | | | |
| | | | | | | | | | | | | | | | | | | | | | | | | | | | | | |
|  | Chaise Left | YM | 6 | 17 | 15"H x 36.25"/27.25"D x 70.25"L | 5.2 | 64 | 3,894 | 4,304 | 4,527 | 4,743 | 4,964 | 5,187 | 5,431 | 5,675 | 5,963 | 6,336 | 6,780 | 7,225 | 7,664 | 8,108 | 5,708 | 6,178 | 7,700 | 8,334 | 10,052 | | | |
| | | | | | | | | | | | | | | | | | | | | | | | | | | | | | |

To Order Follow Steps 1-7

1. Series/Style 2. Type

YM6

Yoom
Boxed Front
Soft

- 14 Double Seat
- 15 Double Full Seat
- 16 Chaise Right
- 17 Chaise Left



Blanket Zig Zag

3. Seam Options

Seam Option

- SS Single seam on all edges
- SP Pinch seam on top edges
- Single seam on side edges
- SW Standard welt cord on all edges +10% of COM List

Decorative Stitch on top edges (available on woven textiles only)

- SSD1 Blanket stitch over single seam +10% of COM List
- SSD2 Zig Zag stitch over single seam +10% of COM List

Thread color must be specified.
Reference Stylex/Stitching on Stylexseating.com for thread colors and stitch images.

4. Decorative Stitch Colors

- 01 White
- 02 Natural
- 03 Lemon
- 04 Pebble Beige
- 05 Dk Mahogany
- 06 Orange
- 07 Red
- 08 Purple
- 09 Pro Blue
- 10 Navy
- 11 Olive
- 12 Dark Green
- 13 Nickel
- 14 Dark Gray
- 15 Black

5. Glides/Casters/Legs

Glide Option

- PG Plastic Glide
Recommended for easier movement on carpet.
- FG Felt Glide
Recommended for easier movement on hard floors
- RG Rubber Glide
Recommended for static positioning.

L1

Round Legs

Legs increase seating height by 2".
All standard Stylex powder paints and Polished Aluminum are available leg finish choices.



+156

6. Options

- G Ganging +00
- C1X In-seat power port with 10' power cord +435
- C2X In-seat power port with 20' power cord +466
- W1X 12' BX whip (for hardwiring) +1,079
- W2X 24' BX whip (for hardwiring) +1,261

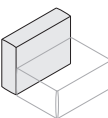
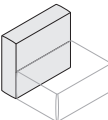
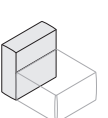
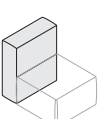
See Page 6 for complete information on specifying power ports.

7. Textile

Yoom Boxed Soft is designed to have a casual look and feel. It is meant to show wrinkling with most textiles.

Refer to Stylex swatch cards and separately published ingraded fabric program to determine grades.

See General Information section in the main price list for CAL 133 Information.

| | | | | | | | C.O.M. Fabric Upholstery Grades | | | | | | | | | | | | | C.O.L. | | | | | Leather Upholstery Grades | | | | |
|--|--------------------|-------|------|------------|----------------------|---------|---------------------------------|-------|-------|-------|-------|-------|-------|-------|-------|-------|-------|-------|-------|--------|-------|-------|-------|-------|---------------------------|-------|--|--|--|
| | Series | Style | Type | Dimensions | Ydg. | Sq. ft. | C.O.M | A | B | C | D | E | F | G | H | I | J | K | L | M | W | X | Y | E1 | E2 | | | | |
|  | Single Back | YM | 6 | 31 | 26"H x 9"D x 36.25"W | 2.2 | 29 | 1,147 | 1,319 | 1,414 | 1,507 | 1,600 | 1,696 | 1,800 | 1,904 | 2,025 | 2,183 | 2,373 | 2,564 | 2,749 | 2,938 | 1,980 | 2,196 | 2,892 | 3,186 | 3,973 | | | |
|  | Single High Back | YM | 6 | 32 | 30"H x 9"D x 36.25"W | 2.5 | 34 | 1,260 | 1,450 | 1,556 | 1,658 | 1,760 | 1,866 | 1,981 | 2,094 | 2,228 | 2,403 | 2,610 | 2,820 | 3,023 | 3,232 | 2,211 | 2,458 | 3,257 | 3,590 | 4,491 | | | |
|  | Single Narrow Back | YM | 6 | 33 | 26"H x 9"D x 27.25"W | 1.7 | 24 | 1,069 | 1,201 | 1,272 | 1,339 | 1,411 | 1,483 | 1,559 | 1,638 | 1,729 | 1,848 | 1,990 | 2,132 | 2,272 | 2,414 | 1,735 | 1,908 | 2,468 | 2,702 | 3,331 | | | |
|  | Singlw Narrow High | YM | 6 | 38 | 30"H x 9"D x 27.25"W | 1.9 | 23 | 1,236 | 1,372 | 1,448 | 1,520 | 1,594 | 1,670 | 1,749 | 1,832 | 1,929 | 2,054 | 2,200 | 2,350 | 2,496 | 2,645 | 2,179 | 2,424 | 3,217 | 3,545 | 4,438 | | | |

To Order Follow Steps 1-7

1. Series/Style 2. Type

YM6

Yoom Boxed Front Soft

31 Single Back
32 Single High Back
33 Single Narrow Back
38 Single Narrow High Back


3. Seam Options

Seam Option

SS Single seam on all edges
SP Pinch seam on top edges
Single seam on side edges
SW Standard welt cord on all edges +10% of COM List

Decorative Stitch on top edges
(available on woven textiles only)

SSD1 Blanket stitch over single seam +10% of COM List
SSD2 Zig Zag stitch over single seam +10% of COM List

 Blanket

 Zig Zag

Thread color must be specified.
Reference Stylex/Stitching on Stylexseating.com for thread colors and stitch images.

4. Decorative Stitch Colors

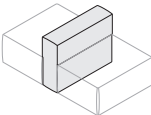
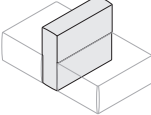
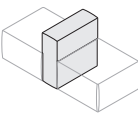
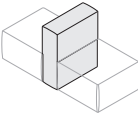
-
- 01 White
02 Natural
03 Lemon
04 Pebble Beige
05 Dk Mahogany
06 Orange
07 Red
08 Purple
09 Pro Blue
10 Navy
11 Olive
12 Dark Green
13 Nickel
14 Dark Gray
15 Black

5. Textile

Yoom Boxed Soft is designed to have a casual look and feel. It is meant to show wrinkling with most textiles.

Refer to Stylex swatch cards and separately published ingraded fabric program to determine grades .

See General Information section in the main price list for CAL 133 Information.

| | | | | | | | C.O.M. Fabric Upholstery Grades | | | | | | | | | | | | | | C.O.L. | | | | | Leather Upholstery Grades | | | | |
|--|--------|-------|------|----------------------|------|---------|---------------------------------|-------|-------|-------|-------|-------|-------|-------|-------|-------|-------|-------|-------|-------|--------|-------|-------|-------|-------|---------------------------|--|--|--|--|
| | Series | Style | Type | Dimensions | Ydg. | Sq. ft. | C.O.M | A | B | C | D | E | F | G | H | I | J | K | L | M | W | X | Y | E1 | E2 | | | | | |
| Single Thin Back to Back  | YM | 6 | 39 | 26"H x 9"D x 36.25"W | 2.1 | 22 | 1,275 | 1,436 | 1,525 | 1,612 | 1,699 | 1,786 | 1,885 | 1,982 | 2,096 | 2,244 | 2,420 | 2,597 | 2,772 | 2,945 | 2,363 | 2,646 | 3,562 | 3,941 | 4,974 | | | | | |
| Single High Thin Back to Back  | YM | 6 | 40 | 30"H x 9"D x 36.25"W | 2.2 | 24 | 1,424 | 1,596 | 1,687 | 1,780 | 1,871 | 1,966 | 2,066 | 2,169 | 2,287 | 2,443 | 2,630 | 2,817 | 3,001 | 3,186 | 2,514 | 2,796 | 3,712 | 4,092 | 5,123 | | | | | |
| Single Narrow Thin Back to Back  | YM | 6 | 41 | 26"H x 9"D x 27.25"W | 1.6 | 18 | 1,275 | 1,393 | 1,460 | 1,521 | 1,589 | 1,651 | 1,725 | 1,797 | 1,880 | 1,988 | 2,120 | 2,249 | 2,378 | 2,507 | 2,363 | 2,646 | 3,562 | 3,941 | 4,974 | | | | | |
| Single Narrow High Thin Back to Back  | YM | 6 | 42 | 30"H x 9"D x 27.25"W | 1.8 | 23 | 1,424 | 1,560 | 1,635 | 1,707 | 1,782 | 1,856 | 1,937 | 2,019 | 2,116 | 2,242 | 2,387 | 2,537 | 2,683 | 2,832 | 2,514 | 2,796 | 3,712 | 4,092 | 5,123 | | | | | |

To Order Follow Steps 1-7

1. Series/Style 2. Type

YM6

Yoom Boxed Front Soft



39 Single Thin Back to Back
40 Single High Thin Back to Back
41 Single Narrow Thin Back to Back
42 Single Narrow High Thin Back to Back

3. Seam Options

Seam Option

SS Single seam on all edges
SP Pinch seam on top edges
Single seam on side edges
SW Standard welt cord on all edges +10% of COM List

Decorative Stitch on top edges
(available on woven textiles only)



SSD1 Blanket stitch over single seam +10% of COM List
SSD2 Zig Zag stitch over single seam +10% of COM List

Thread color must be specified.
Reference Stylex/Stitching on Stylexseating.com for thread colors and stitch images.

4. Decorative Stitch Colors

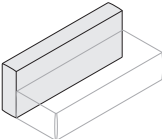
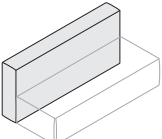
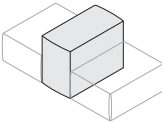
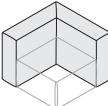
-
- 01 White
02 Natural
03 Lemon
04 Pebble Beige
05 Dk Mahogany
06 Orange
07 Red
08 Purple
09 Pro Blue
10 Navy
11 Olive
12 Dark Green
13 Nickel
14 Dark Gray
15 Black

5. Textile

Yoom Boxed Soft is designed to have a casual look and feel. It is meant to show wrinkling with most textiles.

Refer to Stylex swatch cards and separately published ingraded fabric program to determine grades .

See General Information section in the main price list for CAL 133 Information.

| | | | | | | | C.O.M. Fabric Upholstery Grades | | | | | | | | | | | | | | | C.O.L. | | | | | Leather Upholstery Grades | | | | |
|--|---------------------|-------|------|------------|--------------------------|---------|---------------------------------|-------|-------|-------|-------|-------|-------|-------|-------|-------|-------|-------|-------|-------|-------|--------|-------|-------|-------|-------|---------------------------|--|--|--|--|
| | Series | Style | Type | Dimensions | Ydg. | Sq. ft. | C.O.M | A | B | C | D | E | F | G | H | I | J | K | L | M | W | X | Y | E1 | E2 | | | | | | |
|  | Double Back | YM | 6 | 34 | 26"H x 9"D x 70.25"W | 4.4 | 53 | 2,138 | 2,485 | 2,676 | 2,859 | 3,048 | 3,238 | 3,446 | 3,653 | 3,897 | 4,215 | 4,594 | 4,974 | 5,346 | 5,725 | 3,619 | 4,007 | 5,254 | 5,772 | 7,179 | | | | | |
|  | Double High Back | YM | 6 | 35 | 30"H x 9"D x 70.25"W | 4.8 | 60 | 2,407 | 2,779 | 2,982 | 3,178 | 3,384 | 3,588 | 3,813 | 4,032 | 4,296 | 4,638 | 5,046 | 5,453 | 5,853 | 6,261 | 4,101 | 4,542 | 5,969 | 6,563 | 8,169 | | | | | |
|  | Single Back to Back | YM | 6 | 36 | 26"H x 18"D x 36.25"W | 3.3 | 35 | 1,450 | 1,712 | 1,854 | 1,991 | 2,133 | 2,274 | 2,432 | 2,586 | 2,770 | 3,008 | 3,293 | 3,577 | 3,857 | 4,140 | 2,439 | 2,696 | 3,526 | 3,871 | 4,809 | | | | | |
|  | Corner Back | YM | 6 | 37 | 26"H x 36.25"D x 36.25"W | 3.5 | 45 | 1,832 | 2,111 | 2,263 | 2,410 | 2,562 | 2,713 | 2,879 | 3,045 | 3,241 | 3,493 | 3,797 | 4,101 | 4,398 | 4,701 | 3,114 | 3,447 | 4,522 | 4,973 | 6,183 | | | | | |

To Order Follow Steps 1-5

1. Series/Style

YM6

Yoom Boxed Front Soft

2. Type

34 Double Back

35 Double High Back

36 Single Thick Back to Back

37 Corner Back

3. Seam Options

Seam Option

SS Single seam on all edges

SP Pinch seam on top edges

Single seam on side edges

SW Standard welt cord on all edges +10% of COM List

Decorative Stitch on top edges (available on woven textiles only)

SSD1 Blanket stitch over single seam +10% of COM List

SSD2 Zig Zag stitch over single seam +10% of COM List

Thread color must be specified. Reference Stylex/Stitching on Stylexseating.com for thread colors and stitch images.

4. Decorative Stitch Colors

01 White

02 Natural

03 Lemon

04 Pebble Beige

05 Dk Mahogany

06 Orange

07 Red

08 Purple

09 Pro Blue

10 Navy

11 Olive

12 Dark Green

13 Nickel

14 Dark Gray

15 Black

5. Textile

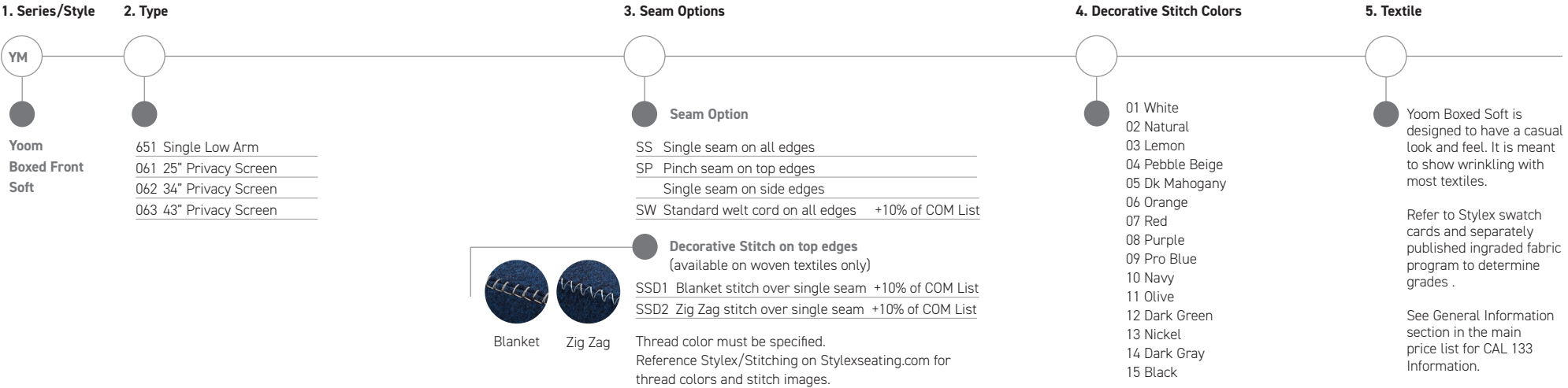
Yoom Boxed Soft is designed to have a casual look and feel. It is meant to show wrinkling with most textiles.

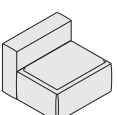
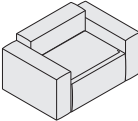
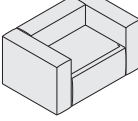
Refer to Stylex swatch cards and separately published ingraded fabric program to determine grades .

See General Information section in the main price list for CAL 133 Information.

| | Series | Style | Type | Dimensions | Ydg. | Sq. ft. | C.O.M. Fabric Upholstery Grades | | | | | | | | | | | | | Leather Upholstery Grades | | | | | |
|--------------------|--------|-------|------|---------------------------|------|---------|---------------------------------|-------|-------|-------|-------|-------|-------|-------|-------|-------|-------|-------|-------|---------------------------|-------|-------|-------|-------|-------|
| | | | | | | | C.O.M | A | B | C | D | E | F | G | H | I | J | K | L | M | W | X | Y | E1 | E2 |
| Single Low Arm | YM | 6 | 51 | 22"H x 10.375"D x 36.25"W | 1.9 | 30 | 954 | 1,103 | 1,184 | 1,262 | 1,342 | 1,421 | 1,511 | 1,599 | 1,704 | 1,836 | 1,997 | 2,158 | 2,319 | 2,479 | 1,788 | 2,008 | 2,707 | 3,003 | 3,791 |
| 25" Privacy Screen | YM | 0 | 61 | 45"H x 1.5"D x 25"W | 2.2 | | 1,049 | 1,221 | 1,314 | 1,405 | 1,497 | 1,591 | 1,692 | 1,796 | 1,913 | 2,069 | 2,254 | 2,440 | 2,623 | 2,809 | | | | | |
| 34" Privacy Screen | YM | 0 | 62 | 45"H x 1.5"D x 34"W | 3.0 | | 1,349 | 1,579 | 1,706 | 1,828 | 1,953 | 2,079 | 2,217 | 2,354 | 2,517 | 2,726 | 2,978 | 3,229 | 3,476 | 3,726 | | | | | |
| 43" Privacy Screen | YM | 0 | 63 | 45"H x 1.5"D x 43"W | 3.0 | | 1,649 | 1,940 | 2,098 | 2,250 | 2,409 | 2,567 | 2,741 | 2,915 | 3,119 | 3,382 | 3,699 | 4,015 | 4,326 | 4,641 | | | | | |

To Order Follow Steps 1-5



| | | | | | | | C.O.M. Fabric Upholstery Grades | | | | | | | | | | | | | | C.O.L. | | | | | Leather Upholstery Grades | | | | |
|--|-----------------------------|-------|------|------------|--------------------------|---------|---------------------------------|-------|-------|-------|-------|-------|-------|-------|-------|-------|-------|--------|--------|--------|--------|-------|-------|--------|--------|---------------------------|--|--|--|--|
| | Series | Style | Type | Dimensions | Ydg. | Sq. ft. | C.O.M | A | B | C | D | E | F | G | H | I | J | K | L | M | W | X | Y | E1 | E2 | | | | | |
|  | Single Chair Armless | YM | 6 | 113100 | 26"H x 36.25"D x 36.25"W | 4.5 | 65 | 2,904 | 3,276 | 3,479 | 3,677 | 3,881 | 4,083 | 4,307 | 4,531 | 4,793 | 5,135 | 5,543 | 5,949 | 6,352 | 6,756 | 4,747 | 5,225 | 6,771 | 7,416 | 9,161 | | | | |
| | | | | | | | | | | | | | | | | | | | | | | | | | | | | | | |
|  | Single Chair with Low Arms | YM | 6 | 113151P | 26"H x 36.25"D x 55.25"W | 8.3 | 124 | 4,812 | 5,482 | 5,847 | 6,201 | 6,565 | 6,925 | 7,329 | 7,729 | 8,201 | 8,807 | 9,537 | 10,265 | 10,990 | 11,714 | 8,323 | 9,241 | 12,185 | 13,422 | 16,743 | | | | |
| | | | | | | | | | | | | | | | | | | | | | | | | | | | | | | |
|  | Single Chair with High Arms | YM | 6 | 113131P | 26"H x 36.25"D x 55.25"W | 8.8 | 124 | 5,198 | 5,914 | 6,307 | 6,691 | 7,081 | 7,475 | 7,907 | 8,339 | 8,843 | 9,501 | 10,289 | 11,077 | 11,850 | 12,632 | 8,707 | 9,617 | 12,555 | 13,788 | 17,107 | | | | |
| | | | | | | | | | | | | | | | | | | | | | | | | | | | | | | |

To Order Follow Steps 1-5

1. Series/Style 2. Type

YM6

Yoom Boxed Front Soft

113100 Single Chair Armless

113151P Single Chair with Low Arms

113131P Single Chair with High Arms

3. Seam Options

Seam Option

SS Single seam on all edges

SP Pinch seam on top edges

Single seam on side edges

SW Standard welt cord on all edges +10% of COM List

Decorative Stitch on top edges (available on woven textiles only)

SSD1 Blanket stitch over single seam +10% of COM List

SSD2 Zig Zag stitch over single seam +10% of COM List

Blanket

Zig Zag

Thread color must be specified. Reference Stylex/Stitching on Stylexseating.com for thread colors and stitch images.

4. Decorative Stitch Colors

01 White

02 Natural

03 Lemon

04 Pebble Beige

05 Dk Mahogany

06 Orange

07 Red

08 Purple

09 Pro Blue

10 Navy

11 Olive

12 Dark Green

13 Nickel

14 Dark Gray

15 Black

5. Glides/Casters/Legs

Glide Option

PG Plastic Glide

Recommended for easier movement on carpet.

FG Felt Glide

Recommended for easier movement on hard floors

RG Rubber Glide

Recommended for static positioning.

Caster Option

CH Hard Wheel Caster +89

Recommended for full mobility in collaborative settings.

CS Soft Wheel Caster +89

Recommended for full mobility in collaborative settings.

L1 Round Legs +156

Legs increase seating height by 2". All standard Stylex powder paints and Polished Aluminum are available leg finish choices.

6. Options

G Ganging +00

C1X In-seat power port with 10' power cord +435

C2X In-seat power port with 20' power cord +466

W1X 12' BX whip (for hardwiring) +1,079

W2X 24' BX whip (for hardwiring) +1,261

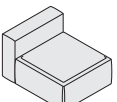
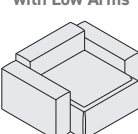
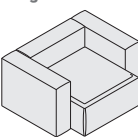
See Page 6 for complete information on specifying power ports.

7. Textile

Yoom Boxed Soft is designed to have a casual look and feel. It is meant to show wrinkling with most textiles.

Refer to Stylex swatch cards and separately published ingraded fabric program to determine grades .

See General Information section in the main price list for CAL 133 Information.

| | | | | | | | C.O.M. Fabric Upholstery Grades | | | | | | | | | | | | | | C.O.L. | | | | | Leather Upholstery Grades | | | | |
|--|--------|-------|---------|--------------------------|------|---------|---------------------------------|-------|-------|-------|-------|-------|-------|-------|-------|--------|--------|--------|--------|--------|--------|--------|--------|--------|--------|---------------------------|--|--|--|--|
| | Series | Style | Type | Dimensions | Ydg. | Sq. ft. | C.O.M | A | B | C | D | E | F | G | H | I | J | K | L | M | W | X | Y | E1 | E2 | | | | | |
| Single Full Chair Armless | YM | 6 | 123100 | 26"H x 45.25"D x 36.25"W | 5.5 | 73 | 3,363 | 3,796 | 4,032 | 4,261 | 4,497 | 4,735 | 4,994 | 5,255 | 5,558 | 5,955 | 6,429 | 6,905 | 7,369 | 7,842 | 5,421 | 5,958 | 7,684 | 8,408 | 10,358 | | | | | |
|  | | | | | | | | | | | | | | | | | | | | | | | | | | | | | | |
| Single Full Chair with Low Arms | YM | 6 | 123151P | 26"H x 45.25"D x 55.25" | 9.2 | 132 | 5,271 | 6,002 | 6,400 | 6,785 | 7,181 | 7,577 | 8,016 | 8,453 | 8,966 | 9,627 | 10,423 | 11,221 | 12,007 | 12,800 | 8,997 | 9,974 | 13,098 | 14,414 | 17,940 | | | | | |
|  | | | | | | | | | | | | | | | | | | | | | | | | | | | | | | |
| Single Full Chair with High Arms | YM | 6 | 123131P | 26"H x 45.25"D x 55.25" | 9.7 | 132 | 5,657 | 6,434 | 6,860 | 7,275 | 7,697 | 8,127 | 8,594 | 9,063 | 9,608 | 10,321 | 11,175 | 12,033 | 12,867 | 13,718 | 9,381 | 10,350 | 13,468 | 14,780 | 18,304 | | | | | |
|  | | | | | | | | | | | | | | | | | | | | | | | | | | | | | | |

To Order Follow Steps 1-5

1. Series/Style 2. Type

YM6

Yoom Boxed Front Soft

123100

Single Full Chair Armless

123151P

Single Full Chair with Low Arms

123131P

Single Full Chair with High Arms

3. Seam Options

Seam Option

SS

Single seam on all edges

SP

Pinch seam on top edges

Single seam on side edges

SW

Standard welt cord on all edges

+10% of COM List

Decorative Stitch on top edges

(available on woven textiles only)

SSD1

Blanket stitch over single seam

+10% of COM List

SSD2

Zig Zag stitch over single seam

+10% of COM List

Thread color must be specified.
Reference Stylex/Stitching on Stylexseating.com for thread colors and stitch images.

4. Decorative Stitch Colors

- 01 White
- 02 Natural
- 03 Lemon
- 04 Pebble Beige
- 05 Dk Mahogany
- 06 Orange
- 07 Red
- 08 Purple
- 09 Pro Blue
- 10 Navy
- 11 Olive
- 12 Dark Green
- 13 Nickel
- 14 Dark Gray
- 15 Black

5. Glides/Casters/Legs

Glide Option

PG Plastic Glide

Recommended for easier movement on carpet.

FG Felt Glide

Recommended for easier movement on hard floors

RG Rubber Glide

Recommended for static positioning.

L1

Round Legs

Legs increase seating height by 2".

All standard Stylex powder paints and Polished Aluminum are available

leg finish choices.

6. Options

G

Ganging

+00

C1X

In-seat power port with 10' power cord

+435

C2X

In-seat power port with 20' power cord

+466

W1X

12' BX whip (for hardwiring)

+1,079

W2X

24' BX whip (for hardwiring)

+1,261

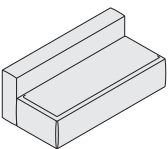
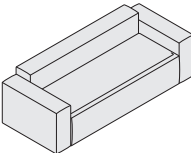
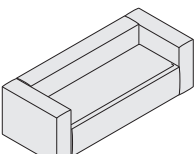
See Page 6 for complete information on specifying power ports.

7. Textile

Yoom Boxed Soft is designed to have a casual look and feel. It is meant to show wrinkling with most textiles.

Refer to Stylex swatch cards and separately published ingraded fabric program to determine grades .

See General Information section in the main price list for CAL 133 Information.

| | | | | | | | C.O.M. Fabric Upholstery Grades | | | | | C.O.L. | | | | | | | | | | Leather Upholstery Grades | | | | |
|--|--------|-------|---------|--------------------------|------|---------|---------------------------------|-------|-------|-------|--------|--------|--------|--------|--------|--------|--------|--------|--------|--------|--------|---------------------------|--------|--------|--------|--|
| | Series | Style | Type | Dimensions | Ydg. | Sq. ft. | C.O.M | A | B | C | D | E | F | G | H | I | J | K | L | M | W | X | Y | E1 | E2 | |
| Double Chair Armless | YM | 6 | 143400 | 26"H x 36.25"D x 70.25"W | 8.6 | 114 | 5,117 | 5,812 | 6,191 | 6,558 | 6,936 | 7,316 | 7,732 | 8,146 | 8,635 | 9,270 | 10,028 | 10,787 | 11,531 | 12,290 | 8,323 | 9,160 | 11,855 | 12,978 | 16,021 | |
|  | | | | | | | | | | | | | | | | | | | | | | | | | | |
| Double Chair with Low Arms | YM | 6 | 143451P | 26"H x 36.25"D x 89.25"W | 12.2 | 173 | 7,025 | 8,018 | 8,559 | 9,082 | 9,620 | 10,158 | 10,754 | 11,344 | 12,043 | 12,942 | 14,022 | 15,103 | 16,169 | 17,248 | 11,899 | 13,176 | 17,269 | 18,984 | 23,603 | |
|  | | | | | | | | | | | | | | | | | | | | | | | | | | |
| Double Chair with High Arms | YM | 6 | 143431P | 26"H x 36.25"D x 89.25"W | 12.8 | 173 | 7,411 | 8,450 | 9,019 | 9,572 | 10,136 | 10,708 | 11,332 | 11,954 | 12,685 | 13,636 | 14,774 | 15,915 | 17,029 | 18,166 | 12,283 | 13,552 | 17,639 | 19,350 | 23,967 | |
|  | | | | | | | | | | | | | | | | | | | | | | | | | | |

To Order Follow Steps 1-5

1. Series/Style 2. Type

YM6

Yoom Boxed Front Soft

143400 Double Chair Armless

143451P Double Chair with Low Arms

143431P Double Chair with High Arms

3. Seam Options

Seam Option

SS Single seam on all edges

SP Pinch seam on top edges

Single seam on side edges

SW Standard welt cord on all edges +10% of COM List

Blanket Zig Zag

Decorative Stitch on top edges (available on woven textiles only)

SSD1 Blanket stitch over single seam +10% of COM List

SSD2 Zig Zag stitch over single seam +10% of COM List

Thread color must be specified. Reference Stylex/Stitching on Stylexseating.com for thread colors and stitch images.

4. Decorative Stitch Colors 5. Glides/Casters/Legs

01 White

02 Natural

03 Lemon

04 Pebble Beige

05 Dk Mahogany

06 Orange

07 Red

08 Purple

09 Pro Blue

10 Navy

11 Olive

12 Dark Green

13 Nickel

14 Dark Gray

15 Black

Glide Option

PG Plastic Glide

Recommended for easier movement on carpet.

FG Felt Glide

Recommended for easier movement on hard floors

RG Rubber Glide

Recommended for static positioning.

L1 Round Legs

Legs increase seating height by 2". All standard Stylex powder paints and Polished Aluminum are available leg finish choices.

+156

6. Options

G Ganging +00

C1X In-seat power port with 10' power cord +435

C2X In-seat power port with 20' power cord +466

W1X 12' BX whip +1,079 (for hardwiring)

W2X 24' BX whip +1,261 (for hardwiring)

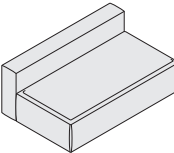
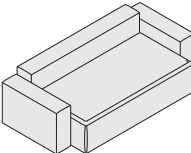
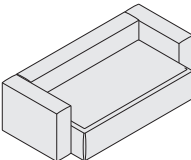
See Page 6 for complete information on specifying power ports.

7. Textile

Yoom Boxed Soft is designed to have a casual look and feel. It is meant to show wrinkling with most textiles.

Refer to Stylex swatch cards and separately published ingraded fabric program to determine grades .

See General Information section in the main price list for CAL 133 Information.

| | | | | | | | C.O.M. Fabric Upholstery Grades | | | | | | | | | | | | | | | C.O.L. | | | | | Leather Upholstery Grades | | | | |
|--|----------------------------------|-------|------|------------|--------------------------|---------|---------------------------------|-------|-------|--------|--------|--------|--------|--------|--------|--------|--------|--------|--------|--------|--------|--------|--------|--------|--------|--------|---------------------------|--|--|--|--|
| | Series | Style | Type | Dimensions | Ydg. | Sq. ft. | C.O.M | A | B | C | D | E | F | G | H | I | J | K | L | M | W | X | Y | E1 | E2 | | | | | | |
|  | Double Full Chair Armless | YM | 6 | 153400 | 26"H x 45.25"D x 70.25"W | 9.7 | 125 | 6,032 | 6,814 | 7,241 | 7,653 | 8,082 | 8,507 | 8,974 | 9,441 | 9,991 | 10,706 | 11,558 | 12,411 | 13,251 | 14,103 | 9,544 | 10,462 | 13,419 | 14,648 | 17,979 | | | | | |
|  | Double Full Chair with Low Arms | YM | 6 | 153451P | 26"H x 45.25"D x 89.25"W | 13.3 | 184 | 7,940 | 9,020 | 9,609 | 10,177 | 10,766 | 11,349 | 11,996 | 12,639 | 13,399 | 14,378 | 15,552 | 16,727 | 17,889 | 19,061 | 13,120 | 14,478 | 18,833 | 20,654 | 25,561 | | | | | |
|  | Double Full Chair with High Arms | | 6 | 153431P | 26"H x 45.25"D x 89.25"W | 13.9 | 184 | 8,326 | 9,452 | 10,069 | 10,667 | 11,282 | 11,899 | 12,574 | 13,249 | 14,041 | 15,072 | 16,304 | 17,539 | 18,749 | 19,979 | 13,504 | 14,854 | 19,203 | 21,020 | 25,925 | | | | | |

To Order Follow Steps 1-5

1. Series/Style 2. Type

YM9

Yoom Boxed Front Soft

153400 Double Full Chair Armless

153451P Double Full Chair with Low Arms

153431P Double Full Chair with High Arms

3. Seam Options

Seam Option

SS Single seam on all edges

SP Pinch seam on top edges

Single seam on side edges

SW Standard welt cord on all edges +10% of COM List

Decorative Stitch on top edges (available on woven textiles only)

SSD1 Blanket stitch over single seam +10% of COM List

SSD2 Zig Zag stitch over single seam +10% of COM List

Blanket

Zig Zag

Thread color must be specified. Reference Stylex/Stitching on Stylexseating.com for thread colors and stitch images.

4. Decorative Stitch Colors

-
- 01 White
- 02 Natural
- 03 Lemon
- 04 Pebble Beige
- 05 Dk Mahogany
- 06 Orange
- 07 Red
- 08 Purple
- 09 Pro Blue
- 10 Navy
- 11 Olive
- 12 Dark Green
- 13 Nickel
- 14 Dark Gray
- 15 Black

5. Glides/Casters/Legs

Glide Option

PG Plastic Glide

Recommended for easier movement on carpet.

FG Felt Glide

Recommended for easier movement on hard floors

RG Rubber Glide

Recommended for static positioning.

L1

Round Legs

Legs increase seating height by 2". All standard Stylex powder paints and Polished Aluminum are available leg finish choices.

+156

6. Options

G Ganging +00

C1X In-seat power port with 10' power cord +435

C2X In-seat power port with 20' power cord +466

W1X 12' BX whip +1,079 (for hardwiring)

W2X 24' BX whip +1,261 (for hardwiring)

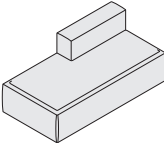
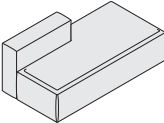
See Page 6 for complete information on specifying power ports.

7. Textile

Yoom Boxed Soft is designed to have a casual look and feel. It is meant to show wrinkling with most textiles.

Refer to Stylex swatch cards and separately published ingraded fabric program to determine grades .

See General Information section in the main price list for CAL 133 Information.

| | | | | | | | C.O.M. Fabric Upholstery Grades | | | C.O.L. | | | | | | | | | | | Leather Upholstery Grades | | | | | |
|--|--------------|-------|------|------------|--------------------------|---------|---------------------------------|-------|-------|--------|-------|-------|-------|-------|-------|-------|-------|-------|-------|--------|---------------------------|-------|-------|--------|--------|--------|
| | Series | Style | Type | Dimensions | Ydg. | Sq. ft. | C.O.M | A | B | C | D | E | F | G | H | I | J | K | L | M | W | X | Y | E1 | E2 | |
|  | Chaise Right | YM | 6 | 1631 | 26"H x 36.25"D x 70.25"W | 7.4 | 94 | 5,041 | 5,623 | 5,941 | 6,250 | 6,564 | 6,883 | 7,231 | 7,579 | 7,988 | 8,519 | 9,153 | 9,789 | 10,413 | 11,046 | 7,688 | 8,374 | 10,592 | 11,520 | 14,025 |
| | | | | | | | | | | | | | | | | | | | | | | | | | | |
|  | Chaise Left | YM | 6 | 1731 | 26"H x 36.25"D x 70.25"W | 7.4 | 94 | 5,041 | 5,623 | 5,941 | 6,250 | 6,564 | 6,883 | 7,231 | 7,579 | 7,988 | 8,519 | 9,153 | 9,789 | 10,413 | 11,046 | 7,688 | 8,374 | 10,592 | 11,520 | 14,025 |
| | | | | | | | | | | | | | | | | | | | | | | | | | | |

To Order Follow Steps 1-5

1. Series/Style

YM6

Yoom
Boxed Front
Soft

2. Type

1631 Chaise Right
1731 Chaise Left

3. Seam Options

Seam Option

SS Single seam on all edges
SP Pinch seam on top edges
Single seam on side edges
SW Standard welt cord on all edges +10% of COM List

Decorative Stitch on top edges
(available on woven textiles only)



Blanket Zig Zag

SSD1 Blanket stitch over single seam +10% of COM List
SSD2 Zig Zag stitch over single seam +10% of COM List

Thread color must be specified.
Reference Stylex/Stitching on Stylexseating.com for thread colors and stitch images.

4. Decorative Stitch Colors

01 White
02 Natural
03 Lemon
04 Pebble Beige
05 Dk Mahogany
06 Orange
07 Red
08 Purple
09 Pro Blue
10 Navy
11 Olive
12 Dark Green
13 Nickel
14 Dark Gray
15 Black

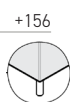
5. Glides/Casters/Legs

Glide Option

PG Plastic Glide
Recommended for easier movement on carpet.
FG Felt Glide
Recommended for easier movement on hard floors
RG Rubber Glide
Recommended for static positioning.

L1 Round Legs

Legs increase seating height by 2".
All standard Stylex powder paints and Polished Aluminum are available leg finish choices.



+156

6. Options

G Ganging +00
C1X In-seat power port with 10' power cord +435
C2X In-seat power port with 20' power cord +466
W1X 12' BX whip (for hardwiring) +1,079
W2X 24' BX whip (for hardwiring) +1,261

See Page 6 for complete information on specifying power ports.

7. Textile

Yoom Boxed Soft is designed to have a casual look and feel. It is meant to show wrinkling with most textiles.

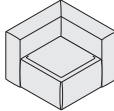
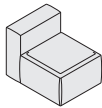
Refer to Stylex swatch cards and separately published ingraded fabric program to determine grades .

See General Information section in the main price list for CAL 133 Information.

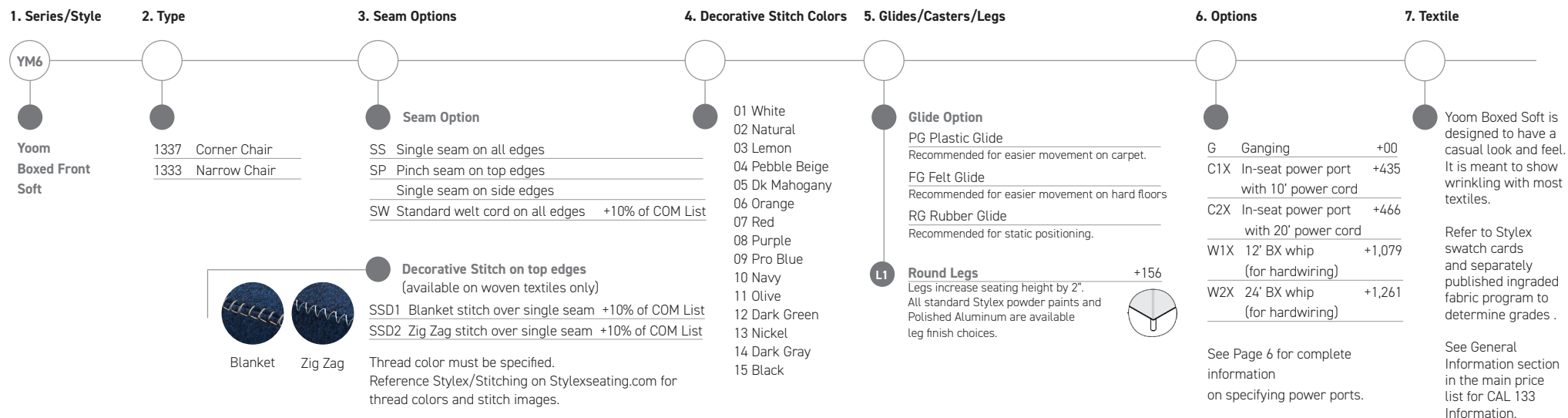
Yoom Boxed Soft

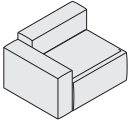
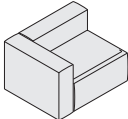
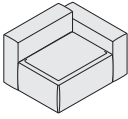
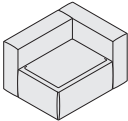
Lounge
Corner and Narrow Chair

19

| | | | | | | | C.O.M. Fabric Upholstery Grades | | | | | | | | | | | | | | C.O.L. | | | | | Leather Upholstery Grades | | | | |
|--|--------------|-------|------|------------|--------------------------|---------|---------------------------------|-------|-------|-------|-------|-------|-------|-------|-------|-------|-------|-------|-------|-------|--------|-------|-------|-------|-------|---------------------------|--|--|--|--|
| | Series | Style | Type | Dimensions | Ydg. | Sq. ft. | C.O.M | A | B | C | D | E | F | G | H | I | J | K | L | M | W | X | Y | E1 | E2 | | | | | |
|  | Corner Chair | YM | 6 | 1337 | 26"H x 36.25"D x 36.25"W | 5.0 | 75 | 3,282 | 3,693 | 3,914 | 4,131 | 4,353 | 4,576 | 4,820 | 5,063 | 5,352 | 5,722 | 6,168 | 6,616 | 7,052 | 7,497 | 5,387 | 5,938 | 7,701 | 8,442 | 10,433 | | | | |
| | | | | | | | | | | | | | | | | | | | | | | | | | | | | | | |
|  | Narrow Chair | YM | 6 | 1333 | 26"H x 36.25"D x 27.25"W | 3.3 | 53 | 2,519 | 2,783 | 2,923 | 3,060 | 3,202 | 3,346 | 3,500 | 3,656 | 3,840 | 4,077 | 4,361 | 4,647 | 4,926 | 5,210 | 4,008 | 4,399 | 5,647 | 6,171 | 7,581 | | | | |
| | | | | | | | | | | | | | | | | | | | | | | | | | | | | | | |

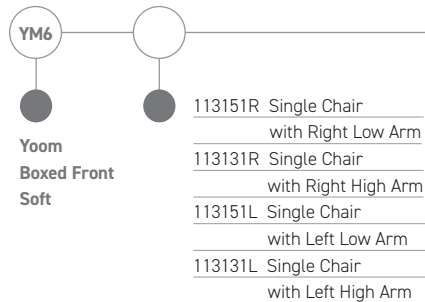
To Order Follow Steps 1-5



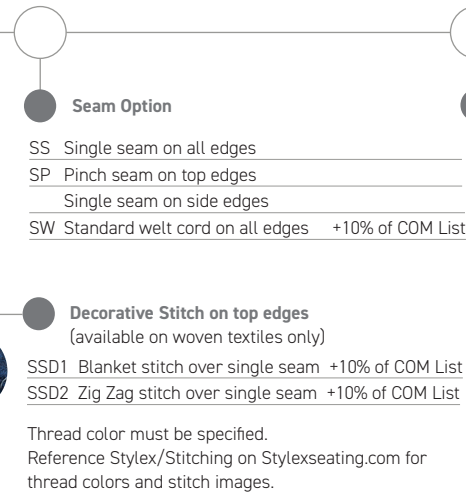
| | | | | | | | C.O.M. Fabric Upholstery Grades | | | | | | | | | | | | | | | C.O.L. | | | | | Leather Upholstery Grades | | | | |
|--|----------------------------------|-------|------|------------|--------------------------|---------|---------------------------------|-------|-------|-------|-------|-------|-------|-------|-------|-------|-------|-------|-------|-------|-------|--------|-------|-------|--------|--------|---------------------------|--|--|--|--|
| | Series | Style | Type | Dimensions | Ydg. | Sq. ft. | C.O.M | A | B | C | D | E | F | G | H | I | J | K | L | M | W | X | Y | E1 | E2 | | | | | | |
|  | Single Chair with Right Low Arm | YM | 6 | 113151R | 26"H x 36.25"D x 45.75"W | 7.3 | 95 | 3,858 | 4,379 | 4,663 | 4,939 | 5,223 | 5,504 | 5,818 | 6,130 | 6,497 | 6,971 | 7,540 | 8,107 | 8,671 | 9,235 | 6,535 | 7,233 | 9,478 | 10,419 | 12,952 | | | | | |
|  | Single Chair with Right High Arm | YM | 6 | 113131R | 26"H x 36.25"D x 45.75"W | 7.6 | 95 | 4,051 | 4,595 | 4,893 | 5,184 | 5,481 | 5,779 | 6,107 | 6,435 | 6,818 | 7,318 | 7,916 | 8,513 | 9,101 | 9,694 | 6,727 | 7,421 | 9,663 | 10,602 | 13,134 | | | | | |
|  | Single Chair with Left Low Arm | YM | 6 | 113151L | 26"H x 36.25"D x 45.75"W | 7.3 | 95 | 3,858 | 4,379 | 4,663 | 4,939 | 5,223 | 5,504 | 5,818 | 6,130 | 6,497 | 6,971 | 7,540 | 8,107 | 8,671 | 9,235 | 6,535 | 7,233 | 9,478 | 10,419 | 12,952 | | | | | |
|  | Single Chair with Left High Arm | YM | 6 | 113131L | 26"H x 36"D x 45.75"W | 7.6 | 95 | 4,051 | 4,595 | 4,893 | 5,184 | 5,481 | 5,779 | 6,107 | 6,435 | 6,818 | 7,318 | 7,916 | 8,513 | 9,101 | 9,694 | 6,727 | 7,421 | 9,663 | 10,602 | 13,134 | | | | | |

To Order Follow Steps 1-5

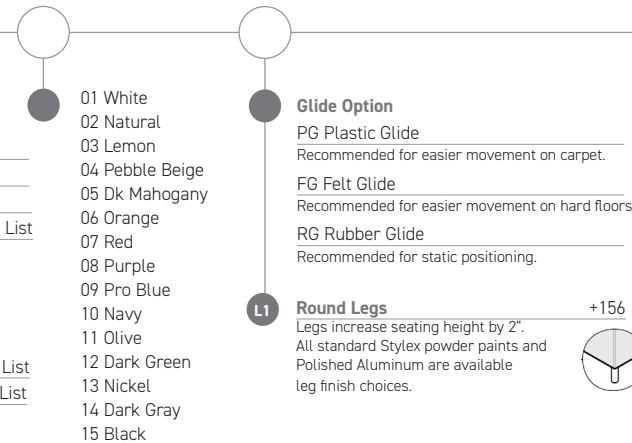
1. Series/Style 2. Type



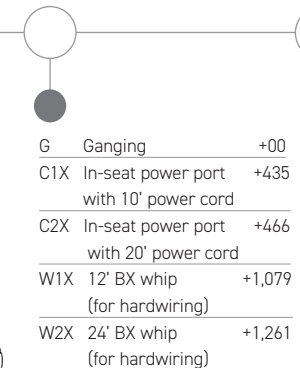
3. Seam Options



4. Decorative Stitch Colors 5. Glides/Casters/Legs

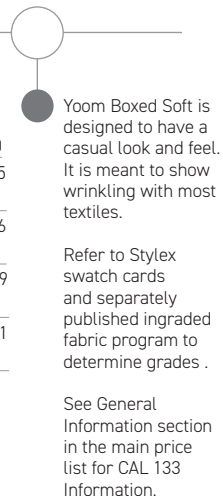


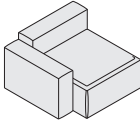
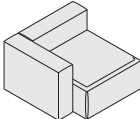
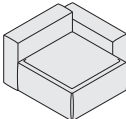
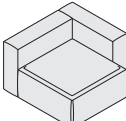
6. Options



See Page 6 for complete information on specifying power ports.

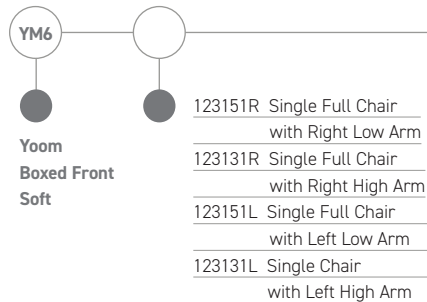
7. Textile



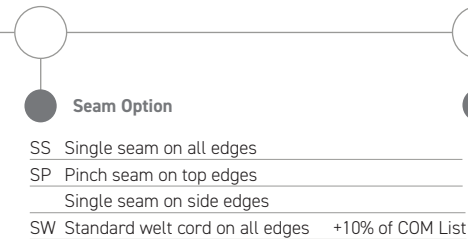
| | | | | | | | C.O.M. Fabric Upholstery Grades | | | | | | | | | | | | | C.O.L. | | | | | Leather Upholstery Grades | | | | |
|--|--------|-------|---------|--------------------------|------|---------|---------------------------------|-------|-------|-------|-------|-------|-------|-------|-------|-------|-------|-------|--------|--------|--|-------|-------|--------|---------------------------|--------|--|--|--|
| | Series | Style | Type | Dimensions | Ydg. | Sq. ft. | C.O.M | A | B | C | D | E | F | G | H | I | J | K | L | M | | W | X | Y | E1 | E2 | | | |
| <div>Single Full Chair with Right Low Arm</div> <div></div> | YM | 6 | 123151R | 26"H x 45.25"D x 45.75"W | 7.3 | 103 | 4,317 | 4,899 | 5,216 | 5,523 | 5,839 | 6,156 | 6,505 | 6,854 | 7,262 | 7,791 | 8,426 | 9,063 | 9,688 | 10,321 | | 7,209 | 7,966 | 10,391 | 11,411 | 14,149 | | | |
| <div>Single Full Chair with Right High Arm</div> <div></div> | YM | 6 | 123131R | 26"H x 45.25"D x 45.75"W | 7.4 | 103 | 4,510 | 5,115 | 5,446 | 5,768 | 6,097 | 6,431 | 6,794 | 7,159 | 7,583 | 8,138 | 8,802 | 9,469 | 10,118 | 10,780 | | 7,401 | 8,154 | 10,576 | 11,594 | 14,331 | | | |
| <div>Single Full Chair with Left Low Arm</div> <div></div> | YM | 6 | 123151L | 26"H x 45.25"D x 45.75"W | 7.3 | 103 | 4,317 | 4,899 | 5,216 | 5,523 | 5,839 | 6,156 | 6,505 | 6,854 | 7,262 | 7,791 | 8,426 | 9,063 | 9,688 | 10,321 | | 7,209 | 7,966 | 10,391 | 11,411 | 14,149 | | | |
| <div>Single Full Chair with Left High Arm</div> <div></div> | YM | 6 | 123131L | 26"H x 45.25"D x 45.75"W | 7.4 | 103 | 4,510 | 5,115 | 5,446 | 5,768 | 6,097 | 6,431 | 6,794 | 7,159 | 7,583 | 8,138 | 8,802 | 9,469 | 10,118 | 10,780 | | 7,401 | 8,154 | 10,576 | 11,594 | 14,331 | | | |

To Order Follow Steps 1-5

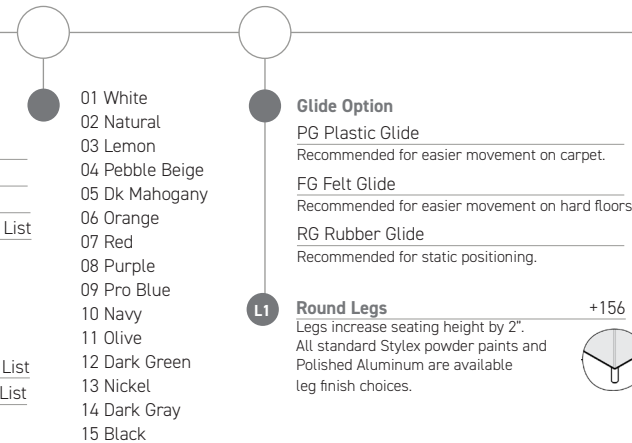
1. Series/Style 2. Type



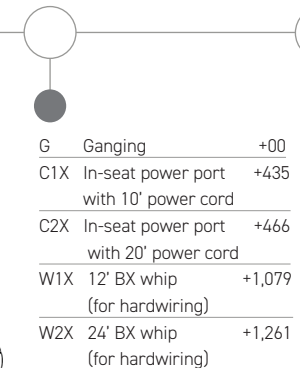
3. Seam Options



4. Decorative Stitch Colors 5. Glides/Casters/Legs



6. Options



See Page 6 for complete information on specifying power ports.

7. Textile

