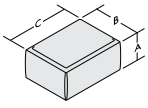
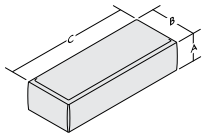
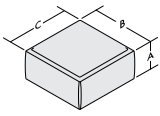
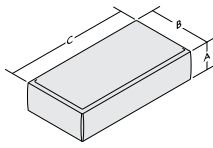
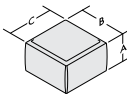
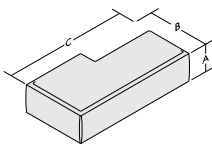
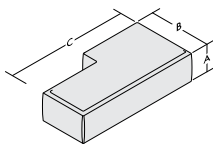
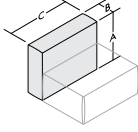
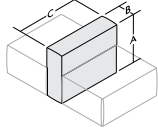
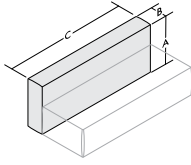
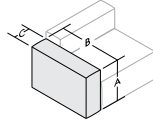
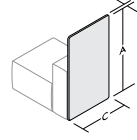
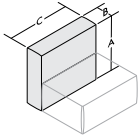
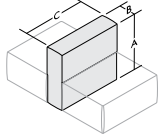
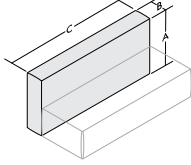
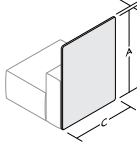
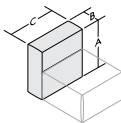
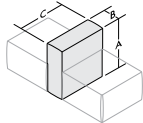
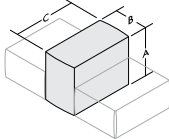
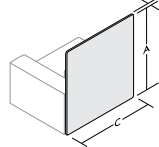
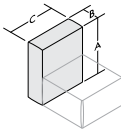
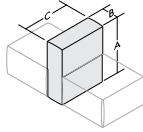
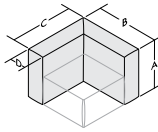


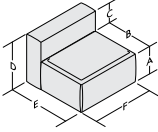
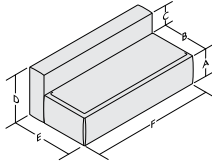
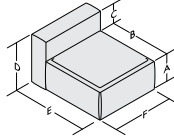
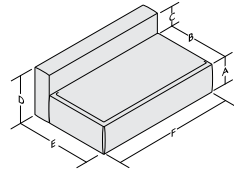
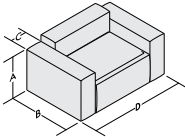
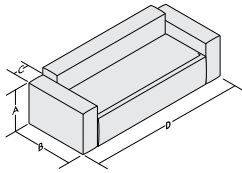
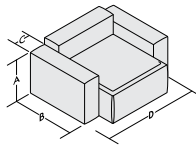
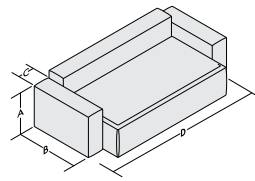
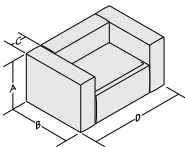
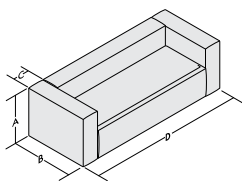
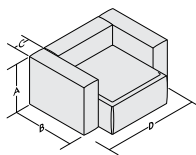
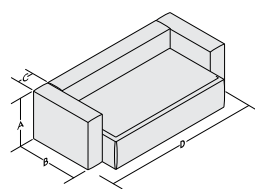
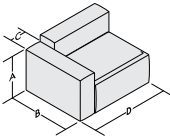
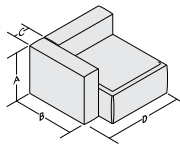
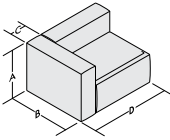
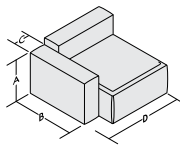
**stylex**

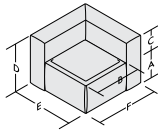
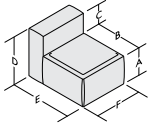
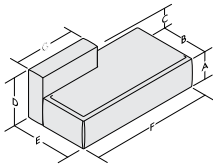
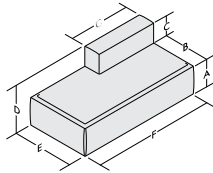
# **Yoom Boxed Classic**

PRICE LIST  
Effective November 01, 2023


























Seat	Single	Double			General Information
<b>Dimensions/ Overview</b> A. Height B. Depth C. Width	<b>Seat</b> A. 15" B. 27" C. 36" 	<b>Double Seat</b> A. 15" B. 27" C. 70" 			<b>Design</b> Stylex/Anthony Land  <b>Ganging</b> All individual units may be connected to one another with the use of a forked latch system. Yoom utilizes a ganging system that causes foam compression. For precise ganged layout dimensions, please reach out to: designapplication@stylexseating.com  <b>Glides</b> Yoom is available with 3 glide options: plastic, rubber, and felt.  <b>Casters</b> Yoom single seats and chairs (without arms) are available with 2 caster options: hard and soft.  <b>Power</b> Optional power receptacle offers three exposed power ports: 2 USB 2.1A ports and a standard, grounded 3-prong electrical outlet.  <b>Performance Standards</b> Manufactured to comply with: ANSI/BIFMA X5.4 Public and Lounge Seating Standard  <b>Certifications</b> GREENGUARD Gold LEVEL® 1, BIFMA's sustainability certification program for furniture
<b>Full Seat</b> A. Height B. Depth C. Width	<b>Single Full Seat</b> A. 15" B. 36" C. 36" 	<b>Double Full Seat</b> A. 15" B. 36" C. 70" 			
<b>Narrow Seat</b> A. Height B. Depth C. Width	<b>Narrow Seat</b> A. 15" B. 27" C. 27" 				
<b>Chaise</b>	<b>Right</b>	<b>Left</b>			
<b>Dimensions/ Overview</b> A. Height B. Depth C. Width	<b>Chaise Right</b> A. 15" B. 36" C. 70" 	<b>Chaise Left</b> A. 15" B. 36" C. 70" 			

Dimensions / Overview	Single Back	Single Thin	Double Back	Arm	Screens	General Information
A. Height B. Depth C. Width	<b>Single Back</b> A. 26" B. 9" C. 36" 	<b>Single Thin Back to Back</b> A. 26" B. 9" C. 36" 	<b>Double Back</b> A. 26" B. 9" C. 70" 	<b>Single Low Arm</b> A. 22" B. 36" C. 10.5" 	<b>25" Privacy Screen</b> A. 45" B. 1.5" C. 25" 	<b>Design</b> Stylex/Anthony Land  <b>Ganging</b> All individual units may be connected to one another with the use of a forked latch system. Yoom utilizes a ganging system that causes foam compression. For precise ganged layout dimensions, please reach out to: designapplication@stylexseating.com  <b>Glides</b> Yoom is available with 3 glide options: plastic, rubber, and felt.  <b>Casters</b> Yoom single seats and chairs (without arms) are available with 2 caster options: hard and soft.  <b>Power</b> Optional power receptacle offers three exposed power ports: 2 USB 2.1A ports and a standard, grounded 3-prong electrical outlet.  <b>Performance Standards</b> Manufactured to comply with: ANSI/BIFMA X5.4 Public and Lounge Seating Standard  <b>Certifications</b> GREENGUARD Gold LEVEL® 1, BIFMA's sustainability certification program for furniture
A. Height B. Depth C. Width	<b>Single High Back</b> A. 30" B. 9" C. 36" 	<b>Single High Thin Back to Back</b> A. 30" B. 9" C. 36" 	<b>Double High Back</b> A. 30" B. 9" C. 70" 		<b>34" Privacy Screen</b> A. 45" B. 1.5" C. 34" 	
A. Height B. Depth C. Width	<b>Single Narrow Back</b> A. 26" B. 9" C. 27" 	<b>Single Narrow Thin Back to Back</b> A. 26" B. 9" C. 27" 	<b>Back to Back</b> A. 26" B. 18" C. 36" 		<b>43" Privacy Screen</b> A. 45" B. 1.5" C. 43" 	
A. Height B. Depth C. Width D. Depth of back	<b>Single Narrow High Back</b> A. 30" B. 9" C. 27" 	<b>Single Narrow High Thin Back to Back</b> A. 30" B. 9" C. 27" 	<b>Corner Back</b> A. 26" B. 36" C. 36" D. 9" 			

Dimensions / Overview	Single Chair	Double Chair	Single Full Chair	Double Full Chair	General Information
<b>Armless Chair</b> A. Seat Height B. Seat Depth C. Back Height D. Overall Height E. Overall Depth F. Overall Width	<b>Single Chair Armless</b> A. 15" B. 27" C. 11" D. 26" E. 36" F. 36" 	<b>Double Chair Armless</b> A. 15" B. 27" C. 11" D. 26" E. 36" F. 70" 	<b>Single Full Chair Armless</b> A. 15" B. 36" C. 11" D. 26" E. 45" F. 36" 	<b>Double Full Chair Armless</b> A. 15" B. 36" C. 11" D. 26" E. 45" F. 70" 	<b>Design</b> Stylex/Anthony Land  <b>Ganging</b> All individual units may be connected to one another with the use of a forked latch system. Yoom utilizes a ganging system that causes foam compression. For precise ganged layout dimensions, please reach out to: designapplication@stylexseating.com  <b>Glides</b> Yoom is available with 3 glide options: plastic, rubber, and felt.  <b>Casters</b> Yoom single seats and chairs (without arms) are available with 2 caster options: hard and soft.  <b>Power</b> Optional power receptacle offers three exposed power ports: 2 USB 2.1A ports and a standard, grounded 3-prong electrical outlet.  <b>Performance Standards</b> Manufactured to comply with: ANSI/BIFMA X5.4 Public and Lounge Seating Standard  <b>Certifications</b> GREENGUARD Gold LEVEL® 1, BIFMA's sustainability certification program for furniture
<b>Arm Low</b> A. Arm Height B. Arm Depth C. Arm Width D. Overall Width Arms	<b>Single Chair Low Arms</b> A. 22" B. 36" C. 10.5" D. 56" 	<b>Double Chair Low Arms</b> A. 22" B. 36" C. 10.5" D. 90" 	<b>Single Full Chair Low Arms</b> A. 22" B. 36" C. 10.5" D. 56" 	<b>Double Full Chair Low Arms</b> A. 22" B. 36" C. 10.5" D. 90" 	
<b>Arm High</b> A. Arm Height B. Arm Depth C. Arm Width D. Overall Width Arms	<b>Single Chair High Arms</b> A. 26" B. 36" C. 10.5" D. 56" 	<b>Double Chair High Arms</b> A. 26" B. 36" C. 10.5" D. 90" 	<b>Single Full Chair High Arms</b> A. 15" B. 36" C. 10.5" D. 56" 	<b>Double Full Chair High Arms</b> A. 26" B. 36" C. 10.5" D. 90" 	
<b>Arm Low Right or Left</b> A. Arm Height B. Arm Depth C. Arm Width D. Overall Width with Arm	<b>Single Chair with Right Low Arm</b> A. 22" B. 36" C. 10.5" D. 46" 		<b>Single Full Chair with Right Low Arm</b> A. 22" B. 36" C. 10.5" D. 46" 		
<b>Arm High Right or Left</b> A. Arm Height B. Arm Depth C. Arm Width D. Overall Width with Arms	<b>Single Chair with Right High Arm</b> A. 26" B. 36" C. 10.5" D. 46" 		<b>Single Full Chair with Right High Arm</b> A. 26" B. 36" C. 10.5" D. 46" 		

Dimensions / Overview	Corner Chair	Single Narrow Chair	Chaise Left	Chaise Right	General Information
Chair A. Seat Height B. Seat Depth C. Back Height D. Overall Height E. Overall Depth F. Overall Width	Corner Chair A. 15" B. 25" C. 11" D. 26" E. 36" F. 36" 	Single Narrow Chair A. 15" B. 25" C. 11" D. 26" E. 36" F. 27" 	Chaise Left A. 15" B. 25" C. 11" D. 26" E. 36" F. 70" G. 36" 	Chaise Right A. 15" B. 25" C. 11" D. 26" E. 36" F. 70" G. 36" 	<p><b>Design</b> Stylex/Anthony Land</p> <p><b>Ganging</b> All individual units may be connected to one another with the use of a forked latch system. Yoom utilizes a ganging system that causes foam compression. For precise ganged layout dimensions, please reach out to: <a href="mailto:designapplication@stylexseating.com">designapplication@stylexseating.com</a></p> <p><b>Glides</b> Yoom is available with 3 glide options: plastic, rubber, and felt.</p> <p><b>Casters</b> Yoom single seats and chairs (without arms) are available with 2 caster options: hard and soft.</p> <p><b>Power</b> Optional power receptacle offers three exposed power ports: 2 USB 2.1A ports and a standard, grounded 3-prong electrical outlet.</p> <p><b>Performance Standards</b> Manufactured to comply with: ANSI/BIFMA X5.4 Public and Lounge Seating Standard</p> <p><b>Certifications</b> GREENGUARD Gold LEVEL® 1, BIFMA's sustainability certification program for furniture</p>

Please note that there is 1" of clearance between the floor and all Yoom components. Yoom utilizes a ganging system that causes foam compression. For precise ganged layout dimensions, please reach out to: [designapplication@stylexseating.com](mailto:designapplication@stylexseating.com)

Dimensions / Overview	Right	Front	Left	Rear	General Information
<b>Single Seat</b> 	Position 5 C15/C25 	Position 4 C14/C24 	Position 3 C13/C23 	Position 2 C12/C22 	<b>Design</b> In-Seat Power Ports With 10' Or 20' Cord  <b>Power Port Cord Length and Harness End</b> C1X has a 10' power cord w/ NEMA 5-15P C2X has a 20' Power cord w/ NEMA 5-15P W1X 12' BX whip (for hardwiring) W1X 24' BX whip (for hardwiring)  <b>Power Port Location</b> The power port location is determined by its last digit.  <b>Examples:</b> • A C14 power port has a 10' power cord and is located on the right side of a chair, as determined from a seated position, or the right forward position of a bench. • A C21 power port has a 20' power cord and is located on the left side of a chair, as determined from a seated position, or the left forward position of a bench.  <b>Multiple power ports may be ordered per unit. The pricing shown is for each power port ordered.</b>  <b>In-Seat Power Port Finish</b> Select power port finish from one of the standard Stylex powder paints.  <b>Power In Chairs And Benches</b> Power receptacle offers three exposed power ports: 2 USB 2.1A ports and a standard, grounded 3-prong electrical outlet.
<b>Single Chair</b> 	Position 5 C15/C25 	Position 4 C14/C24 	Position 3 C13/C23 	Position 2 C12/C22 	
<b>Chair w/ Arms</b> 	No Ports 	Position 3 C13/C23 	Position 2 C12/C22 	No Ports 	
<b>Single Chair w/ Left Arm</b> 	Position 5 C15/C25 	Position 4 C14/C24 	Position 3 C13/C23 	Position 2 C12/C22 	
<b>Single Seat w/ Right Arm</b> 	No Ports 	Position 3 C13/C23 	Position 2 C12/C22 	Position 1 C11/C21 	

**Power Port Ordering: To Order Follow Steps 1-4**

Example: C2 3 BM

Option Black Matte Finish  
Option Power Port Position(s)  
Option 20" Cord Length

**1. Length and Harness End**

C1X 10' cord length w/ NEMA 5-15P  
C2X 10' cord length w/ NEMA 5-15P  
W1X 12' BX whip (for hardwiring)  
W1X 24' BX whip (for hardwiring)

**2. Position**

Position 1 thru 8

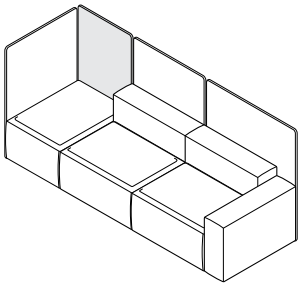
\*See above  
for power  
port location  
restrictions.

**3. Option Power Port Finish**

BL Blue	FG Forest Green	RD Red
BM Black Matte	LG Light Gray	RO Red Orange
BR Brass	MG Meadow Green	RR Rusty Red
BT Black Twilight	MK Milk	SB Soft Blue
CP Champagne	MS Metallic Silver	SD Sand
DB Dark Bronze	NK Nickel	TC Terracotta
DG Dark Gray	NV Navy	TP Taupe
DP Dusty Pink	OR Orange	TS Textured Slate
	PY Pale Yellow	YL Yellow

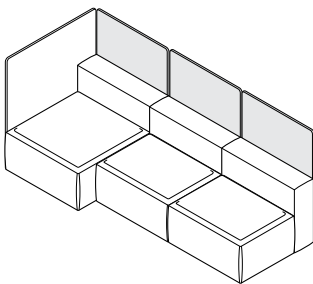
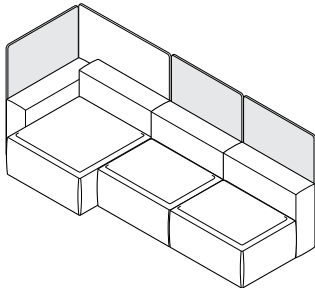
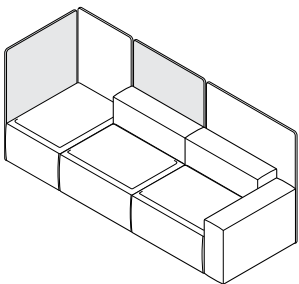
General Information

YM061 - Privacy Screen (25")

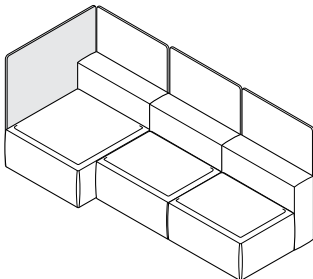
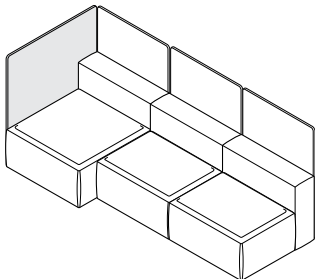
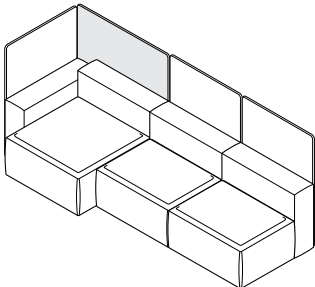


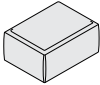
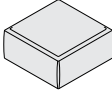

**Privacy Screens**  
Yoom Privacy Screens are field installed and can be installed on seats, backs and arms. They can be used to provide privacy and definition to the space or can be directly used as a back with throw pillows in lieu of the traditional Yoom Backs or Back to Backs. Three different privacy screen widths have been created to keep pace with the specifiers creativity.

YM062 - Privacy Screens (34")



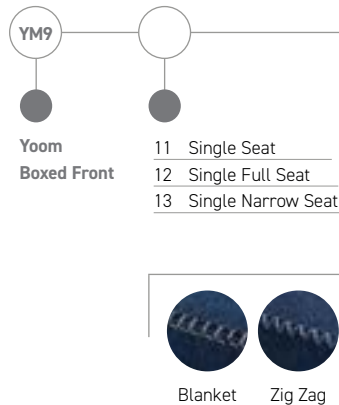
YM063 - Privacy Screens (43")



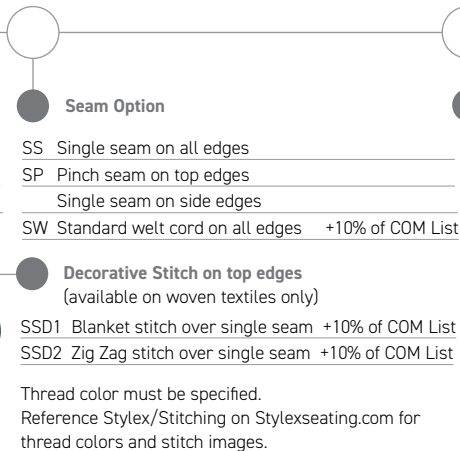
						C.O.M. Fabric Upholstery Grades													
	Series	Style	Type	Dimensions	Ydg.	C.O.M	A	B	C	D	E	F	G	H	I	J	K	L	M
Single Seat Boxed Front  	YM	9	11	15"H x 27"D x 36"W	2.5	1,574	1,771	1,877	1,982	2,087	2,196	2,311	2,430	2,567	2,748	2,961	3,173	3,385	3,599
Single Full Seat Boxed Front  	YM	9	12	15"H x 36"D x 36"L	3.3	1,874	2,130	2,270	2,406	2,545	2,683	2,836	2,990	3,170	3,404	3,682	3,961	4,237	4,514
Single Narrow Seat Boxed Front  	YM	9	13	15"H x 27"D x 27"L	1.7	1,275	1,405	1,473	1,541	1,612	1,681	1,757	1,832	1,923	2,040	2,179	2,319	2,456	2,595

## To Order Follow Steps 1-7

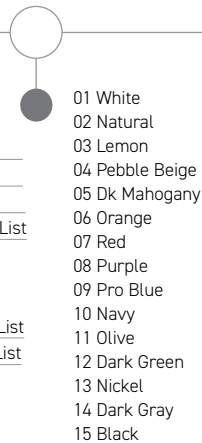
## 1. Series/Style 2. Type



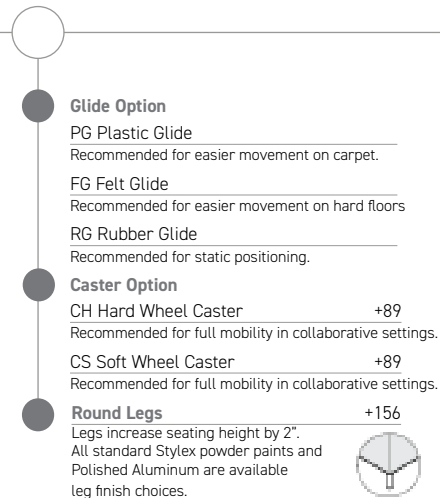
## 3. Seam Options



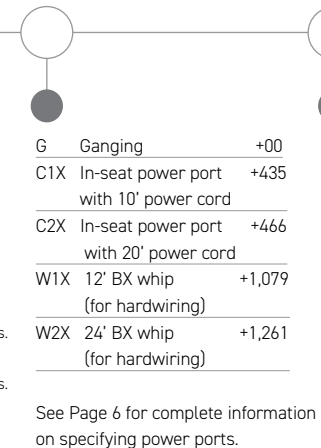
## 4. Decorative Stitch Colors



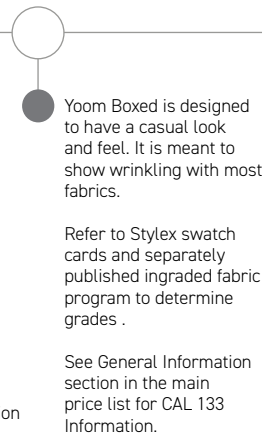
## 5. Glides/Casters/Legs



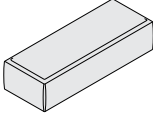
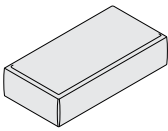
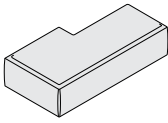
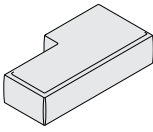
## 6. Options



## 7. Textile

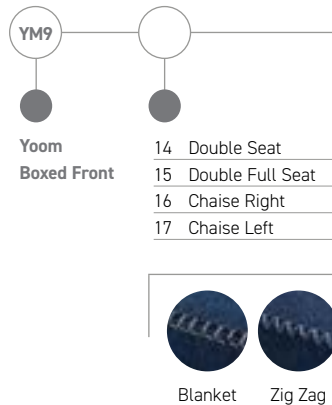




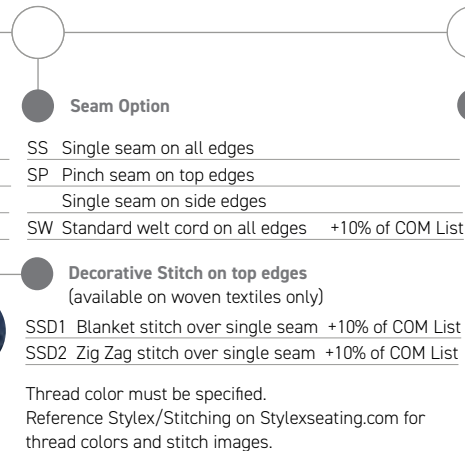
						C.O.M. Fabric Upholstery Grades													
	Series	Style	Type	Dimensions	Ydg.	C.O.M	A	B	C	D	E	F	G	H	I	J	K	L	M
<b>Double Seat Boxed Front</b>  	YM	9	14	15"H x 27"D x 70"W	4.4	2,623	2,965	3,151	3,332	3,518	3,703	3,907	4,112	4,351	4,664	5,036	5,405	5,772	6,147
<b>Double Full Seat Boxed Front</b>  	YM	9	15	15"H x 36"D x 70"L	5.5	3,222	3,652	3,883	4,109	4,342	4,575	4,829	5,084	5,384	5,772	6,238	6,703	7,159	7,625
<b>Chaise Right Boxed Front</b>  	YM	9	16	15"H x 36"/27"D x 70"L	5.2	3,222	3,626	3,844	4,055	4,275	4,493	4,731	4,973	5,254	5,622	6,056	6,494	6,923	7,361
<b>Chaise Left Boxed Front</b>  	YM	9	17	15"H x 36"/27"D x 70"L	5.2	3,222	3,626	3,844	4,055	4,275	4,493	4,731	4,973	5,254	5,622	6,056	6,494	6,923	7,361

## To Order Follow Steps 1-7

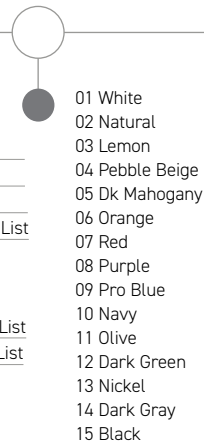
## 1. Series/Style 2. Type



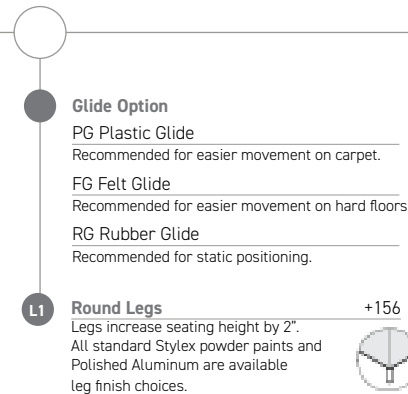
## 3. Seam Options



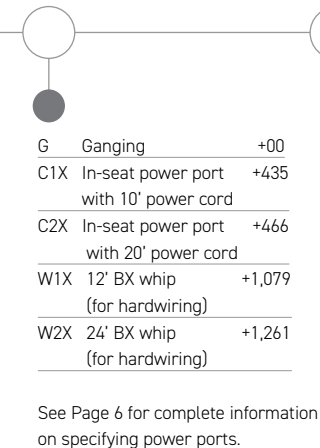
## 4. Decorative Stitch Colors



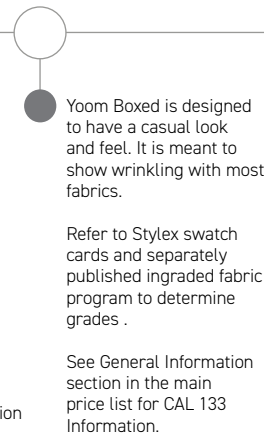
## 5. Glides/Casters/Legs



## 6. Options

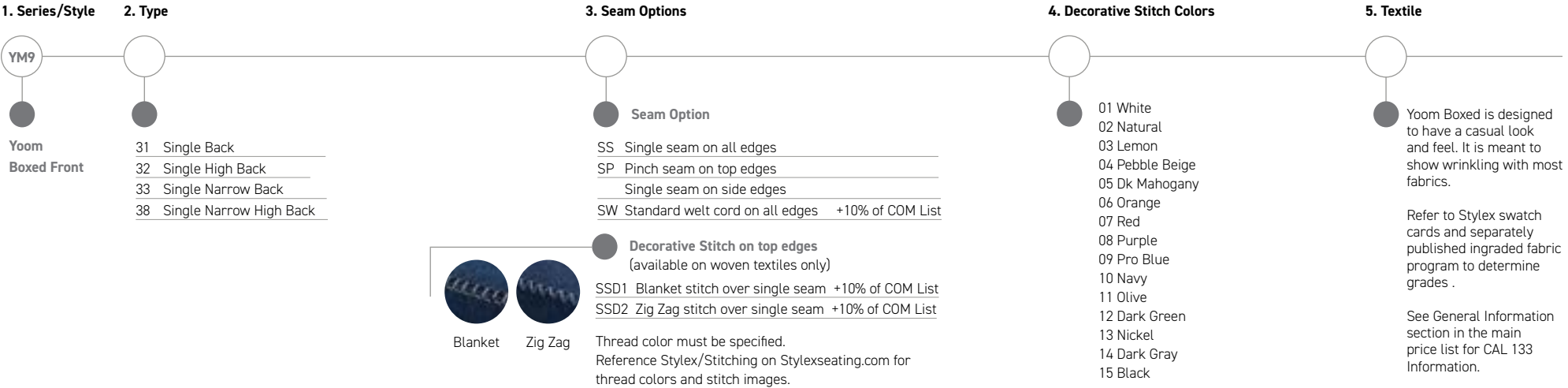


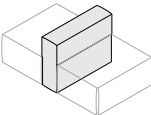
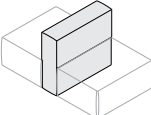
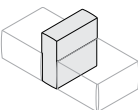
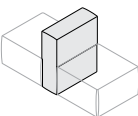
## 7. Textile



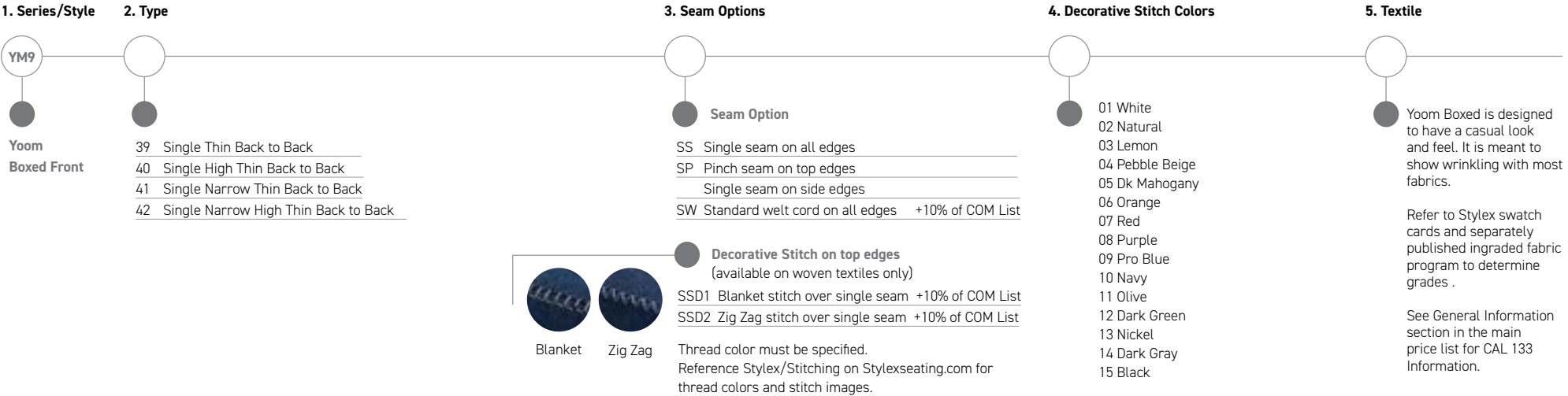
						C.O.M. Fabric Upholstery Grades													
	Series	Style	Type	Dimensions	Ydg.	C.O.M	A	B	C	D	E	F	G	H	I	J	K	L	M
Single Back Boxed Front	YM	9	31	26"H x 9"D x 36"W	2.2	899	1,071	1,162	1,254	1,346	1,440	1,542	1,644	1,762	1,918	2,104	2,291	2,473	2,661
Single High Back Boxed Front	YM	9	32	30"H x 9"D x 36"W	2.5	974	1,161	1,266	1,364	1,466	1,570	1,682	1,796	1,926	2,097	2,300	2,506	2,706	2,910
Single Narrow Back Boxed Front	YM	9	33	26"H x 9"D x 27"W	1.7	825	951	1,023	1,090	1,159	1,231	1,306	1,384	1,473	1,591	1,729	1,869	2,008	2,145
Single Narrow High Back Boxed Front	YM	9	38	30"H x 9"D x 27"W	1.9	974	1,110	1,185	1,258	1,332	1,407	1,488	1,571	1,667	1,790	1,940	2,087	2,234	2,382

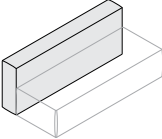
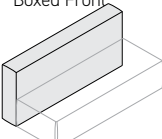
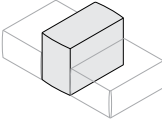
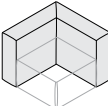
To Order Follow Steps 1-5



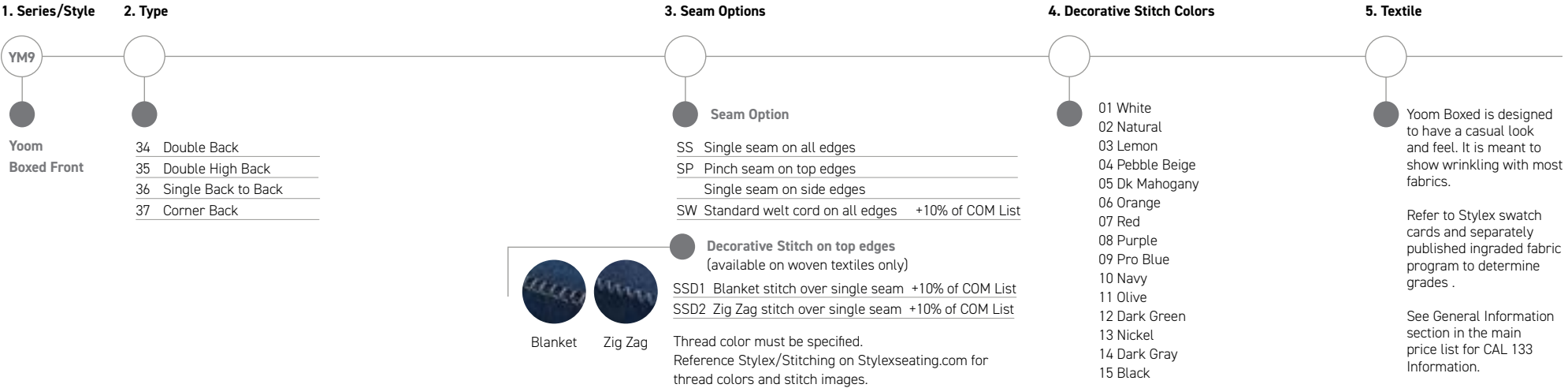
						C.O.M. Fabric Upholstery Grades														
	Series	Style	Type	Dimensions	Ydg.	C.O.M	A	B	C	D	E	F	G	H	I	J	K	L	M	
Single Thin Back to Back Boxed Front 	YM	9	39	26"H x 9"D x 36"W	2.1	1,049	1,211	1,301	1,386	1,474	1,562	1,659	1,757	1,870	2,018	2,196	2,371	2,545	2,723	
Single High Thin Back to Back Boxed Front 	YM	9	40	30"H x 9"D x 36"W	2.2	1,200	1,370	1,463	1,554	1,646	1,739	1,842	1,944	2,063	2,220	2,406	2,591	2,774	2,960	
Single Narrow Thin Back to Back Boxed Front 	YM	9	41	26"H x 9"D x 27"W	1.6	1,049	1,171	1,234	1,298	1,362	1,429	1,499	1,571	1,654	1,762	1,894	2,023	2,153	2,283	
Single Narrow High Thin Back to Back Boxed Front 	YM	9	42	30"H x 9"D x 27"W	1.8	1,200	1,319	1,385	1,447	1,512	1,576	1,649	1,720	1,804	1,913	2,043	2,174	2,302	2,433	

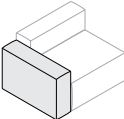
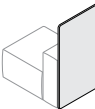
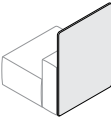
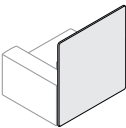
To Order Follow Steps 1-5



						C.O.M. Fabric Upholstery Grades														
	Series	Style	Type	Dimensions	Ydg.	C.O.M	A	B	C	D	E	F	G	H	I	J	K	L	M	
Double Back Boxed Front 	YM	9	34	26"H x 9"D x 70"W	4.4	1,649	1,991	2,178	2,357	2,543	2,730	2,933	3,137	3,377	3,689	4,062	4,432	4,797	5,169	
Double High Back Boxed Front 	YM	9	35	30"H x 9"D x 70"W	4.8	1,874	2,243	2,440	2,636	2,835	3,035	3,255	3,472	3,730	4,067	4,467	4,866	5,261	5,660	
Single Back to Back Boxed Front 	YM	9	36	26"H x 18"D x 36"W	3.3	1,200	1,457	1,596	1,730	1,870	2,010	2,161	2,315	2,495	2,730	3,007	3,285	3,562	3,841	
Corner Back Boxed Front 	YM	9	37	26"H x 36"D x 36"W	3.5	1,349	1,622	1,773	1,916	2,065	2,214	2,378	2,541	2,732	2,981	3,278	3,577	3,868	4,165	

To Order Follow Steps 1-5



						C.O.M. Fabric Upholstery Grades														
	Series	Style	Type	Dimensions	Ydg.	C.O.M	A	B	C	D	E	F	G	H	I	J	K	L	M	
Single Low Arm Boxed Front 	YM	9	51	22"H x 10.5"D x 36"W	1.9	750	896	974	1,050	1,130	1,208	1,295	1,384	1,485	1,617	1,775	1,933	2,087	2,246	
25" Privacy Screen 	YM	0	61	45"H x 1.5"D x 25"W	2.2	1,049	1,221	1,314	1,405	1,497	1,591	1,692	1,796	1,913	2,069	2,254	2,440	2,623	2,809	
34" Privacy Screen 	YM	0	62	45"H x 1.5"D x 34"W	3.0	1,349	1,579	1,706	1,828	1,953	2,079	2,217	2,354	2,517	2,726	2,978	3,229	3,476	3,726	
43" Privacy Screen 	YM	0	63	45"H x 1.5"D x 43"W	3.0	1,649	1,940	2,098	2,250	2,409	2,567	2,741	2,915	3,119	3,382	3,699	4,015	4,326	4,641	

To Order Follow Steps 1-5

1. Series/Style

YM

Yoom  
Boxed Front



2. Type

951 Single Low Arm  
061 25" Privacy Screen  
062 34" Privacy Screen  
063 43" Privacy Screen

3. Seam Options

Seam Option  
SS Single seam on all edges  
SP Pinch seam on top edges  
Single seam on side edges  
SW Standard welt cord on all edges +10% of COM List

Decorative Stitch on top edges  
(available on woven textiles only)  
SSD1 Blanket stitch over single seam +10% of COM List  
SSD2 Zig Zag stitch over single seam +10% of COM List  
Thread color must be specified.  
Reference Stylex/Stitching on [Stylexseating.com](#) for thread colors and stitch images.



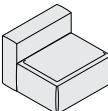
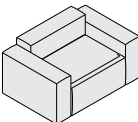
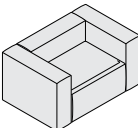
BlanketZig Zag

4. Decorative Stitch Colors

01 White  
02 Natural  
03 Lemon  
04 Pebble Beige  
05 Dk Mahogany  
06 Orange  
07 Red  
08 Purple  
09 Pro Blue  
10 Navy  
11 Olive  
12 Dark Green  
13 Nickel  
14 Dark Gray  
15 Black

5. Textile

Yoom Boxed is designed to have a casual look and feel. It is meant to show wrinkling with most fabrics.  
  
Refer to Stylex swatch cards and separately published ingraded fabric program to determine grades .  
  
See General Information section in the main price list for CAL 133 Information.

						C.O.M. Fabric Upholstery Grades														
	Series	Style	Type	Dimensions	Ydg.	C.O.M	A	B	C	D	E	F	G	H	I	J	K	L	M	
Single Chair Armless Boxed Front	YM	9	113100	26"H x 36"D x 36"W	4.5	2,473	2,842	3,039	3,236	3,433	3,636	3,853	4,074	4,329	4,666	5,065	5,464	5,858	6,260	
																				
Single Chair with Low Arms Boxed Front	YM	9	113151P	26"H x 36"D x 56"W	8.3	3,973	4,634	4,987	5,336	5,693	6,052	6,443	6,842	7,299	7,900	8,615	9,330	10,032	10,752	
																				
Single Chair with High Arms Boxed Front	YM	9	113131P	26"H x 36"D x 56"W	8.8	4,271	4,984	5,363	5,744	6,125	6,516	6,937	7,362	7,853	8,502	9,273	10,046	10,804	11,582	
																				

To Order Follow Steps 1-5

1. Series/Style 2. Type

YM9

Yoom  
Boxed Front

113100 Single Chair Armless

113151P Single Chair with Low Arms

113131P Single Chair with High Arms

3. Seam Options

Seam Option

SS Single seam on all edges

SP Pinch seam on top edges

Single seam on side edges

SW Standard welt cord on all edges +10% of COM List

Decorative Stitch on top edges  
(available on woven textiles only)

SSD1 Blanket stitch over single seam +10% of COM List

SSD2 Zig Zag stitch over single seam +10% of COM List

Blanket

Zig Zag

Thread color must be specified.  
Reference Stylex/Stitching on [Stylexseating.com](#) for thread colors and stitch images.

4. Decorative Stitch Colors

01 White

02 Natural

03 Lemon

04 Pebble Beige

05 Dk Mahogany

06 Orange

07 Red

08 Purple

09 Pro Blue

10 Navy

11 Olive

12 Dark Green

13 Nickel

14 Dark Gray

15 Black

5. Glides/Casters/Legs

Glide Option

PG Plastic Glide

Recommended for easier movement on carpet.

FG Felt Glide

Recommended for easier movement on hard floors

RG Rubber Glide

Recommended for static positioning.

Caster Option

CH Hard Wheel Caster +89

Recommended for full mobility in collaborative settings.

CS Soft Wheel Caster +89

Recommended for full mobility in collaborative settings.

L1

Round Legs +156

Legs increase seating height by 2".

All standard Stylex powder paints and Polished Aluminum are available leg finish choices.

6. Options

G Ganging +00

C1X In-seat power port with 10' power cord +435

C2X In-seat power port with 20' power cord +466

W1X 12' BX whip +1,079  
(for hardwiring)

W2X 24' BX whip +1,261  
(for hardwiring)

See Page 6 for complete information on specifying power ports.

7. Textile

Yoom Boxed is designed to have a casual look and feel. It is meant to show wrinkling with most fabrics.

Refer to Stylex swatch cards and separately published ingraded fabric program to determine grades .

See General Information section in the main price list for CAL 133 Information.

						C.O.M. Fabric Upholstery Grades													
	Series	Style	Type	Dimensions	Ydg.	C.O.M	A	B	C	D	E	F	G	H	I	J	K	L	M
Single Full Chair Armless Boxed Front	YM	9	123100	26"H x 45"D x 36"W	5.5	2,773	3,201	3,432	3,660	3,891	4,123	4,378	4,634	4,932	5,322	5,786	6,252	6,710	7,175
Single Full Chair with Low Arms Boxed Front	YM	9	123151P	26"H x 45"D x 56"W	9.2	4,273	4,993	5,380	5,760	6,151	6,539	6,968	7,402	7,902	8,556	9,336	10,118	10,884	11,667
Single Full Chair with High Arms Boxed Front	YM	9	123131P	26"H x 45"D x 56"W	9.7	4,571	5,343	5,756	6,168	6,583	7,003	7,462	7,922	8,456	9,158	9,994	10,834	11,656	12,497

To Order Follow Steps 1-5

1. Series/Style 2. Type

YM9

Yoom  
Boxed Front

113100 Single Full Chair Armless  
113151P Single Full Chair  
with Low Arms  
113131P Single Full Chair  
with High Arms

Blanket Zig Zag

3. Seam Options

Seam Option

SS Single seam on all edges  
SP Pinch seam on top edges  
Single seam on side edges  
SW Standard welt cord on all edges +10% of COM List

Decorative Stitch on top edges  
(available on woven textiles only)

SSD1 Blanket stitch over single seam +10% of COM List  
SSD2 Zig Zag stitch over single seam +10% of COM List

Thread color must be specified.  
Reference Stylex/Stitching on [Stylexseating.com](#) for  
thread colors and stitch images.

4. Decorative Stitch Colors 5. Glides/Casters/Legs

01 White  
02 Natural  
03 Lemon  
04 Pebble Beige  
05 Dk Mahogany  
06 Orange  
07 Red  
08 Purple  
09 Pro Blue  
10 Navy  
11 Olive  
12 Dark Green  
13 Nickel  
14 Dark Gray  
15 Black

Glide Option

PG Plastic Glide  
Recommended for easier movement on carpet.  
FG Felt Glide  
Recommended for easier movement on hard floors  
RG Rubber Glide  
Recommended for static positioning.

L1

Round Legs  
Legs increase seating height by 2".  
All standard Stylex powder paints and  
Polished Aluminum are available  
leg finish choices.

+156

6. Options

G Ganging +00  
C1X In-seat power port  
with 10' power cord +435  
C2X In-seat power port  
with 20' power cord +466  
W1X 12' BX whip +1,079  
(for hardwiring)  
W2X 24' BX whip +1,261  
(for hardwiring)

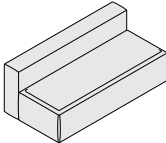
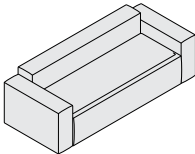
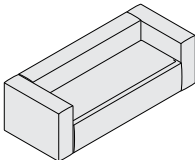
See Page 6 for complete  
information  
on specifying power ports.

7. Textile

Yoom Boxed is  
designed  
to have a casual  
look and feel. It  
is meant to show  
wrinkling with most  
fabrics.

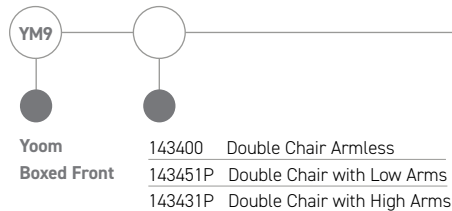
Refer to Stylex  
swatch cards  
and separately  
published ingraded  
fabric program to  
determine grades .

See General  
Information section  
in the main price  
list for CAL 133  
Information.

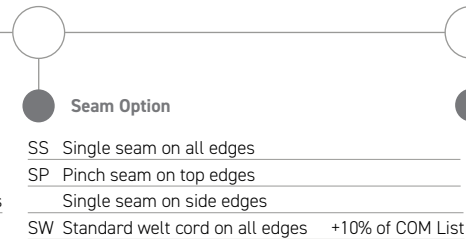
						C.O.M. Fabric Upholstery Grades														
	Series	Style	Type	Dimensions	Ydg.	C.O.M	A	B	C	D	E	F	G	H	I	J	K	L	M	
<div>Double Chair Armless Boxed Front</div> <div></div>	YM	9	143400	26"H x 36"D x 70"W	8.6	4,272	4,956	5,329	5,689	6,061	6,433	6,840	7,249	7,728	8,353	9,098	9,837	10,569	11,316	
<div>Double Chair with Low Arms Boxed Front</div> <div></div>	YM	9	143451P	26"H x 36"D x 90"W	12.2	5,772	6,748	7,277	7,789	8,321	8,849	9,430	10,017	10,698	11,587	12,648	13,703	14,743	15,808	
<div>Double Chair with High Arms Boxed Front</div> <div></div>	YM	9	143431P	26"H x 36"D x 90"W	12.8	6,070	7,098	7,653	8,197	8,753	9,313	9,924	10,537	11,252	12,189	13,306	14,419	15,515	16,638	

## To Order Follow Steps 1-5

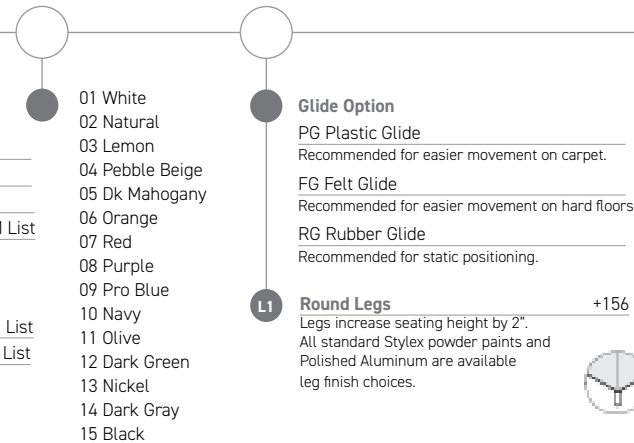
### 1. Series/Style 2. Type



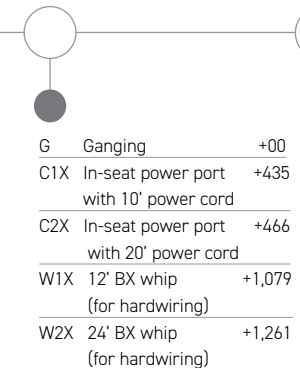
### 3. Seam Options



### 4. Decorative Stitch Colors 5. Glides/Casters/Legs

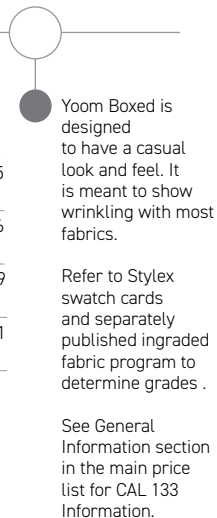


### 6. Options

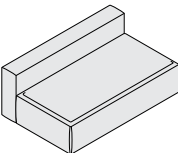
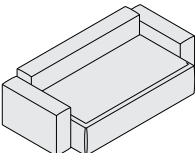
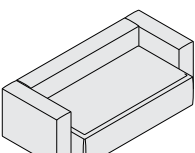


See Page 6 for complete information on specifying power ports.

### 7. Textile





						C.O.M. Fabric Upholstery Grades														
	Series	Style	Type	Dimensions	Ydg.	C.O.M	A	B	C	D	E	F	G	H	I	J	K	L	M	
Double Full Chair Armless Boxed Front	YM	9	153400	26"H x 45"D x 70"W	8.6	4,871	5,643	6,061	6,466	6,885	7,305	7,762	8,221	8,761	9,461	10,300	11,135	11,956	12,794	
																				
Double Full Chair with Low Arms Boxed Front	YM	9	153451P	26"H x 45"D x 90"W	12.4	6,371	7,435	8,009	8,566	9,145	9,721	10,352	10,989	11,731	12,695	13,850	15,001	16,130	17,286	
																				
Double Full Chair with High Arms Boxed Front	YM	9	153431P	26"H x 45"D x 90"W	12.9	6,669	7,785	8,385	8,974	9,577	10,185	10,846	11,509	12,285	13,297	14,508	15,717	16,902	18,116	
																				

To Order Follow Steps 1-5

1. Series/Style 2. Type

YM9

Yoom  
Boxed Front

153400 Double Full Chair Armless

153451P Double Full Chair  
with Low Arms

153431P Double Full Chair  
with High Arms

Blanket

Zig Zag

3. Seam Options

Seam Option

SS Single seam on all edges

SP Pinch seam on top edges  
Single seam on side edges

SW Standard welt cord on all edges +10% of COM List

Decorative Stitch on top edges  
(available on woven textiles only)

SSD1 Blanket stitch over single seam +10% of COM List

SSD2 Zig Zag stitch over single seam +10% of COM List

Thread color must be specified.  
Reference Stylex/Stitching on [Stylexseating.com](#) for  
thread colors and stitch images.

4. Decorative Stitch Colors

01 White  
02 Natural  
03 Lemon  
04 Pebble Beige  
05 Dk Mahogany  
06 Orange  
07 Red  
08 Purple  
09 Pro Blue  
10 Navy  
11 Olive  
12 Dark Green  
13 Nickel  
14 Dark Gray  
15 Black

5. Glides/Casters/Legs

Glide Option

PG Plastic Glide  
Recommended for easier movement on carpet.

FG Felt Glide  
Recommended for easier movement on hard floors

RG Rubber Glide  
Recommended for static positioning.

L1

Round Legs  
Legs increase seating height by 2".  
All standard Stylex powder paints and  
Polished Aluminum are available  
leg finish choices.

+156

6. Options

G Ganging +00

C1X In-seat power port  
with 10' power cord +435

C2X In-seat power port  
with 20' power cord +466

W1X 12' BX whip +1,079  
(for hardwiring)

W2X 24' BX whip +1,261  
(for hardwiring)

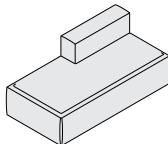
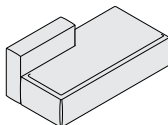
See Page 6 for complete  
information  
on specifying power ports.

7. Textile

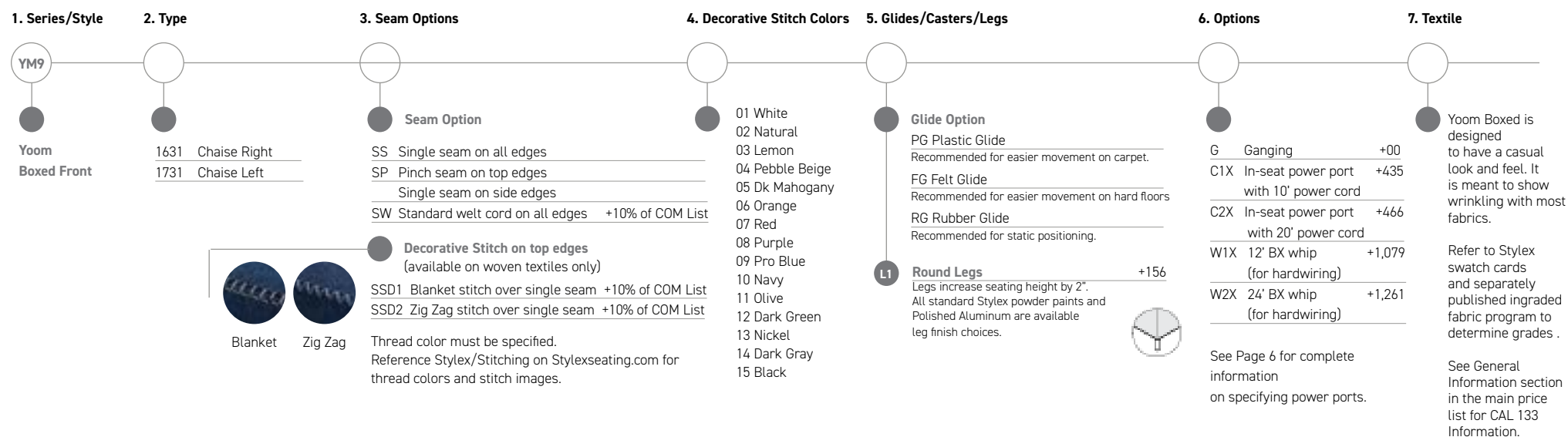
Yoom Boxed is  
designed  
to have a casual  
look and feel. It  
is meant to show  
wrinkling with most  
fabrics.

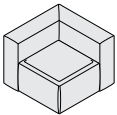
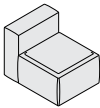
Refer to Stylex  
swatch cards  
and separately  
published ingraded  
fabric program to  
determine grades .

See General  
Information section  
in the main price  
list for CAL 133  
Information.

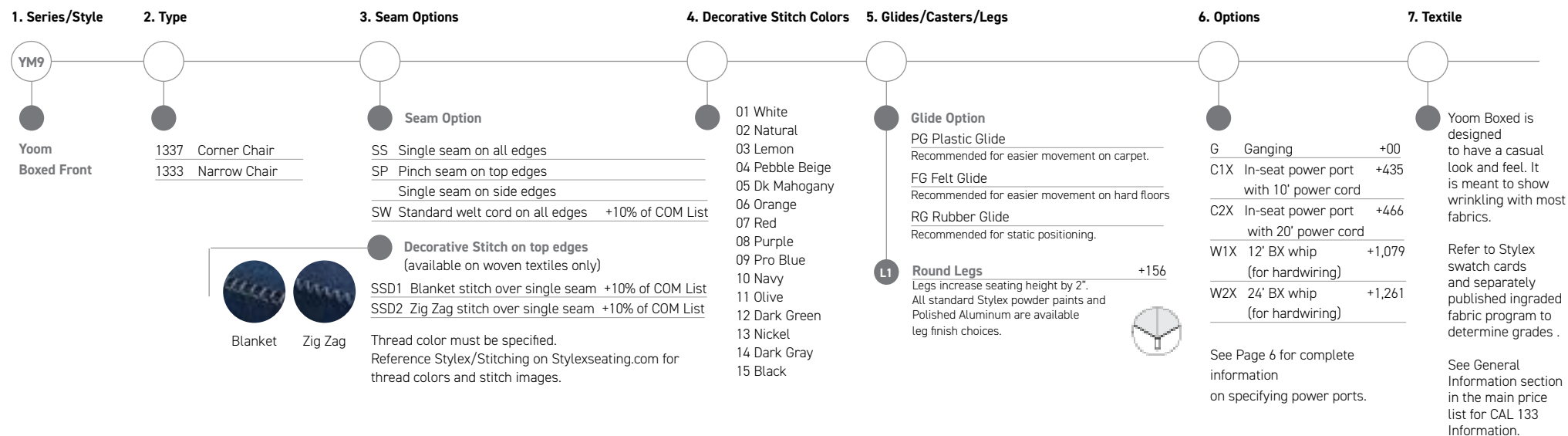
						C.O.M. Fabric Upholstery Grades														
	Series	Style	Type	Dimensions	Ydg.	C.O.M	A	B	C	D	E	F	G	H	I	J	K	L	M	
Chaise Right Boxed Front  	YM	9	1631	26"H x 36"D x 70"W	7.4	4,121	4,697	5,006	5,309	5,621	5,933	6,273	6,617	7,016	7,540	8,160	8,785	9,396	10,022	
Chaise Left Boxed Front  	YM	9	1731	26"H x 36"D x 70"W	7.4	4,121	4,697	5,006	5,309	5,621	5,933	6,273	6,617	7,016	7,540	8,160	8,785	9,396	10,022	

## To Order Follow Steps 1-5



						C.O.M. Fabric Upholstery Grades													
	Series	Style	Type	Dimensions	Ydg.	C.O.M	A	B	C	D	E	F	G	H	I	J	K	L	M
Corner Chair Boxed Front  	YM	9	1337	26"H x 36"D x 36"W	5.0	2,624	3,027	3,246	3,457	3,677	3,895	4,135	4,373	4,655	5,021	5,457	5,896	6,324	6,760
Narrow Chair Boxed Front  	YM	9	1333	26"H x 36"D x 27"W	3.3	2,100	2,356	2,496	2,631	2,771	2,912	3,063	3,216	3,396	3,631	3,908	4,188	4,464	4,740

## To Order Follow Steps 1-5



						C.O.M. Fabric Upholstery Grades													
	Series	Style	Type	Dimensions	Ydg.	C.O.M	A	B	C	D	E	F	G	H	I	J	K	L	M
Single Chair with Right Low Arm Boxed Front	YM	9	113151R	26"H x 36"D x 46"W	6.4	3,223	3,738	4,013	4,286	4,563	4,844	5,148	5,458	5,814	6,283	6,840	7,397	7,945	8,506
Single Chair with Right High Arm Boxed Front	YM	9	113131R	26"H x 36"D x 46"W	6.8	3,372	3,913	4,201	4,490	4,779	5,076	5,395	5,718	6,091	6,584	7,169	7,755	8,331	8,921
Single Chair with Left Low Arm Boxed Front	YM	9	113151L	26"H x 36"D x 46"W	6.4	3,223	3,738	4,013	4,286	4,563	4,844	5,148	5,458	5,814	6,283	6,840	7,397	7,945	8,506
Single Chair with Left High Arm Boxed Front	YM	9	113131L	26"H x 36"D x 46W	6.8	3,372	3,913	4,201	4,490	4,779	5,076	5,395	5,718	6,091	6,584	7,169	7,755	8,331	8,921

To Order Follow Steps 1-5

1. Series/Style 2. Type

YM9

Yoom  
Boxed Front

113151R Single Chair  
with Right Low Arm

113131R Single Chair  
with Right High Arm

113151L Single Chair  
with Left Low Arm

113131L Single Chair  
with Left High Arm

Blanket

Zig Zag

3. Seam Options

Seam Option

SS Single seam on all edges

SP Pinch seam on top edges

Single seam on side edges

SW Standard welt cord on all edges +10% of COM List

Decorative Stitch on top edges  
(available on woven textiles only)

SSD1 Blanket stitch over single seam +10% of COM List

SSD2 Zig Zag stitch over single seam +10% of COM List

Thread color must be specified.  
Reference Stylex/Stitching on Stylexseating.com for  
thread colors and stitch images.

4. Decorative Stitch Colors 5. Glides/Casters/Legs

01 White  
02 Natural  
03 Lemon  
04 Pebble Beige  
05 Dk Mahogany  
06 Orange  
07 Red  
08 Purple  
09 Pro Blue  
10 Navy  
11 Olive  
12 Dark Green  
13 Nickel  
14 Dark Gray  
15 Black

Glide Option

PG Plastic Glide  
Recommended for easier movement on carpet.

FG Felt Glide  
Recommended for easier movement on hard floors

RG Rubber Glide  
Recommended for static positioning.

L1

Round Legs

Legs increase seating height by 2".  
All standard Stylex powder paints and  
Polished Aluminum are available  
leg finish choices.

+156

6. Options

G Ganging +00

C1X In-seat power port  
with 10' power cord

+435

C2X In-seat power port  
with 20' power cord

+466

W1X 12' BX whip  
(for hardwiring)

+1,079

W2X 24' BX whip  
(for hardwiring)

+1,261

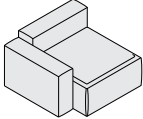
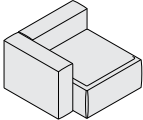
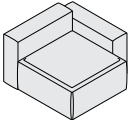
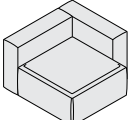
See Page 6 for complete  
information  
on specifying power ports.

7. Textile

Yoom Boxed is  
designed  
to have a casual  
look and feel. It  
is meant to show  
wrinkling with most  
fabrics.

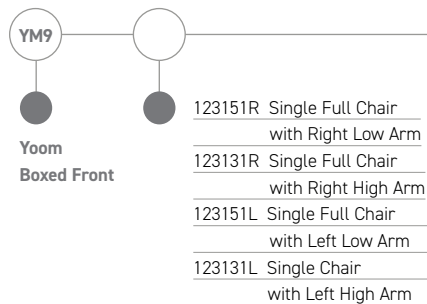
Refer to Stylex  
swatch cards  
and separately  
published ingraded  
fabric program to  
determine grades .

See General  
Information section  
in the main price  
list for CAL 133  
Information.

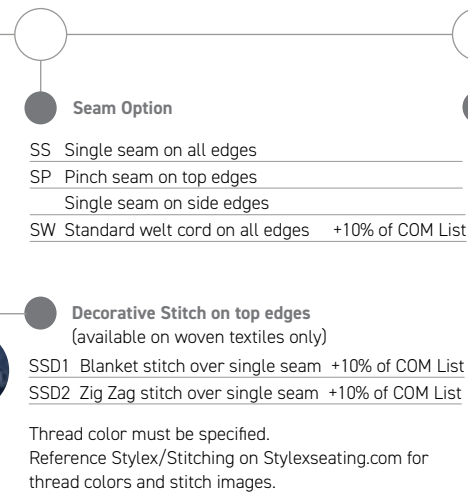
						C.O.M. Fabric Upholstery Grades													
	Series	Style	Type	Dimensions	Ydg.	C.O.M	A	B	C	D	E	F	G	H	I	J	K	L	M
<b>Single Full Chair with Right Low Arm</b> Boxed Front 	YM	9	123151R	26"H x 45"D x 46"W	7.3	3,523	4,097	4,406	4,710	5,021	5,331	5,673	6,018	6,417	6,939	7,561	8,185	8,797	9,421
<b>Single Full Chair with Right High Arm</b> Boxed Front 	YM	9	123131R	26"H x 45"D x 46"W	7.6	3,672	4,272	4,594	4,914	5,237	5,563	5,920	6,278	6,694	7,240	7,890	8,543	9,183	9,836
<b>Single Full Chair with Left Low Arm</b> Boxed Front 	YM	9	123151L	26"H x 45"D x 46"W	7.3	3,523	4,097	4,406	4,710	5,021	5,331	5,673	6,018	6,417	6,939	7,561	8,185	8,797	9,421
<b>Single Full Chair with Left High Arm</b> Boxed Front 	YM	9	123131L	26"H x 45"D x 46"W	7.6	3,672	4,272	4,594	4,914	5,237	5,563	5,920	6,278	6,694	7,240	7,890	8,543	9,183	9,836

## To Order Follow Steps 1-5

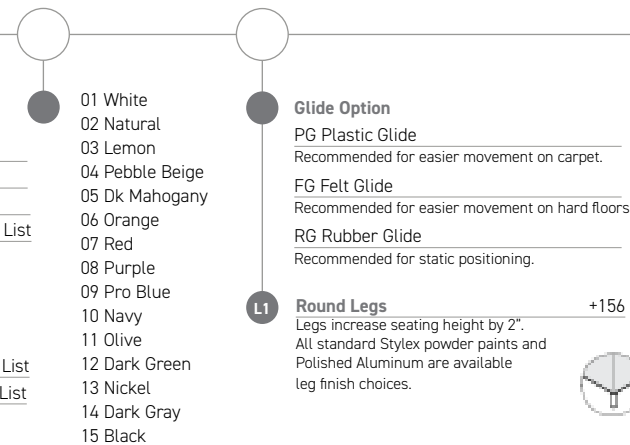
## 1. Series/Style 2. Type



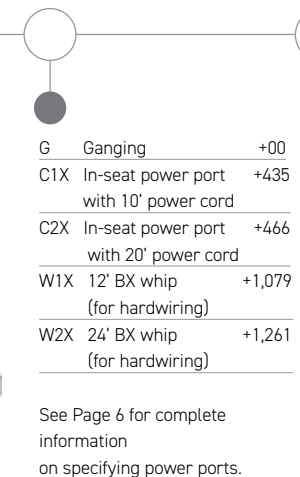
## 3. Seam Options



## 4. Decorative Stitch Colors 5. Glides/Casters/Legs



## 6. Options



## 7. Textile

